

# Ontario Political Tracker

**Provincial Survey**

January 23, 2026

# Nobody's perfect.

---

## Ontario Poll Accuracy

---

- 1<sup>st</sup> **Liaison**
- 2<sup>nd</sup> **Mainstreet**
- 3<sup>rd</sup> **Innovative**
- 4<sup>th</sup> **Research Co.**
- 5<sup>th</sup> **Forum**
- 6<sup>th</sup> **Abacus**
- 7<sup>th</sup> **Pallas**
- 8<sup>th</sup> **Leger**
- 9<sup>th</sup> **Nanos**
- 10<sup>th</sup> **Ipsos**
- 11<sup>th</sup> **Relay Strategies**

---

## Federal Poll Accuracy

---

- 1<sup>st</sup> **Mainstreet**
- 2<sup>nd</sup> **Liaison**
- 3<sup>rd</sup> **Angus Reid**
- 4<sup>th</sup> **Cardinal**
- 5<sup>th</sup> **Nanos**
- 6<sup>th</sup> **Research Co.**
- 7<sup>th</sup> **Pallas**
- 8<sup>th</sup> **Leger**
- 9<sup>th</sup> **Forum**
- 10<sup>th</sup> **Ipsos**
- 11<sup>th</sup> **Abacus**

There's no tougher race than an election campaign. Shifting headlines, commentaries on leadership debates, and millions of voters changing their minds right up to the last minute. In the most recent 2025 elections, the accuracy of Liaison's polls ranked 1st provincially and 2nd federally. Next race, who knows? There's always room to improve. **Even at Liaison.**

# Methodology

Liaison surveyed a random sample of 1000 Ontarians **from January 19 to 21, 2026**, using Interactive Voice Recording (IVR) technology. To ensure a representative sample, participants were reached through random digit dialing (RDD) across both landline and cellular phone networks.

The resulting data was weighted to match targets based on the 2021 Census. For the total sample, the **margin of error is  $\pm 3.1$  percentage points**, 19 times out of 20, though this margin is higher for sub-samples. Additionally, results may not add up to 100% due to rounding.



# Ontario Political Tracker

## All Voters

	Total	Female	Male	Other
Unweighted	1000	503	469	28
Weighted	1000	501	470	29

	18-34	35-49	50-64	65+
Unweighted	275	240	251	234
Weighted	277	238	256	229

	North	East	SW	SC	905	416
Unweighted	60	180	190	90	278	202
Weighted	55	181	189	92	279	204

## Decided & Leaning

	Total	Female	Male	Other
Unweighted	963	484	452	27
Weighted	963	482	454	27

	18-34	35-49	50-64	65+
Unweighted	269	226	245	223
Weighted	270	228	244	221

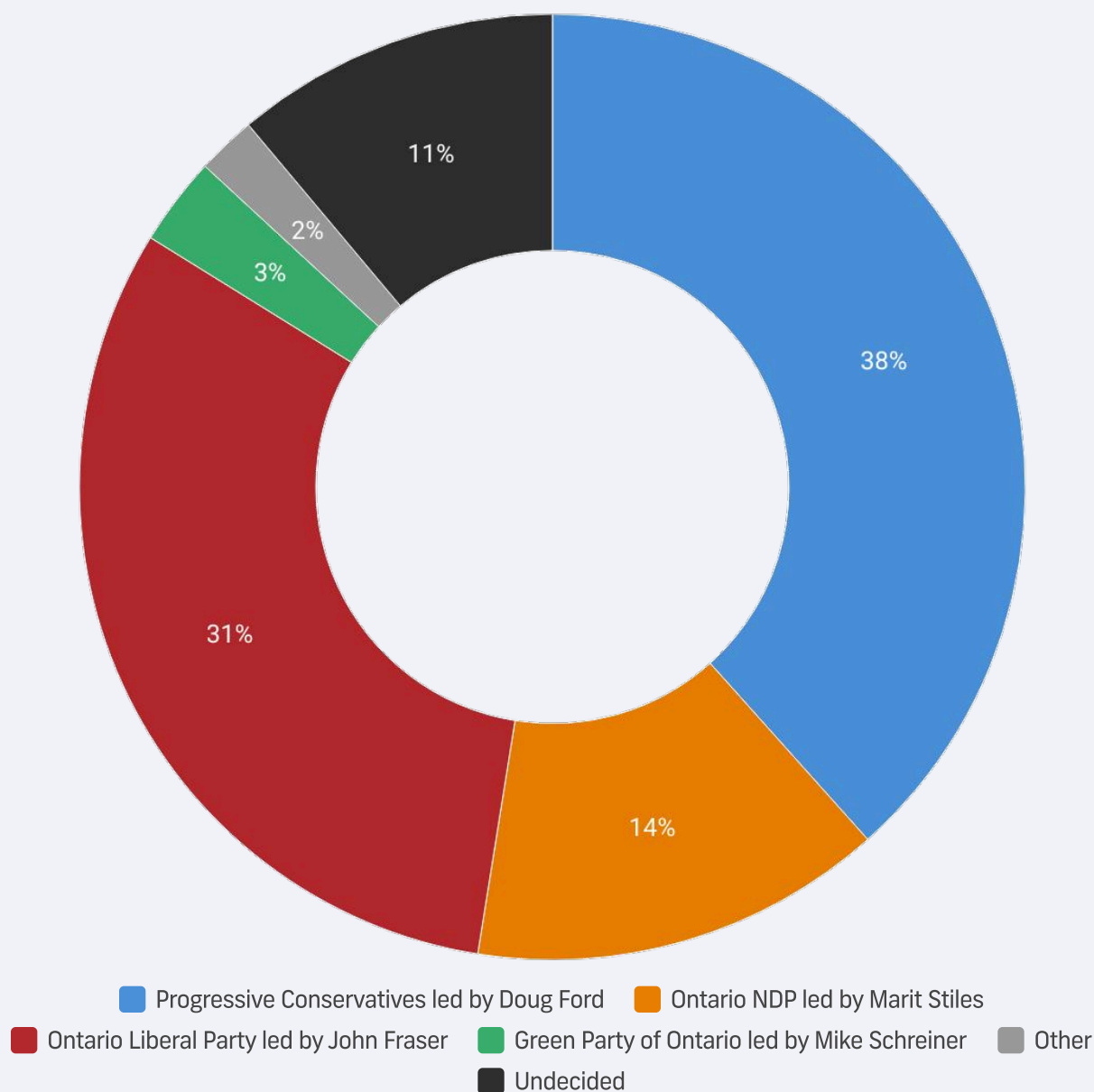
	North	East	SW	SC	905	416
Unweighted	57	174	185	83	267	197
Weighted	54	176	185	84	268	196

## Provincial Survey

Jan 23, 2026



If a Provincial Election were held today, **which party would you vote for?**



# Ontario Political Tracker

If a Provincial Election were held today, which party would you vote for?

	Total	Female	Male	Other
PC led by Doug Fo...	38 %	32 %	44 %	42 %
ONDP led by Marit...	14 %	15 %	14 %	9 %
OLP led by John F...	31 %	36 %	26 %	30 %
GPO led by Mike S...	3 %	2 %	4 %	1 %
Other	2 %	2 %	2 %	0 %
Undecided	11 %	12 %	10 %	18 %

	18-34	35-49	50-64	65+
PC led by Doug Fo...	35 %	40 %	39 %	39 %
ONDP led by Marit...	21 %	15 %	9 %	12 %
OLP led by John F...	26 %	27 %	37 %	37 %
GPO led by Mike S...	5 %	2 %	2 %	2 %
Other	2 %	4 %	2 %	1 %
Undecided	11 %	12 %	11 %	9 %



# Ontario Political Tracker

If a Provincial Election were held today, which party would you vote for?

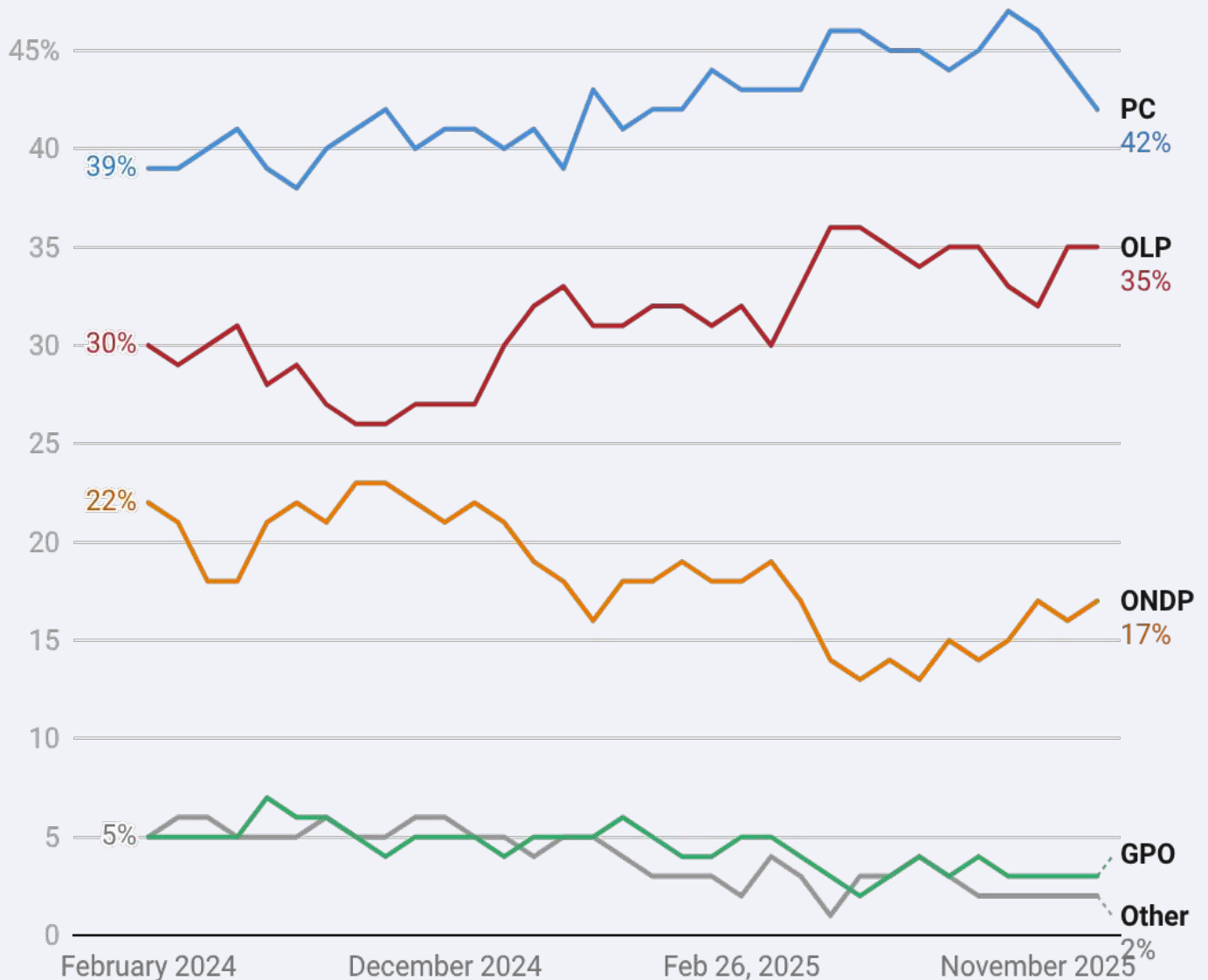
	North	East	SW	SC	905	416
PC led by Doug Fo...	28 %	49 %	41 %	34 %	37 %	34 %
ONDP led by Marit...	20 %	14 %	16 %	30 %	10 %	11 %
OLP led by John F...	36 %	21 %	28 %	21 %	37 %	40 %
GPO led by Mike S...	2 %	2 %	7 %	2 %	2 %	3 %
Other	5 %	3 %	2 %	1 %	2 %	1 %
Undecided	9 %	13 %	6 %	13 %	12 %	12 %



# Ontario Political Tracker

If a Provincial Election were held today, **which party would you vote for?**

## Decided & Leaning



Provincial Survey

Jan 23, 2026





# Ontario Political Tracker

If a Provincial Election were held today, which party would you vote for? (Decided & Leaning)

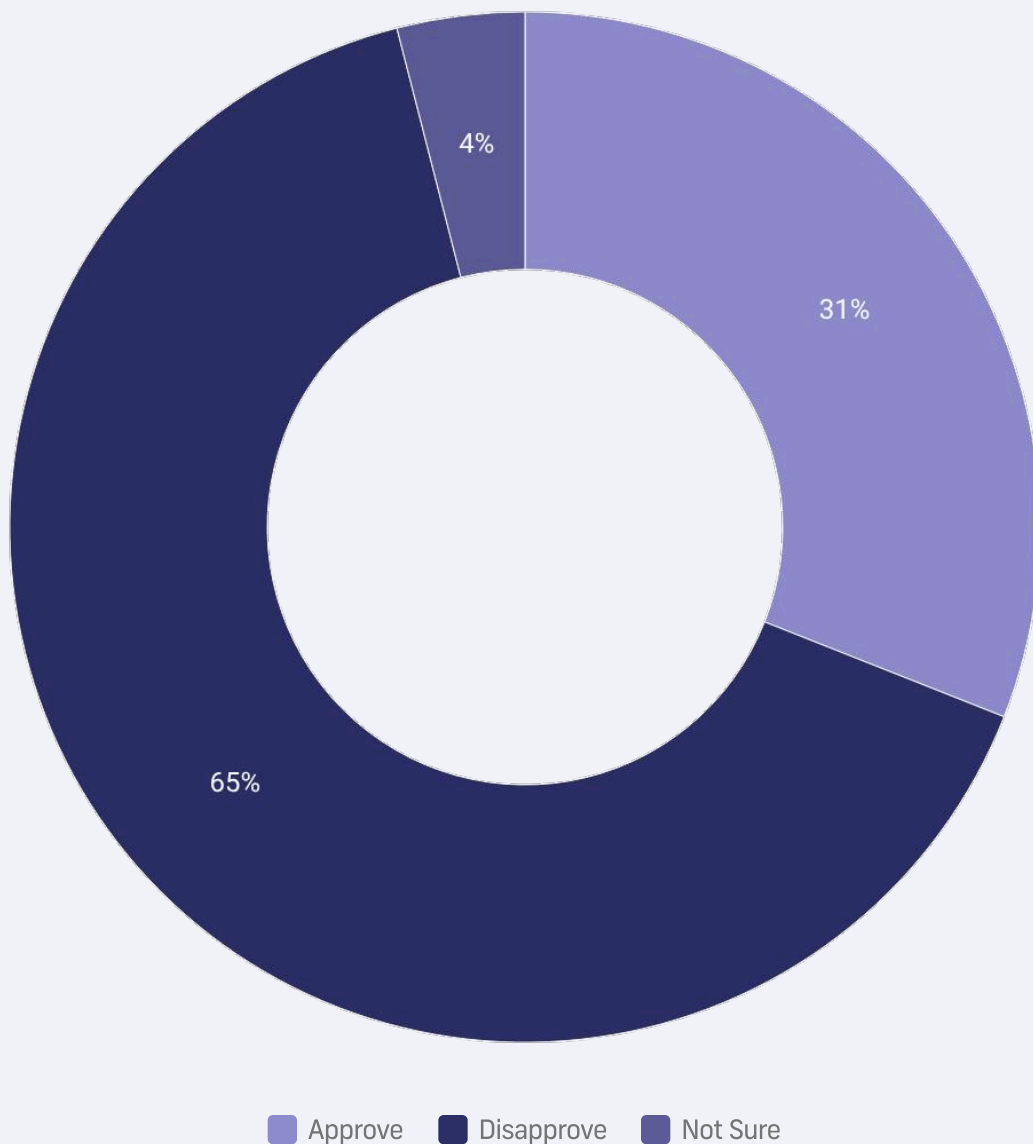
	Total	Female	Male	Other
PC led by Doug Fo...	42 %	36 %	49 %	46 %
ONDP led by Marit...	17 %	18 %	15 %	13 %
OLP led by John F...	35 %	40 %	30 %	40 %
GPO led by Mike S...	3 %	2 %	5 %	1 %
Other	2 %	3 %	2 %	0 %

	18-34	35-49	50-64	65+
PC led by Doug Fo...	39 %	46 %	43 %	42 %
ONDP led by Marit...	23 %	17 %	12 %	15 %
OLP led by John F...	30 %	31 %	40 %	40 %
GPO led by Mike S...	6 %	3 %	2 %	2 %
Other	2 %	4 %	2 %	1 %

	North	East	SW	SC	905	416
PC led by Doug Fo...	32 %	55 %	42 %	40 %	41 %	38 %
ONDP led by Marit...	20 %	18 %	17 %	34 %	13 %	13 %
OLP led by John F...	41 %	23 %	31 %	23 %	42 %	46 %
GPO led by Mike S...	2 %	2 %	8 %	2 %	2 %	3 %
Other	5 %	3 %	2 %	1 %	3 %	1 %



Do you approve or disapprove of **the job Doug Ford is doing** as Premier of Ontario?



# Ontario Political Tracker

Do you approve or disapprove of the job Doug Ford is doing as Premier of Ontario?

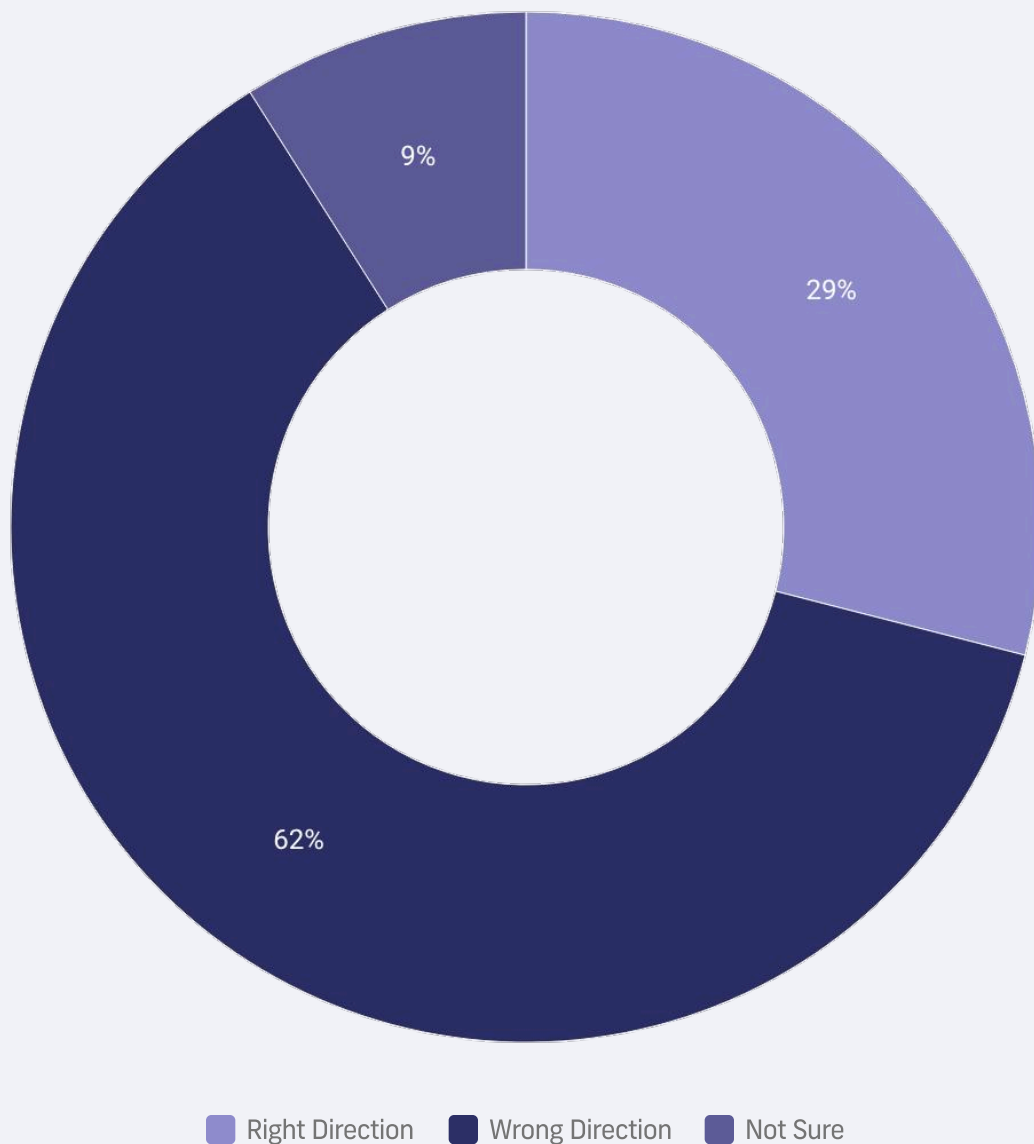
	Total	Female	Male	Other
Approve	31 %	23 %	40 %	45 %
Disapprove	65 %	74 %	56 %	52 %
Not Sure	4 %	3 %	5 %	3 %

	18-34	35-49	50-64	65+
Approve	32 %	33 %	30 %	29 %
Disapprove	65 %	63 %	65 %	67 %
Not Sure	3 %	3 %	5 %	4 %

	North	East	SW	SC	905	416
Approve	25 %	36 %	33 %	23 %	36 %	25 %
Disapprove	73 %	63 %	62 %	68 %	61 %	71 %
Not Sure	1 %	2 %	5 %	9 %	3 %	4 %



Would you say that **the province of Ontario is generally heading** in the right direction, or the wrong direction?



# Ontario Political Tracker

Would you say that the province of Ontario is generally heading in the right direction, or the wrong direction?

	Total	Female	Male	Other
Right Direction	29 %	20 %	38 %	36 %
Wrong Direction	62 %	71 %	53 %	52 %
Not Sure	9 %	9 %	9 %	11 %

	18-34	35-49	50-64	65+
Right Direction	28 %	31 %	29 %	28 %
Wrong Direction	62 %	61 %	61 %	63 %
Not Sure	10 %	8 %	10 %	9 %

	North	East	SW	SC	905	416
Right Direction	21 %	34 %	29 %	23 %	35 %	22 %
Wrong Direction	72 %	60 %	60 %	65 %	58 %	66 %
Not Sure	6 %	7 %	11 %	12 %	8 %	12 %



# Get in touch



[liaison.ca](http://liaison.ca)



+1 416-483-2335



2586A Yonge Street, Suite 2B  
Toronto, Ontario