

Alberta Political Outlook

Provincial Survey

January 22, 2026

Nobody's perfect.

There's no tougher race than an election campaign. Shifting headlines, commentaries on leadership debates, and millions of voters changing their minds right up to the last minute. In the most recent 2025 elections, the accuracy of Liaison's polls ranked 1st provincially and 2nd federally. Next race, who knows? There's always room to improve. **Even at Liaison.**

Federal Poll Accuracy

- 1st **Mainstreet**
- 2nd **Liaison**
- 3rd **Angus Reid**
- 4th **Cardinal**
- 5th **Nanos**
- 6th **Research Co.**

Alberta Federal Poll Accuracy

- 1st **Liaison**
- 2nd **Pollara**
- 3rd **Research Co.**
- 4th **Forum**
- 5th **MQO**
- 6th **Ipsos**

Ontario Provincial Poll Accuracy

- 1st **Liaison**
- 2nd **Mainstreet**
- 3rd **Innovative**
- 4th **Research Co.**
- 5th **Forum**
- 6th **Abacus**

Methodology

Liaison surveyed a random sample of 1,000 Alberta **from January 7 to January 11, 2026**, using Interactive Voice Recording (IVR) technology. To ensure a representative sample, participants were reached through random digit dialing (RDD) across both landline and cellular phone networks.

The resulting data was weighted to match targets based on the 2021 Census. For the total sample, the **margin of error is ± 3.1 percentage points**, 19 times out of 20, though this margin is higher for sub-samples. Additionally, results may not add up to 100% due to rounding.



Alberta Political Outlook

All Voters

	Total	Female	Male	Other
Unweighted	1000	482	469	47
Weighted	1000	480	471	49

	18-34	35-49	50-64	65+
Unweighted	290	280	240	190
Weighted	290	282	240	188

	Calgary	Edmonton	Rest Of AB
Unweighted	315	245	440
Weighted	310	241	449

Decided & Leaning

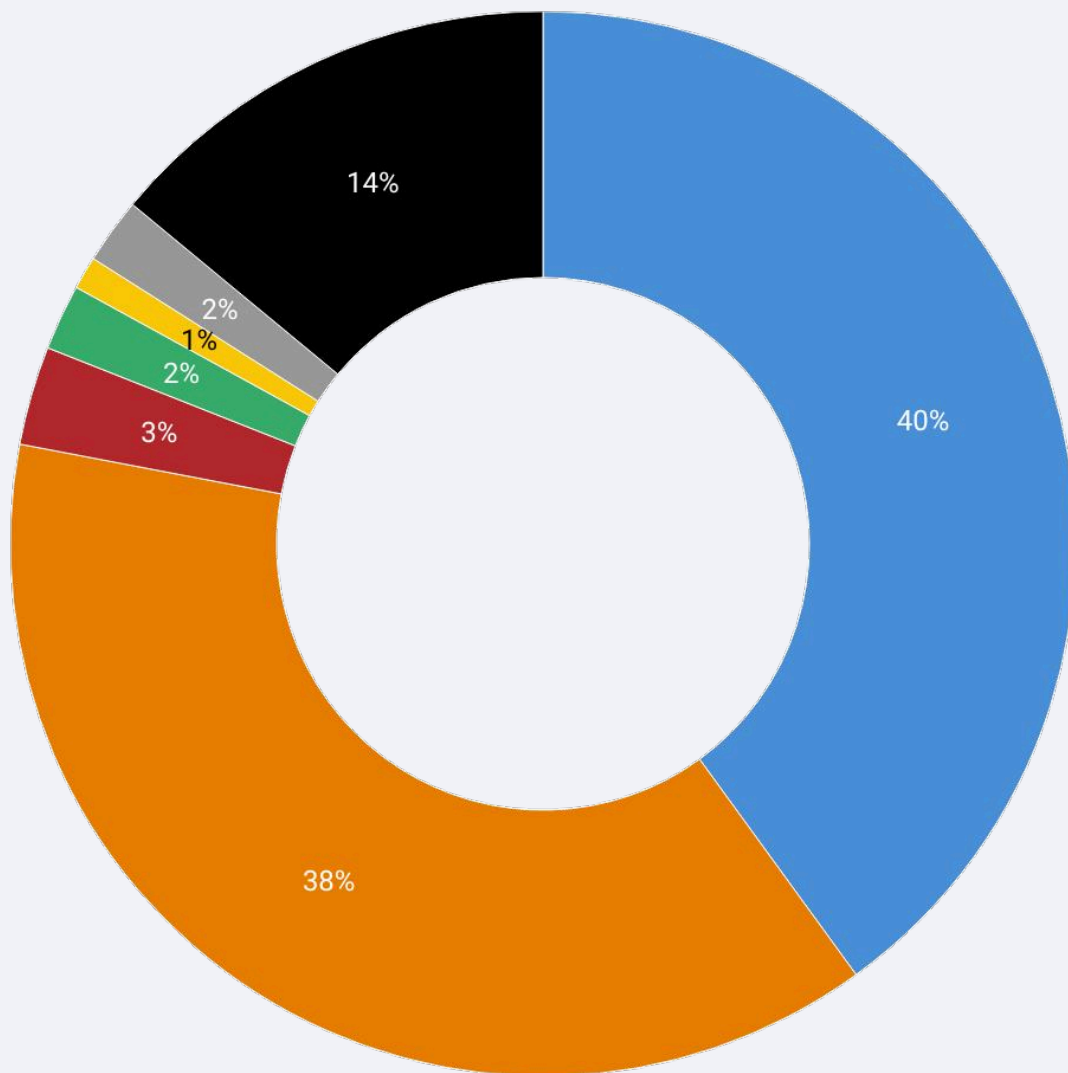
	Total	Female	Male	Other
Unweighted	970	469	457	44
Weighted	970	468	456	46

	18-34	35-49	50-64	65+
Unweighted	280	279	227	184
Weighted	281	278	229	182

	Calgary	Edmonton	Rest Of AB
Unweighted	301	238	431
Weighted	299	236	435



If a provincial election were held today, **which party* would you support?**



UCP NDP Liberal Green Alberta Party Other Undecided

*Respondents were provided Party + Leader Name (ie UCP led by Danielle Smith)



Alberta Political Outlook

If a provincial election were held today, which party would you support?

	Total	Female	Male	Other
United Conservative Party	40 %	35 %	46 %	34 %
Alberta NDP	38 %	43 %	32 %	41 %
Alberta Liberal Party	3 %	3 %	3 %	0 %
Green Party of Alberta	2 %	3 %	2 %	2 %
Progressive Tory Party	1 %	1 %	1 %	4 %
Other	2 %	2 %	2 %	0 %
Undecided	14 %	14 %	14 %	19 %

	18-34	35-49	50-64	65+
United Conservative Party	35 %	37 %	43 %	48 %
Alberta NDP	39 %	43 %	36 %	32 %
Alberta Liberal Party	5 %	2 %	2 %	2 %
Green Party of Alberta	3 %	3 %	1 %	1 %
Progressive Tory Party	1 %	1 %	1 %	2 %
Other	2 %	1 %	2 %	3 %
Undecided	16 %	13 %	14 %	13 %



Alberta Political Outlook

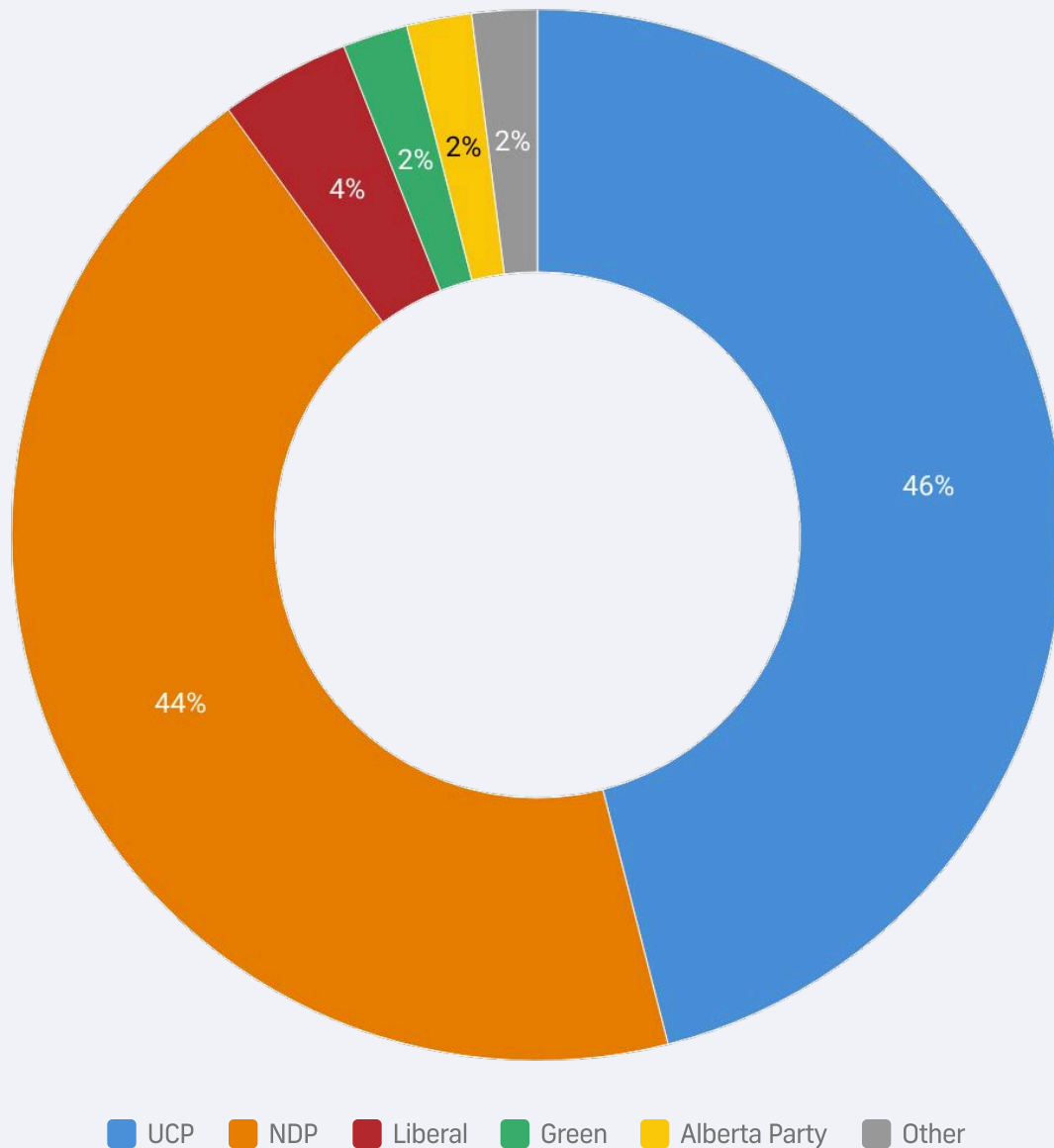
If a provincial election were held today, which party would you support?

	Calgary	Edmonton	Rest Of AB
United Conservative Party	40 %	28 %	46 %
Alberta NDP	37 %	49 %	33 %
Alberta Liberal Party	3 %	4 %	3 %
Green Party of Alberta	2 %	3 %	2 %
Progressive Tory Party	1 %	0 %	2 %
Other	2 %	2 %	2 %
Undecided	15 %	13 %	14 %



If a provincial election were held today, **which party* would you support?**

Decided and Leaning



*Respondents were provided Party + Leader Name (ie UCP led by Danielle Smith)



Alberta Political Outlook

If a provincial election were held today, which party would you support? (Decided & Leaning)

	Total	Female	Male	Other
United Conservative Party	46 %	39 %	53 %	43 %
Alberta NDP	44 %	51 %	37 %	46 %
Alberta Liberal Party	4 %	4 %	4 %	2 %
Green Party of Alberta	2 %	3 %	2 %	2 %
Progressive Tory Party	2 %	2 %	2 %	5 %
Other	2 %	2 %	3 %	2 %

	18-34	35-49	50-64	65+
United Conservative Party	40 %	44 %	49 %	54 %
Alberta NDP	47 %	47 %	42 %	38 %
Alberta Liberal Party	5 %	3 %	3 %	2 %
Green Party of Alberta	3 %	4 %	2 %	1 %
Progressive Tory Party	3 %	1 %	2 %	2 %
Other	2 %	1 %	3 %	4 %



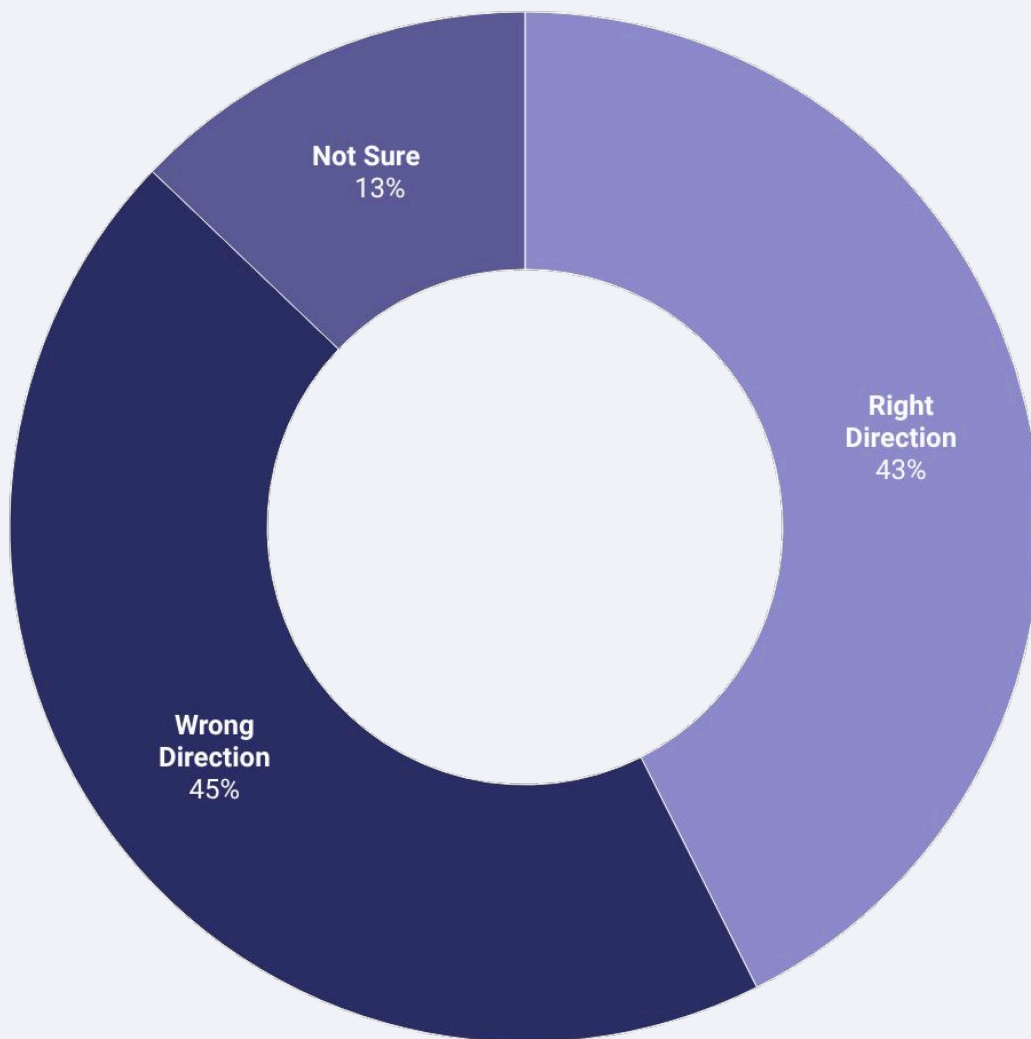
Alberta Political Outlook

If a provincial election were held today, which party would you support? (Decided & Leaning)

	Calgary	Edmonton	Rest Of AB
United Conservative Party	48 %	29 %	54 %
Alberta NDP	43 %	60 %	36 %
Alberta Liberal Party	3 %	4 %	3 %
Green Party of Alberta	2 %	3 %	2 %
Progressive Tory Party	1 %	0 %	3 %
Other	2 %	3 %	2 %



Would you say that the province of Alberta is generally **heading in the right direction, or the wrong direction?**



Alberta Political Outlook

Would you say that the province of Alberta is generally heading in the right direction, or the wrong direction?

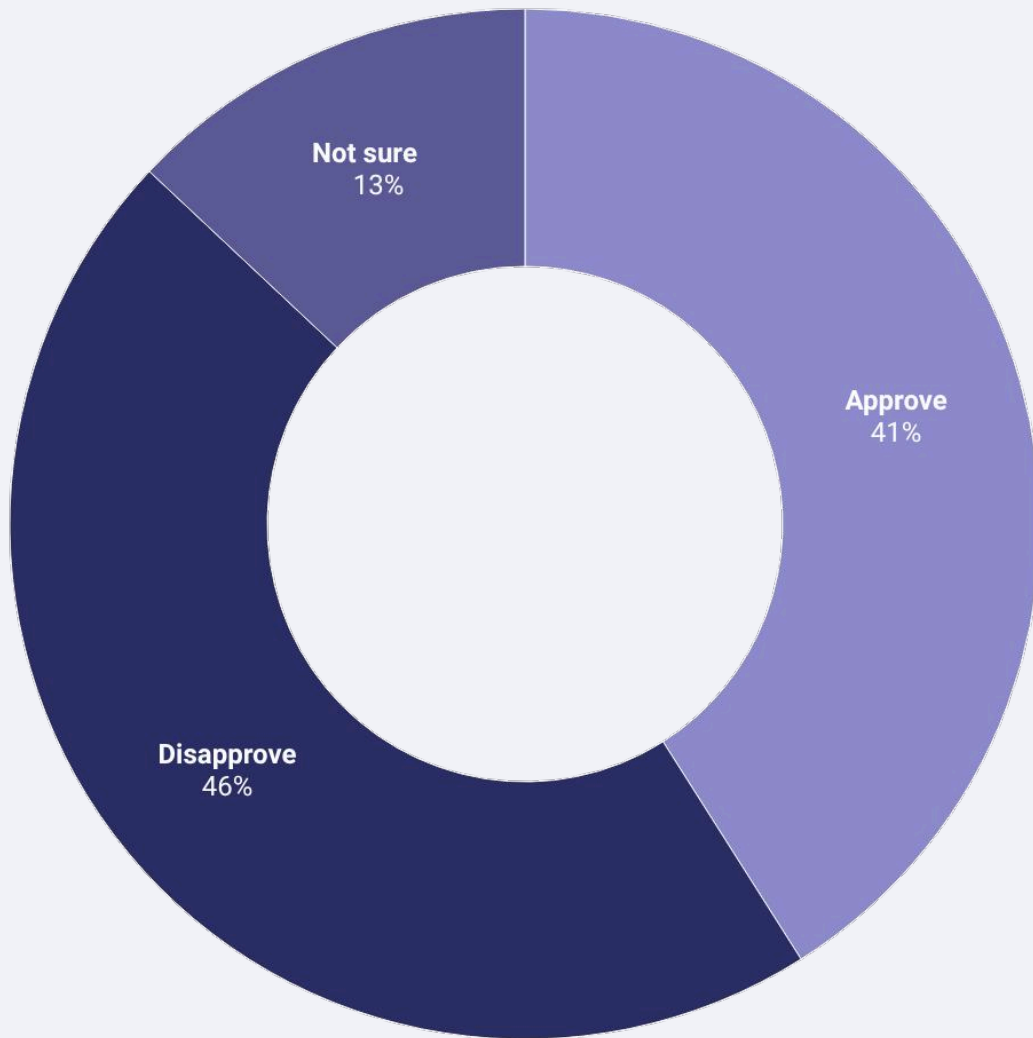
	Total	Female	Male	Other
Right direction	43 %	40 %	46 %	37 %
Wrong direction	45 %	46 %	44 %	46 %
Not sure	13 %	14 %	10 %	17 %

	18-34	35-49	50-64	65+
Right direction	41 %	38 %	49 %	46 %
Wrong direction	46 %	50 %	38 %	44 %
Not sure	13 %	12 %	14 %	10 %

	Calgary	Edmonton	Rest Of AB
Right direction	46 %	36 %	44 %
Wrong direction	41 %	52 %	43 %
Not sure	12 %	12 %	13 %



Do you approve or disapprove of **the job Danielle Smith is doing as Premier** of Alberta?



Alberta Political Outlook

Do you approve or disapprove of the job Danielle Smith is doing as Premier of Alberta?

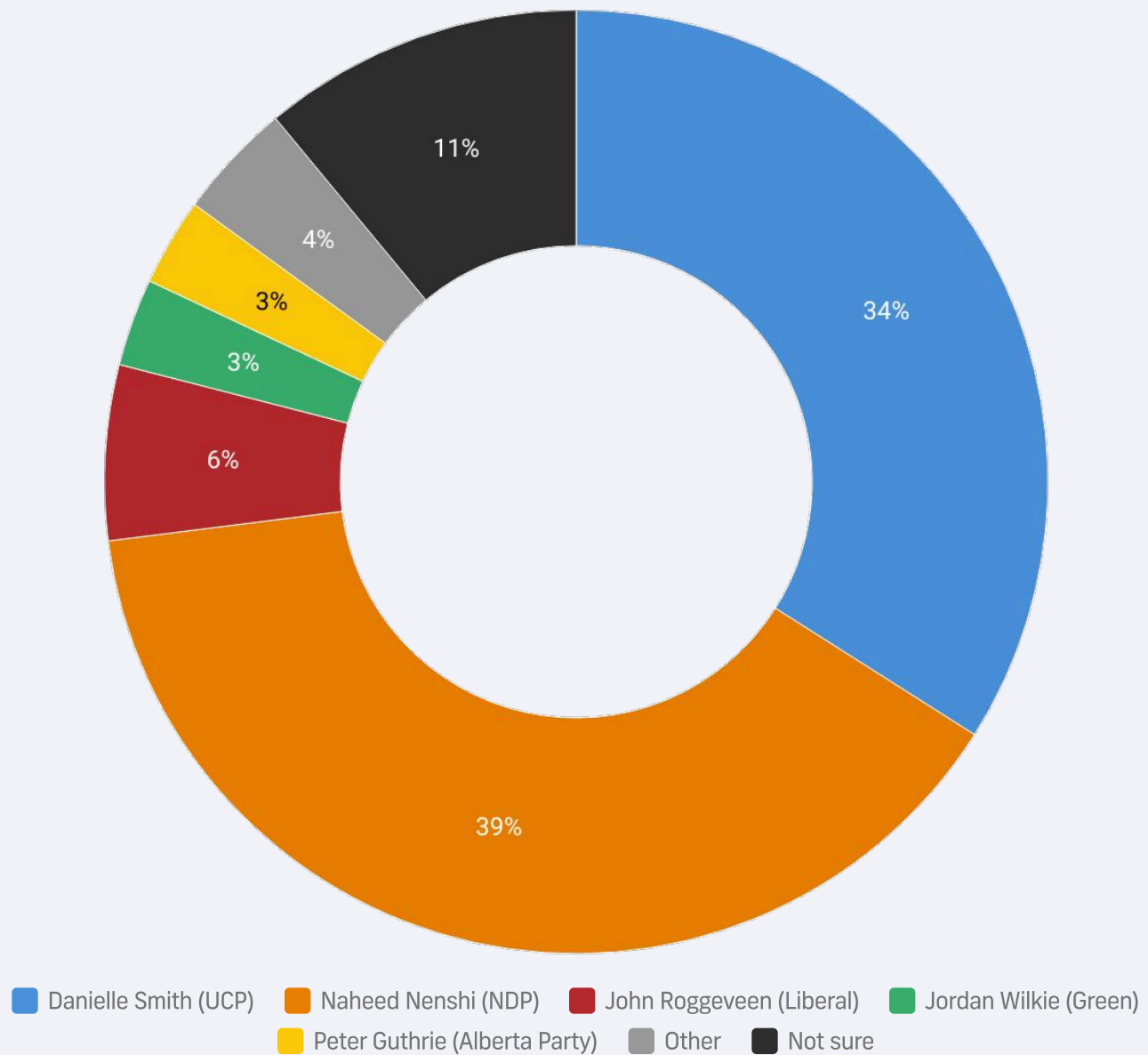
	Total	Female	Male	Other
Approve	41 %	43 %	39 %	35 %
Disapprove	46 %	44 %	48 %	47 %
Not sure	13 %	13 %	13 %	18 %

	18-34	35-49	50-64	65+
Approve	41 %	38 %	41 %	44 %
Disapprove	44 %	48 %	49 %	42 %
Not sure	15 %	14 %	10 %	14 %

	Calgary	Edmonton	Rest Of AB
Approve	44 %	30 %	44 %
Disapprove	44 %	55 %	42 %
Not sure	12 %	14 %	14 %



Regardless of which party you might support, which of the following leaders do you trust most to **manage the healthcare system**?



Alberta Political Outlook

Regardless of which party you might support, which of the following leaders do you trust most to manage the healthcare system?

	Total	Female	Male	Other
Danielle Smith of the UCP	34 %	33 %	36 %	31 %
Naheed Nenshi of the NDP	39 %	41 %	37 %	35 %
John Roggeveen of the Liberals	6 %	5 %	6 %	6 %
Jordan Wilkie of the Greens	3 %	3 %	3 %	2 %
Peter Guthrie of the Progressive...	3 %	2 %	3 %	6 %
Other	4 %	4 %	5 %	2 %
Not sure	11 %	12 %	10 %	18 %

	18-34	35-49	50-64	65+
Danielle Smith of the UCP	34 %	34 %	38 %	29 %
Naheed Nenshi of the NDP	39 %	37 %	38 %	42 %
John Roggeveen of the Liberals	6 %	5 %	5 %	6 %
Jordan Wilkie of the Greens	2 %	4 %	3 %	3 %
Peter Guthrie of the Progressive...	2 %	4 %	3 %	2 %
Other	6 %	5 %	4 %	2 %
Not sure	11 %	10 %	10 %	15 %



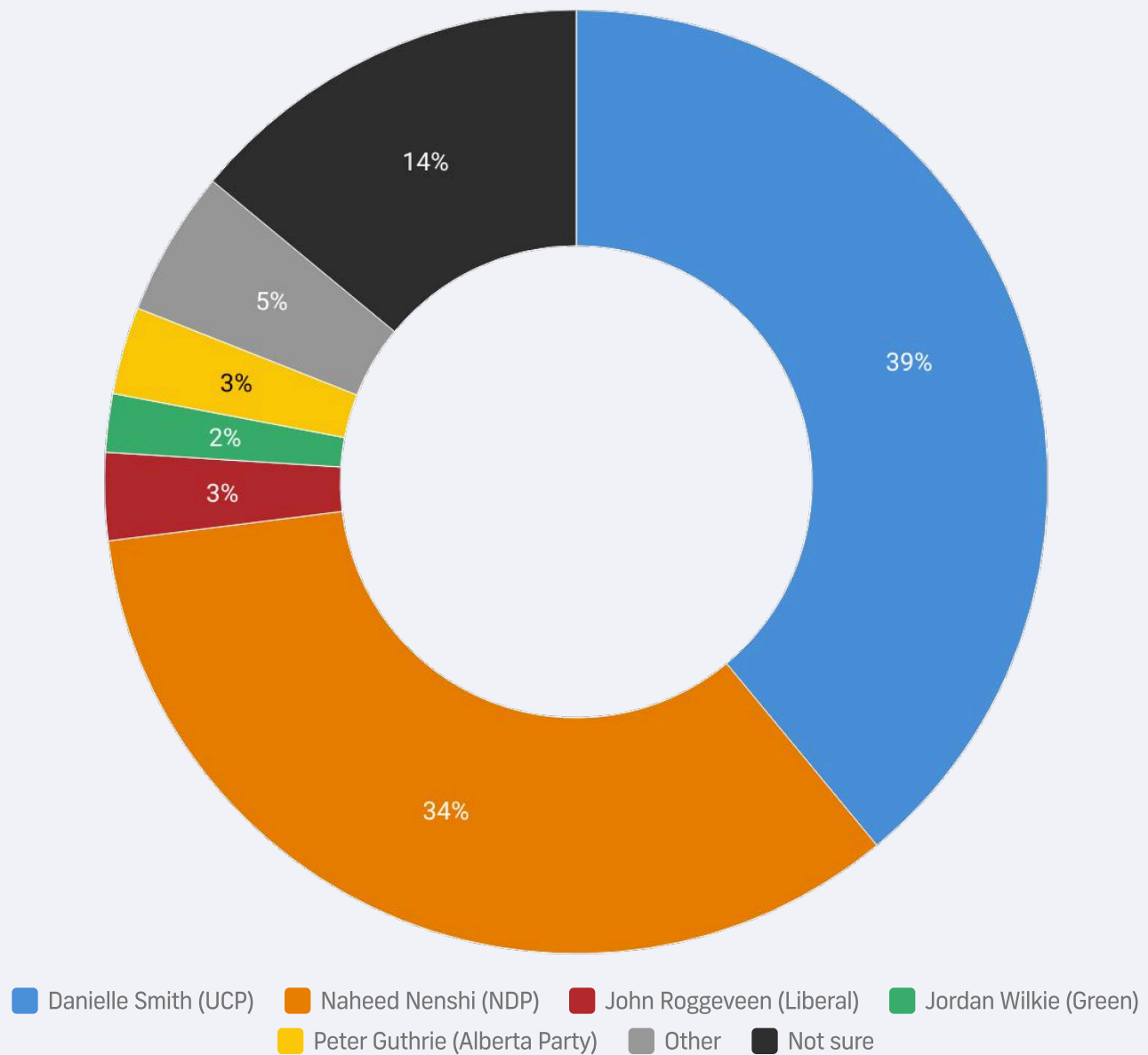
Alberta Political Outlook

Regardless of which party you might support, which of the following leaders do you trust most to manage the healthcare system?

	Calgary	Edmonton	Rest Of AB
Danielle Smith of the UCP	34 %	27 %	39 %
Naheed Nenshi of the NDP	39 %	43 %	36 %
John Roggeveen of the Liberals	8 %	5 %	4 %
Jordan Wilkie of the Greens	1 %	4 %	3 %
Peter Guthrie of the Progressive...	3 %	3 %	2 %
Other	5 %	5 %	4 %
Not Sure	10 %	12 %	12 %



Which of the following leaders do you **trust most to manage the economy?**



Alberta Political Outlook

Which of the following leaders do you trust most to manage the economy?

	Total	Female	Male	Other
Danielle Smith of the UCP	39 %	38 %	41 %	34 %
Naheed Nenshi of the NDP	34 %	37 %	31 %	39 %
John Roggeveen of the Liberals	3 %	3 %	3 %	0 %
Jordan Wilkie of the Greens	2 %	2 %	2 %	4 %
Peter Guthrie of the Progressive...	3 %	2 %	3 %	2 %
Other	5 %	6 %	6 %	2 %
Not sure	14 %	13 %	14 %	19 %

	18-34	35-49	50-64	65+
Danielle Smith of the UCP	40 %	40 %	40 %	35 %
Naheed Nenshi of the NDP	30 %	32 %	36 %	42 %
John Roggeveen of the Liberals	3 %	4 %	2 %	2 %
Jordan Wilkie of the Greens	1 %	3 %	2 %	2 %
Peter Guthrie of the Progressive...	3 %	2 %	3 %	2 %
Other	5 %	7 %	5 %	3 %
Not sure	17 %	13 %	11 %	15 %



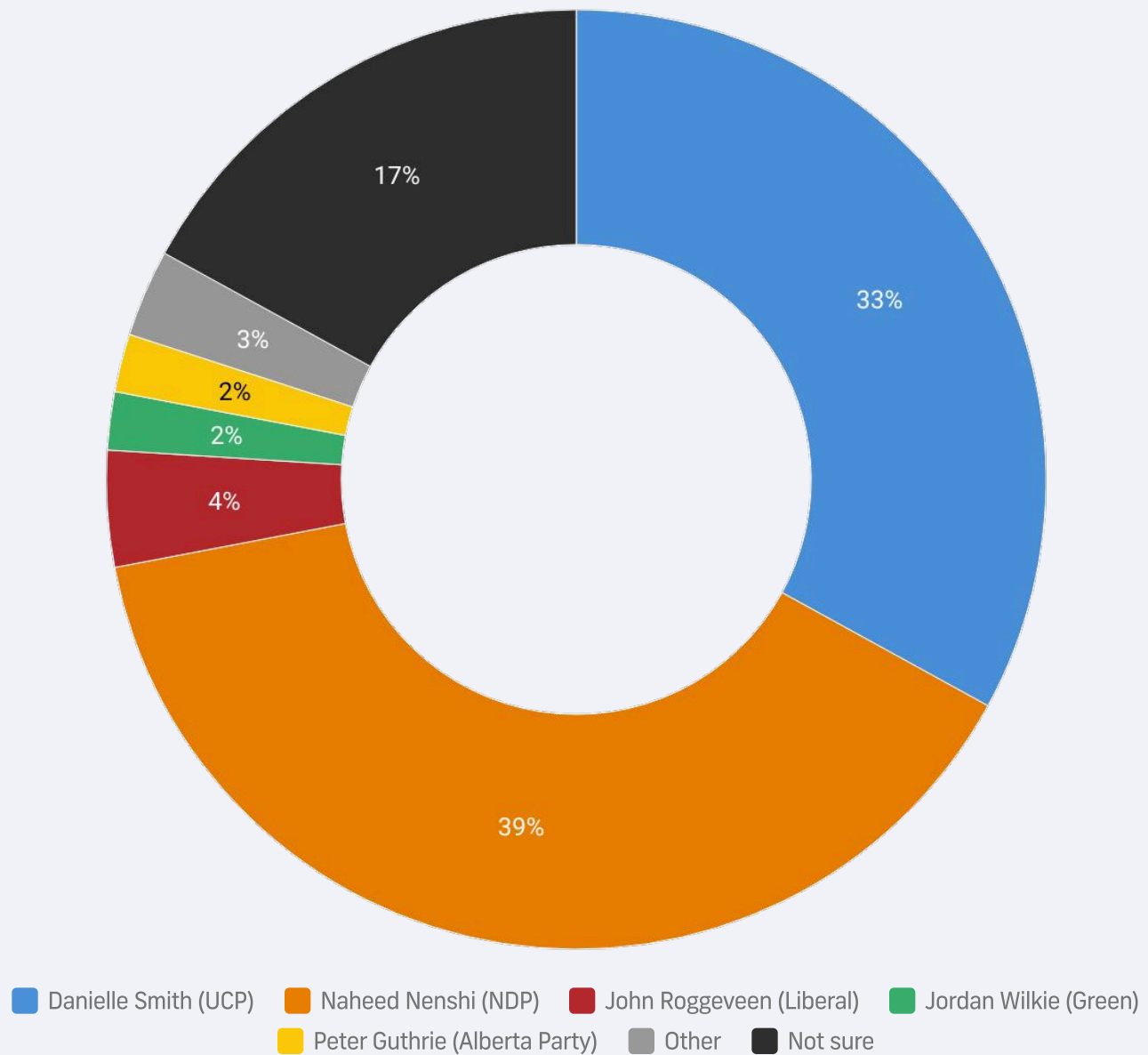
Alberta Political Outlook

Which of the following leaders do you trust most to manage the economy?

	Calgary	Edmonton	Rest Of AB
Danielle Smith of the UCP	40 %	28 %	45 %
Naheed Nenshi of the NDP	32 %	49 %	28 %
John Roggeveen of the Liberals	1 %	5 %	3 %
Jordan Wilkie of the Greens	1 %	2 %	2 %
Peter Guthrie of the Progressive...	1 %	5 %	3 %
Other	4 %	6 %	6 %
Not Sure	22 %	6 %	13 %



Which of the following leaders do you **trust most to manage the education system?**



Alberta Political Outlook

Which of the following leaders do you trust most to manage the education system?

	Total	Female	Male	Other
Danielle Smith of the UCP	33 %	30 %	35 %	36 %
Naheed Nenshi of the NDP	39 %	42 %	36 %	49 %
John Roggeveen of the Liberals	4 %	5 %	4 %	2 %
Jordan Wilkie of the Greens	2 %	2 %	2 %	0 %
Peter Guthrie of the Progressive...	2 %	1 %	3 %	0 %
Other	3 %	2 %	4 %	4 %
Not sure	17 %	17 %	18 %	10 %

	18-34	35-49	50-64	65+
Danielle Smith of the UCP	29 %	32 %	36 %	35 %
Naheed Nenshi of the NDP	41 %	41 %	35 %	41 %
John Roggeveen of the Liberals	3 %	5 %	5 %	4 %
Jordan Wilkie of the Greens	3 %	1 %	2 %	0 %
Peter Guthrie of the Progressive...	1 %	2 %	2 %	3 %
Other	1 %	3 %	5 %	3 %
Not sure	21 %	16 %	15 %	15 %



Alberta Political Outlook

Which of the following leaders do you trust most to manage the education system?

	Calgary	Edmonton	Rest Of AB
Danielle Smith of the UCP	28 %	20 %	43 %
Naheed Nenshi of the NDP	41 %	54 %	31 %
John Roggeveen of the Liberals	3 %	5 %	4 %
Jordan Wilkie of the Greens	2 %	2 %	2 %
Peter Guthrie of the Progressive...	3 %	1 %	2 %
Other	3 %	2 %	4 %
Not Sure	21 %	15 %	15 %



Get in touch



liaison.ca



+1 416-483-2335



2586A Yonge Street, Suite 2B
Toronto, Ontario