

Healthcare & ER

National Survey

January 21, 2026

Nobody's perfect.

Ontario Poll Accuracy

- 1st **Liaison**
- 2nd **Mainstreet**
- 3rd **Innovative**
- 4th **Research Co.**
- 5th **Forum**
- 6th **Abacus**
- 7th **Pallas**
- 8th **Leger**
- 9th **Nanos**
- 10th **Ipsos**
- 11th **Relay Strategies**

Federal Poll Accuracy

- 1st **Mainstreet**
- 2nd **Liaison**
- 3rd **Angus Reid**
- 4th **Cardinal**
- 5th **Nanos**
- 6th **Research Co.**
- 7th **Pallas**
- 8th **Leger**
- 9th **Forum**
- 10th **Ipsos**
- 11th **Abacus**

There's no tougher race than an election campaign. Shifting headlines, commentaries on leadership debates, and millions of voters changing their minds right up to the last minute. In the most recent 2025 elections, the accuracy of Liaison's polls ranked 1st provincially and 2nd federally. Next race, who knows? There's always room to improve. **Even at Liaison.**

Methodology

Liaison surveyed a random sample of 1,000 Canadians **from January 5 to January 17, 2026**, using Interactive Voice Recording (IVR) technology. The sample was evenly split between the two weeks. To ensure a representative sample, participants were reached through random digit dialing (RDD) across both landline and cellular phone networks.

The resulting data was weighted to match targets based on the 2021 Census. For the total sample, the **margin of error is ± 3.1 percentage points**, 19 times out of 20, though this margin is higher for sub-samples. Additionally, results may not add up to 100% due to rounding.



Healthcare & ER

All Voters

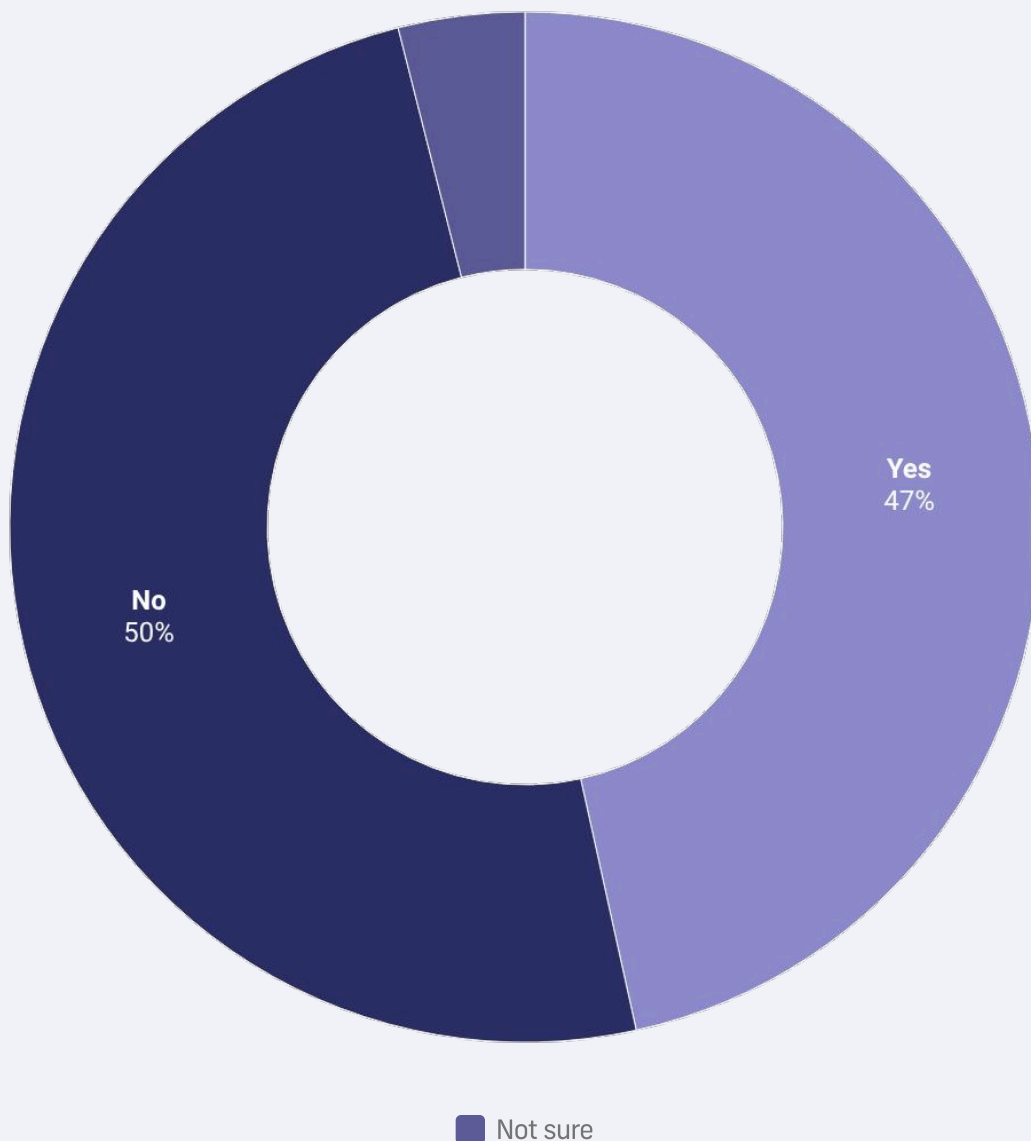
	Total	Female	Male	Other
Unweighted	1000	489	461	50
Weighted	1000	488	464	48

	18-34	35-49	50-64	65+
Unweighted	265	240	253	242
Weighted	267	242	255	236

	Atlantic	QC	ON	MB/SK	AB	BC
Unweighted	70	230	385	64	110	141
Weighted	67	231	387	65	111	139



In the last 12 months, have you or a member of your immediate household **visited a Hospital Emergency Room?**



Healthcare & ER

In the last 12 months, have you or a member of your immediate household visited a Hospital Emergency Room

	Total	Female	Male	Other
Yes	47 %	48 %	44 %	58 %
No	50 %	49 %	51 %	39 %
Not Sure	4 %	3 %	5 %	3 %

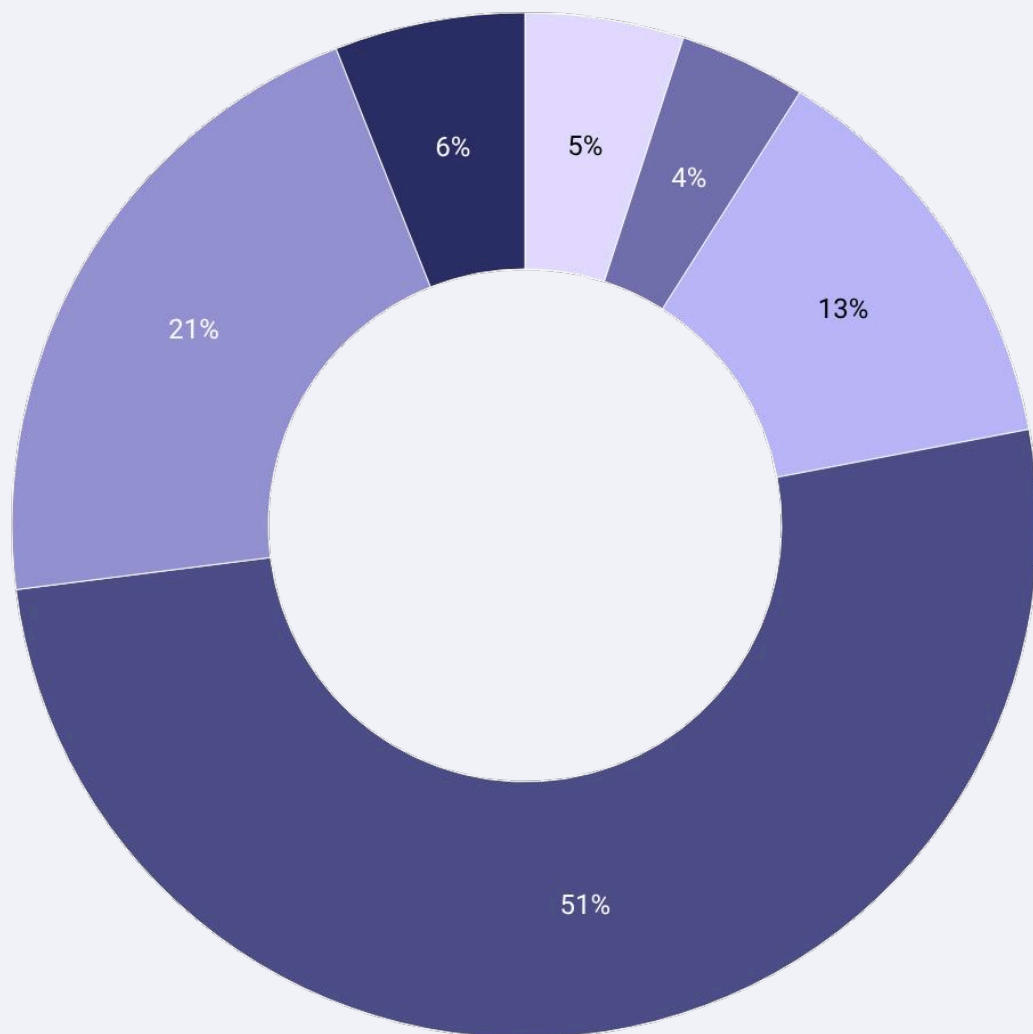
	18-34	35-49	50-64	65+
Yes	44 %	46 %	45 %	52 %
No	51 %	50 %	52 %	45 %
Not Sure	5 %	3 %	4 %	3 %

	Atlantic	QC	ON	MB/SK	AB	BC
Yes	45 %	48 %	45 %	47 %	49 %	46 %
No	49 %	48 %	51 %	52 %	45 %	51 %
Not Sure	6 %	4 %	3 %	1 %	6 %	3 %



How would you rate the **length of time you waited to be seen by a physician** during your most recent visit?

'Yes' in previous question only



Excellent Good Fair Poor Left Without Being Seen Not Sure



Healthcare & ER

How would you rate the length of time you waited to be seen by a physician during your most recent visit?

(‘Yes’ in previous question only)

	Total	Female	Male	Other
Excellent	5 %	4 %	7 %	0 %
Good	4 %	3 %	4 %	4 %
Fair	13 %	15 %	11 %	12 %
Poor	51 %	49 %	52 %	55 %
Left Without Bein...	21 %	22 %	19 %	25 %
Not Sure	6 %	6 %	7 %	4 %

	18-34	35-49	50-64	65+
Excellent	3 %	7 %	4 %	6 %
Good	2 %	3 %	4 %	6 %
Fair	6 %	15 %	20 %	12 %
Poor	54 %	47 %	51 %	50 %
Left Without Bein...	29 %	21 %	15 %	20 %
Not Sure	7 %	7 %	5 %	7 %



Healthcare & ER

How would you rate the length of time you waited to be seen by a physician during your most recent visit?

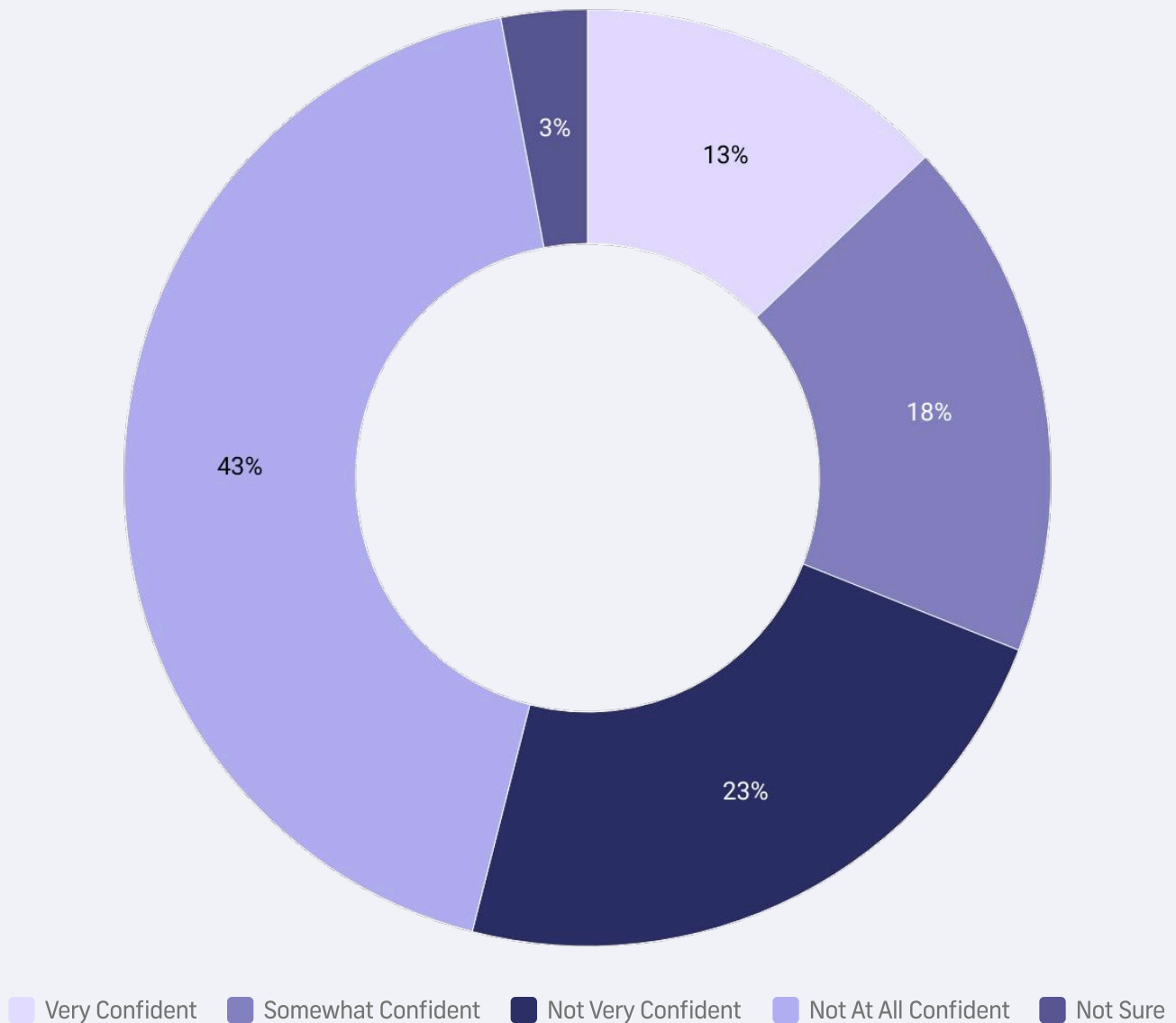
(‘Yes’ in previous question only)

	Atlantic	QC	ON	MB/SK	AB	BC
Excellent	8 %	5 %	4 %	13 %	4 %	5 %
Good	8 %	4 %	3 %	3 %	3 %	3 %
Fair	25 %	11 %	15 %	7 %	13 %	9 %
Poor	34 %	54 %	53 %	37 %	54 %	50 %
Left Without Bein...	21 %	18 %	18 %	36 %	20 %	29 %
Not Sure	4 %	8 %	7 %	3 %	6 %	5 %



Healthcare & ER

If you or a loved one had a life-threatening emergency today, how confident are you that the healthcare system **would provide care within a safe timeframe?**



Healthcare & ER

If you or a loved one had a life-threatening emergency today, how confident are you that the healthcare system would provide care within a safe timeframe?

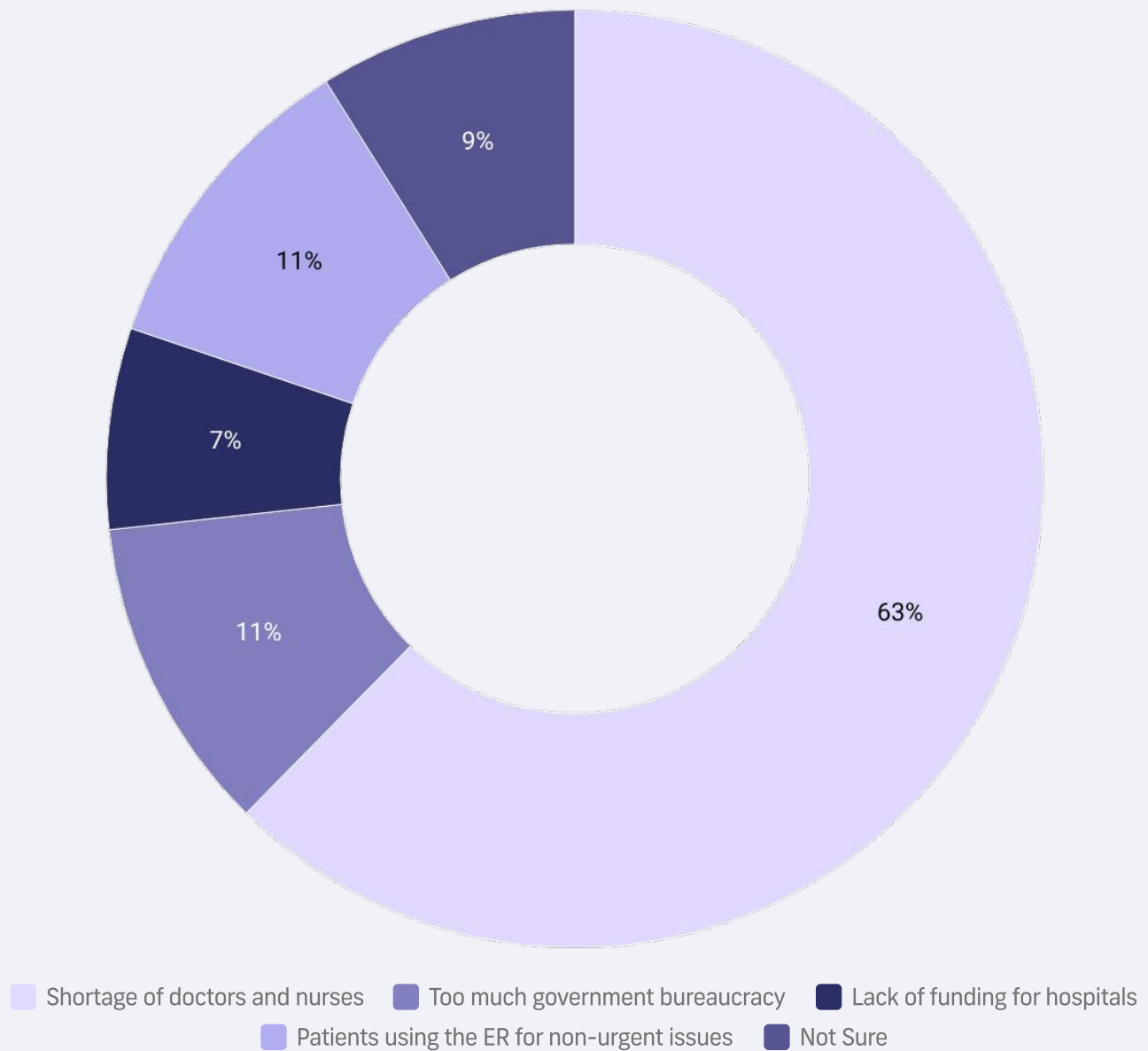
	Total	Female	Male	Other
Very Confident	13 %	10 %	16 %	16 %
Somewhat Confid...	18 %	18 %	18 %	15 %
Not Very Confident	23 %	22 %	24 %	17 %
Not At All Confident	43 %	47 %	39 %	50 %
Not Sure	3 %	3 %	2 %	2 %

	18-34	35-49	50-64	65+
Very Confident	14 %	13 %	12 %	13 %
Somewhat Confid...	19 %	19 %	18 %	16 %
Not Very Confident	23 %	21 %	23 %	24 %
Not At All Confident	43 %	44 %	43 %	44 %
Not Sure	1 %	2 %	4 %	3 %

	Atlantic	QC	ON	MB/SK	AB	BC
Very Confident	10 %	15 %	13 %	14 %	10 %	11 %
Somewhat Confid...	13 %	18 %	20 %	15 %	18 %	16 %
Not Very Confident	29 %	22 %	23 %	21 %	20 %	25 %
Not At All Confident	47 %	42 %	42 %	47 %	47 %	44 %
Not Sure	2 %	2 %	2 %	3 %	5 %	4 %



Which of the following do you believe is **the primary reason for long ER wait times** in your province?



Healthcare & ER

Which of the following do you believe is the primary reason for long ER wait times in your province?

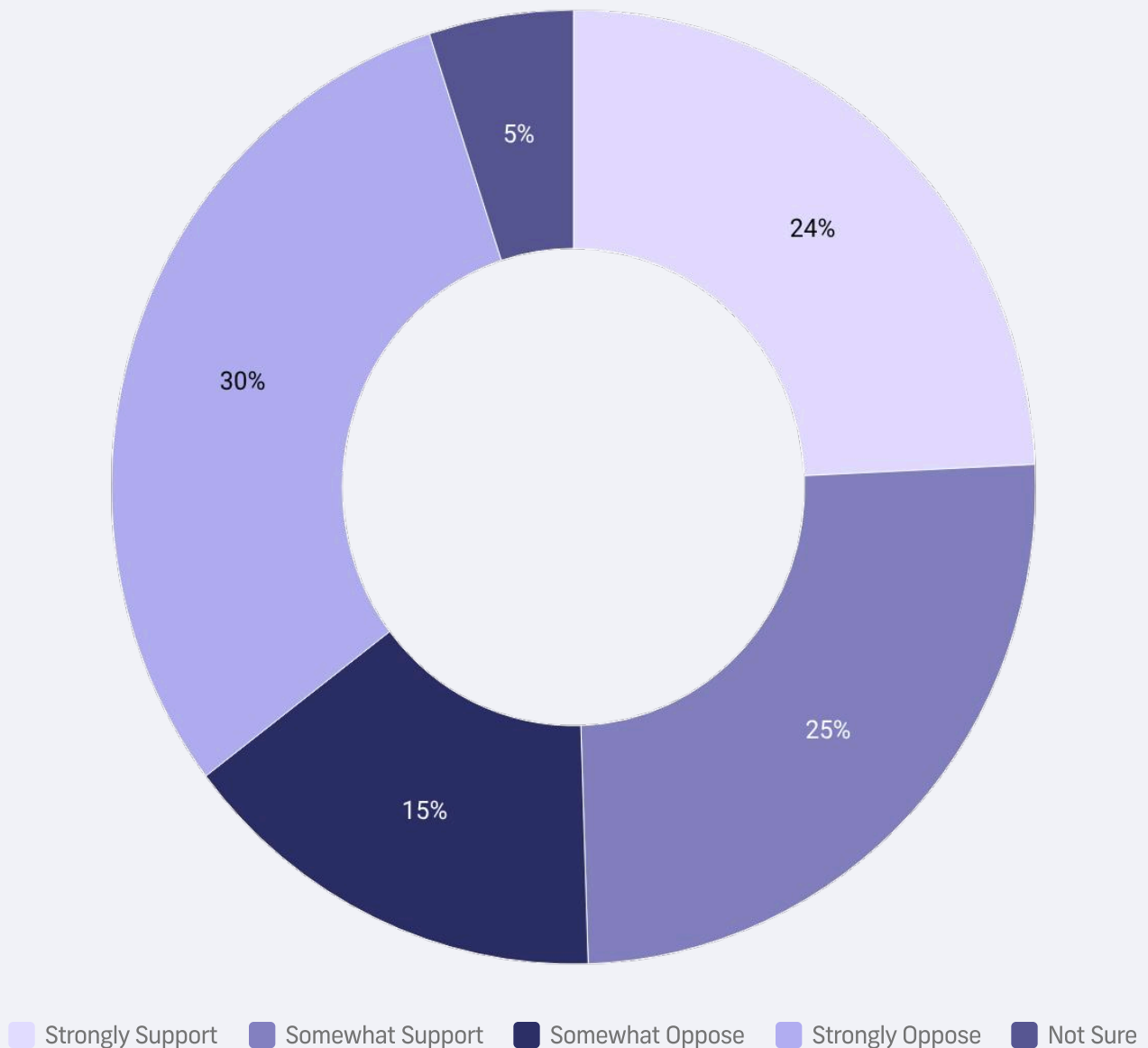
	Total	Female	Male	Other
Shortage Of Doct...	63 %	60 %	65 %	66 %
Too Much Govern...	11 %	12 %	10 %	6 %
Lack Of Funding F...	7 %	6 %	8 %	1 %
Patients Using Th...	11 %	13 %	8 %	13 %
Not Sure	9 %	9 %	9 %	14 %

	18-34	35-49	50-64	65+
Shortage Of Doct...	60 %	65 %	62 %	65 %
Too Much Govern...	11 %	11 %	11 %	11 %
Lack Of Funding F...	9 %	6 %	7 %	4 %
Patients Using Th...	12 %	8 %	11 %	11 %
Not Sure	8 %	10 %	9 %	9 %

	Atlantic	QC	ON	MB/SK	AB	BC
Shortage Of Doct...	68 %	60 %	63 %	64 %	60 %	66 %
Too Much Govern...	8 %	14 %	10 %	8 %	13 %	8 %
Lack Of Funding F...	6 %	7 %	8 %	8 %	3 %	6 %
Patients Using Th...	11 %	12 %	9 %	10 %	12 %	11 %
Not Sure	7 %	6 %	10 %	10 %	13 %	8 %



Do you support or oppose allowing Canadians to **pay out-of-pocket for faster access** to surgeries and diagnostic tests?



Healthcare & ER

Do you support or oppose allowing Canadians to pay out-of-pocket for faster access to surgeries and diagnostic tests?

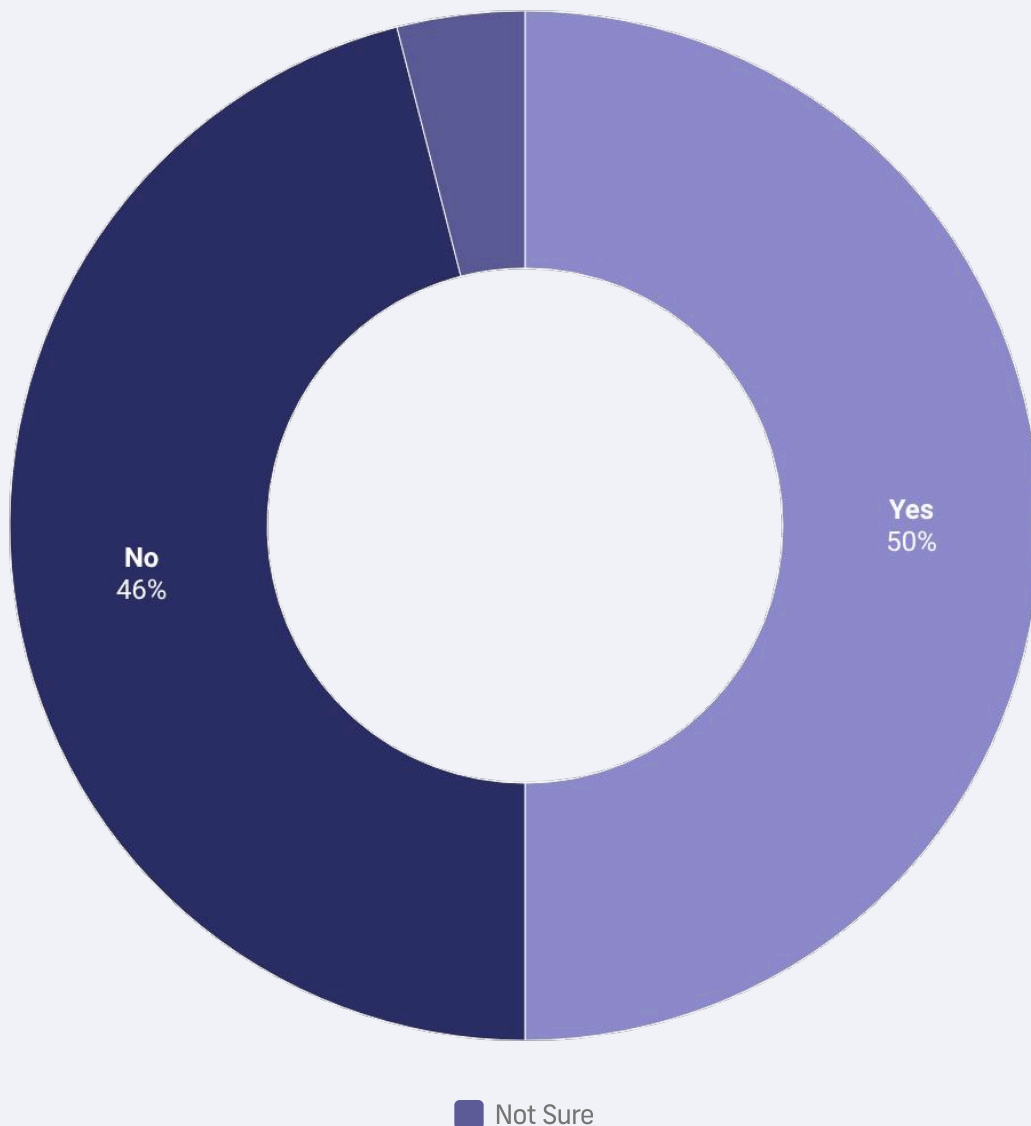
	Total	Female	Male	Other
Strongly Support	24 %	23 %	25 %	27 %
Somewhat Support	25 %	24 %	26 %	17 %
Somewhat Oppose	15 %	15 %	15 %	16 %
Strongly Oppose	30 %	30 %	29 %	36 %
Not Sure	5 %	6 %	5 %	4 %

	18-34	35-49	50-64	65+
Strongly Support	24 %	27 %	26 %	20 %
Somewhat Support	29 %	26 %	27 %	17 %
Somewhat Oppose	17 %	16 %	16 %	12 %
Strongly Oppose	26 %	23 %	26 %	46 %
Not Sure	4 %	7 %	5 %	5 %

	Atlantic	QC	ON	MB/SK	AB	BC
Strongly Support	25 %	29 %	22 %	31 %	23 %	20 %
Somewhat Support	23 %	24 %	28 %	22 %	24 %	21 %
Somewhat Oppose	20 %	13 %	16 %	12 %	14 %	17 %
Strongly Oppose	31 %	30 %	29 %	30 %	32 %	33 %
Not Sure	1 %	4 %	5 %	4 %	8 %	9 %



Do you believe Independent Health Providers, such as **private clinics**, should play a larger role in delivering universally funded healthcare services?



Healthcare & ER

Do you believe Independent Health Providers, such as private clinics, should play a larger role in delivering universally funded healthcare services?

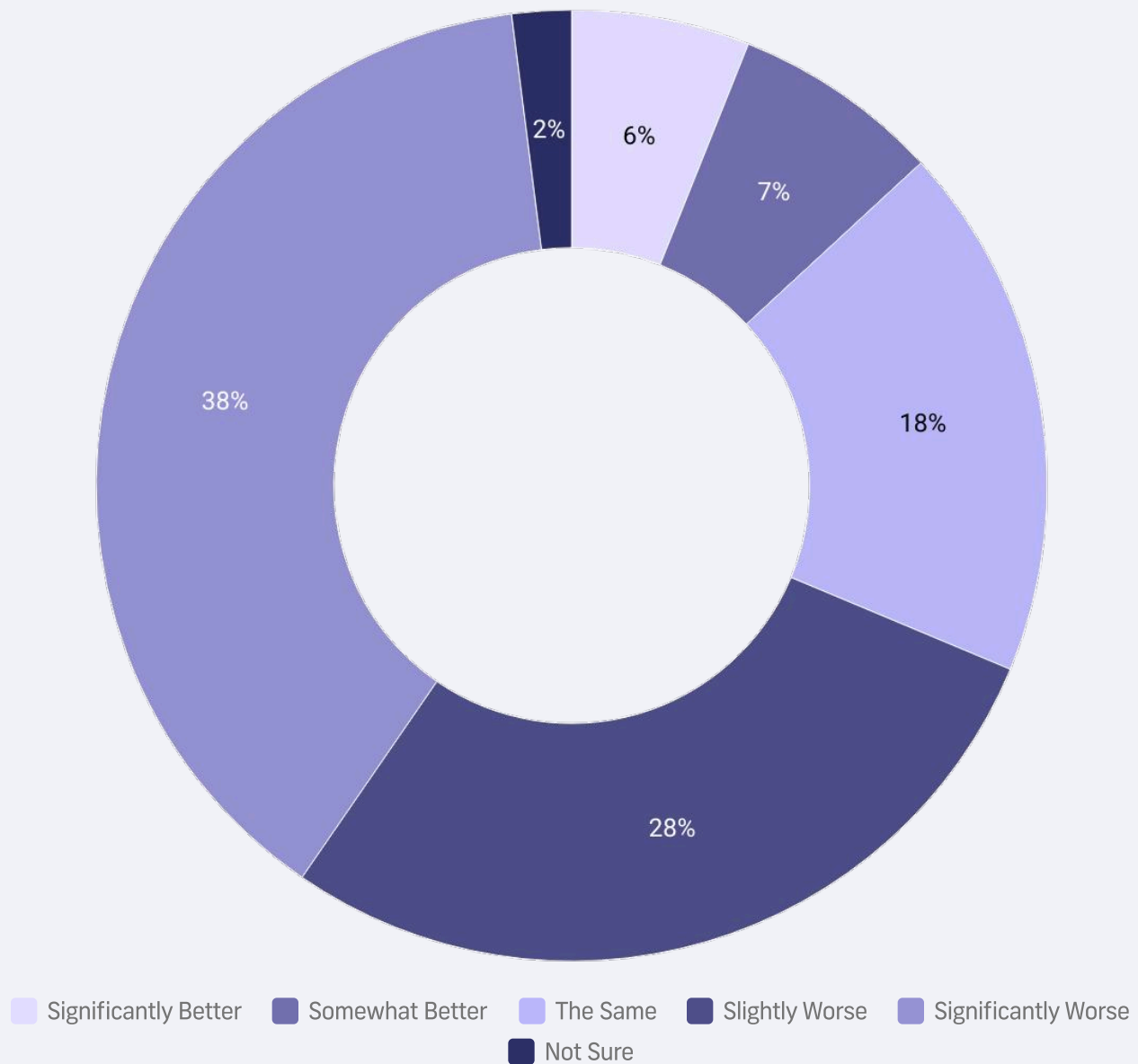
	Total	Female	Male	Other
Yes	50 %	48 %	52 %	41 %
No	46 %	47 %	44 %	50 %
Not Sure	4 %	5 %	4 %	9 %

	18-34	35-49	50-64	65+
Yes	50 %	53 %	50 %	45 %
No	46 %	43 %	45 %	50 %
Not Sure	4 %	4 %	5 %	5 %

	Atlantic	QC	ON	MB/SK	AB	BC
Yes	45 %	52 %	51 %	53 %	47 %	43 %
No	53 %	44 %	43 %	45 %	48 %	52 %
Not Sure	3 %	3 %	5 %	1 %	5 %	5 %



By the end of 2026, do you **expect the quality of healthcare in your community to be** better, worse, or the same?



Healthcare & ER

By the end of 2026, do you expect the quality of healthcare in your community to be better, worse, or the same?

	Total	Female	Male	Other
Significantly Better	6 %	5 %	8 %	3 %
Slightly Better	7 %	8 %	7 %	5 %
The Same	18 %	13 %	25 %	13 %
Slightly Worse	28 %	28 %	28 %	26 %
Significantly Worse	38 %	44 %	30 %	51 %
Not Sure	2 %	3 %	2 %	2 %

	18-34	35-49	50-64	65+
Significantly Better	7 %	8 %	5 %	5 %
Slightly Better	7 %	7 %	8 %	7 %
The Same	17 %	18 %	21 %	17 %
Slightly Worse	30 %	28 %	25 %	28 %
Significantly Worse	38 %	37 %	38 %	39 %
Not Sure	1 %	2 %	3 %	3 %



Healthcare & ER

By the end of 2026, do you expect the quality of healthcare in your community to be better, worse, or the same?

	Atlantic	QC	ON	MB/SK	AB	BC
Significantly Better	5 %	5 %	7 %	12 %	3 %	7 %
Slightly Better	10 %	9 %	8 %	7 %	7 %	2 %
The Same	13 %	18 %	20 %	13 %	18 %	19 %
Slightly Worse	37 %	29 %	27 %	22 %	24 %	31 %
Significantly Worse	33 %	37 %	37 %	44 %	42 %	38 %
Not Sure	2 %	2 %	2 %	3 %	5 %	4 %



Get in touch



liaison.ca



+1 416-483-2335



2586A Yonge Street, Suite 2B
Toronto, Ontario