

Nova Scotia Political Outlook

Provincial Survey

January 9, 2026

Nobody's perfect.

There's no tougher race than an election campaign. Shifting headlines, commentaries on leadership debates, and millions of voters changing their minds right up to the last minute. In the most recent 2025 elections, the accuracy of Liaison's polls ranked 1st provincially and 2nd federally. Next race, who knows? There's always room to improve. **Even at Liaison.**

Federal Poll Accuracy

- 1st **Mainstreet**
- 2nd **Liaison**
- 3rd **Angus Reid**
- 4th **Cardinal**
- 5th **Nanos**
- 6th **Research Co.**

Nova Scotia Poll Accuracy

- 1st **MQO**
- 2nd **Liaison**
- 3rd **Mainstreet**
- 4th **Forum**
- 5th **Abacus**
- 6th **Cardinal**

Ontario Poll Accuracy

- 1st **Liaison**
- 2nd **Mainstreet**
- 3rd **Innovative**
- 4th **Research Co.**
- 5th **Forum**
- 6th **Abacus**

Methodology

Liaison surveyed a random sample of 800 Nova Scotians **from January 4 to January 6, 2026**, using Interactive Voice Recording (IVR) technology. To ensure a representative sample, participants were reached through random digit dialing (RDD) across both landline and cellular phone networks.

The resulting data was weighted to match targets based on the 2021 Census. For the total sample, the **margin of error is ± 3.4 percentage points**, 19 times out of 20, though this margin is higher for sub-samples. Additionally, results may not add up to 100% due to rounding.



Nova Scotia Political Outlook

All Voters

	Total	Female	Male	Other
Unweighted	800	402	377	21
Weighted	800	407	377	16

	18-34	35-49	50-64	65+
Unweighted	197	173	217	213
Weighted	196	173	217	214

	Halifax	Rest Of Nova Scotia
Unweighted	360	440
Weighted	360	440

Decided & Leaning

	Total	Female	Male	Other
Unweighted	794	398	375	21
Weighted	794	403	375	16

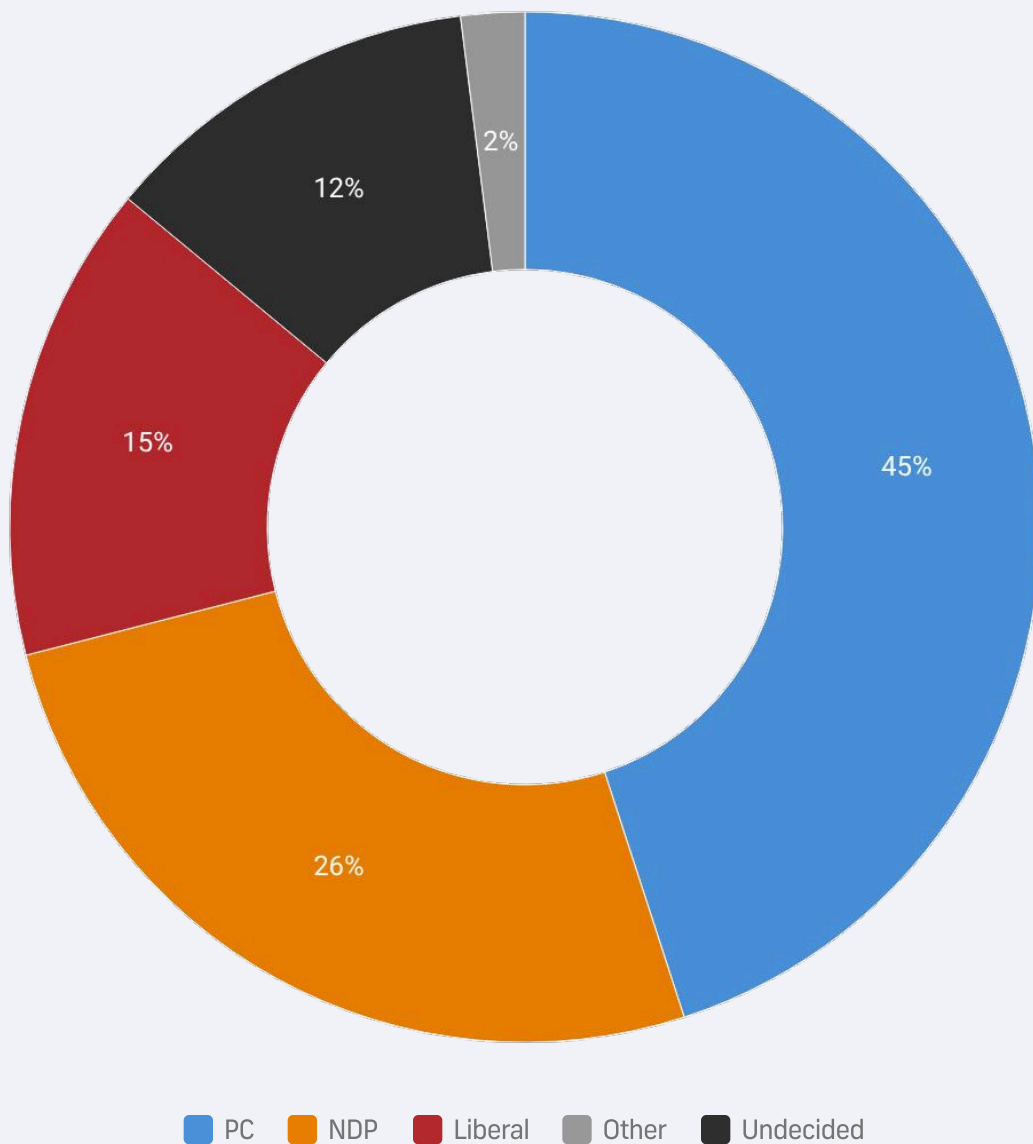
	18-34	35-49	50-64	65+
Unweighted	191	173	217	213
Weighted	190	173	217	214

	Halifax	Rest Of Nova Scotia
Unweighted	356	438
Weighted	356	438



Nova Scotia Political Outlook

If a provincial election were held today, **which party would you support?**



Nova Scotia Political Outlook

If a provincial election were held today, which party would you support?

	Total	Female	Male	Other
PC	45 %	42 %	49 %	28 %
NDP	26 %	27 %	24 %	58 %
Liberal	15 %	16 %	14 %	2 %
Other	2 %	3 %	1 %	0 %
Undecided	12 %	12 %	13 %	13 %

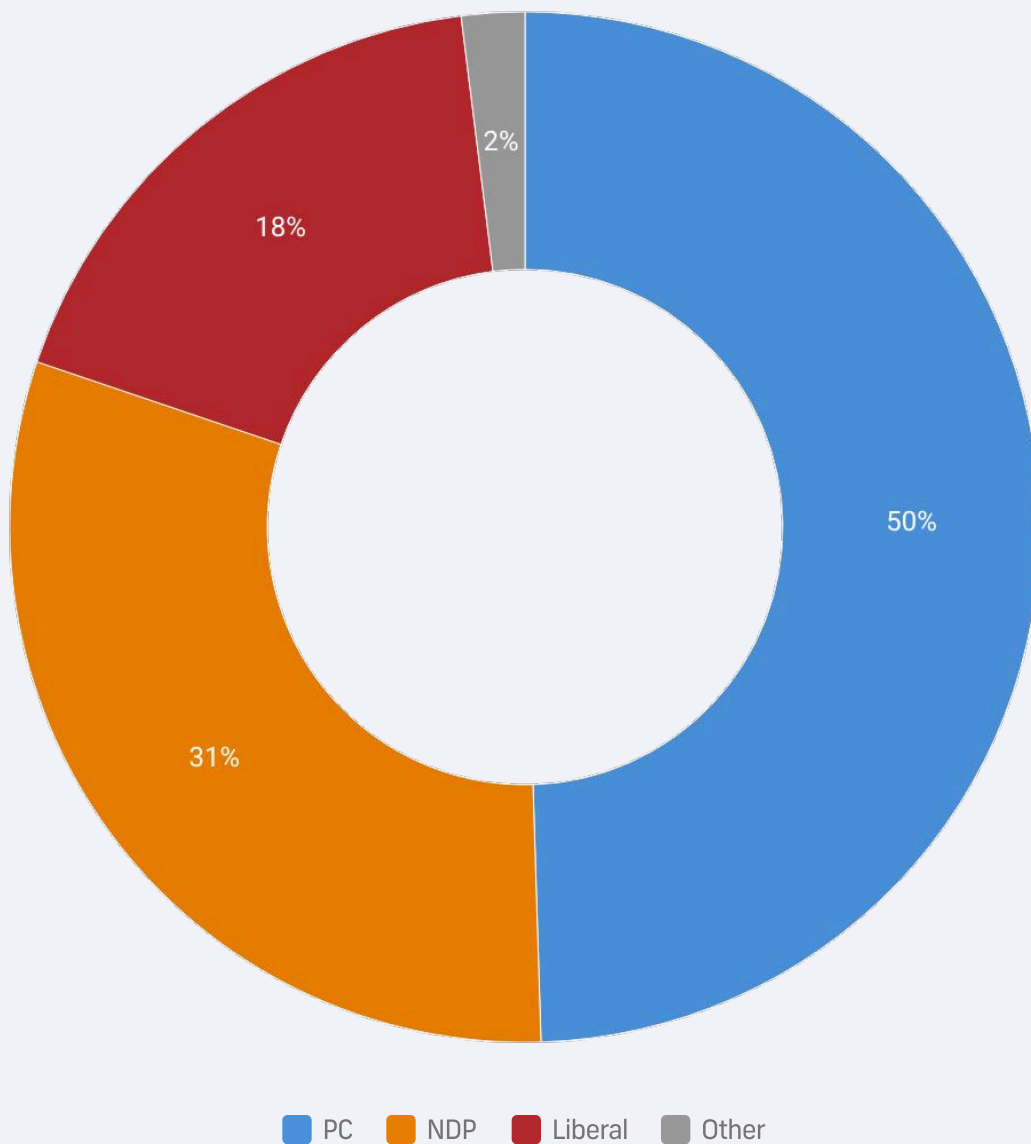
	18-34	35-49	50-64	65+
PC	27 %	39 %	36 %	75 %
NDP	39 %	25 %	28 %	14 %
Liberal	16 %	20 %	16 %	9 %
Other	4 %	1 %	1 %	1 %
Undecided	15 %	16 %	19 %	1 %

	Halifax	Rest Of Nova Scotia
PC	27 %	60 %
NDP	36 %	18 %
Liberal	26 %	6 %
Other	2 %	1 %
Undecided	10 %	15 %



If a provincial election were held today, **which party would you support?**

Decided and Leaning



Nova Scotia Political Outlook

If a provincial election were held today, which party would you support? (Decided & Leaning)

	Total	Female	Male	Other
PC	50 %	47 %	54 %	30 %
NDP	31 %	31 %	29 %	63 %
Liberal	18 %	20 %	17 %	7 %
Other	2 %	3 %	1 %	0 %

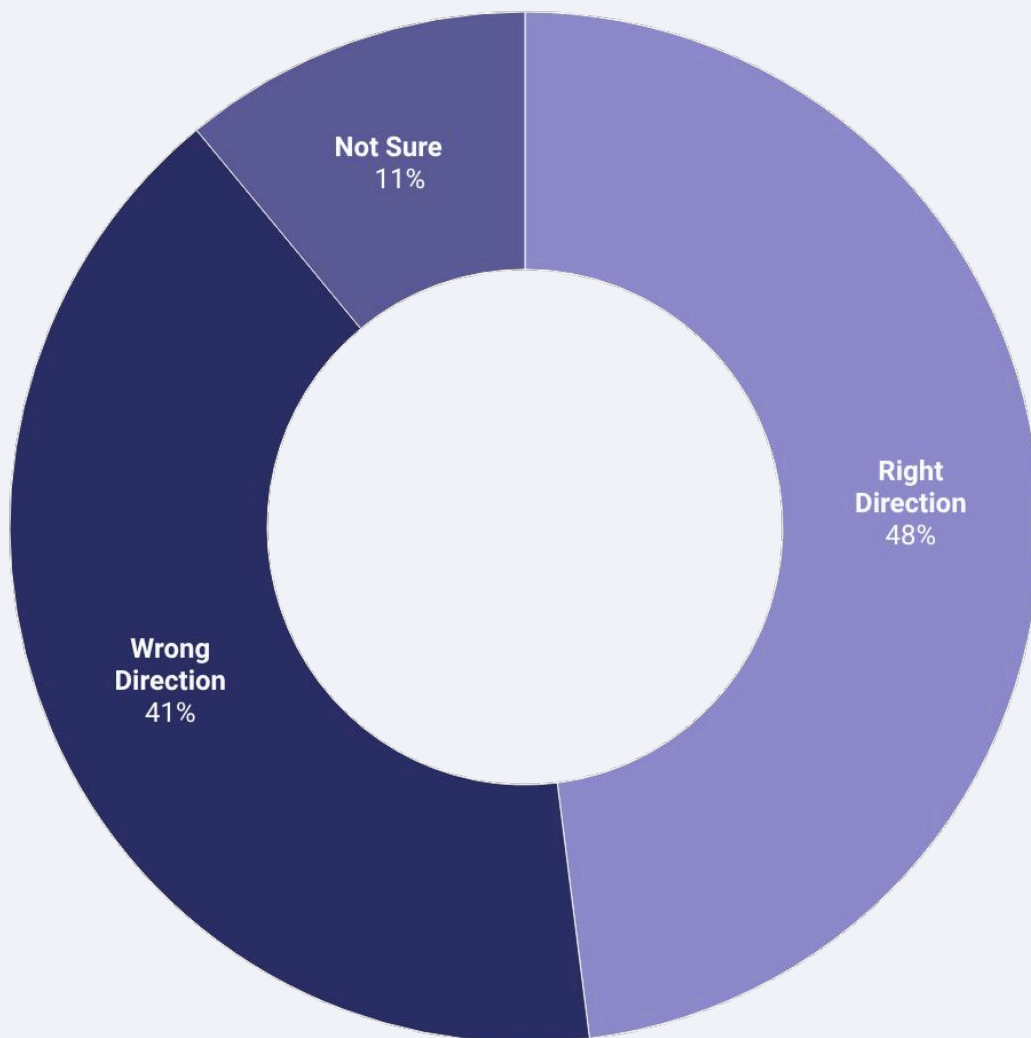
	18-34	35-49	50-64	65+
PC	31 %	45 %	44 %	76 %
NDP	45 %	30 %	35 %	14 %
Liberal	21 %	24 %	20 %	9 %
Other	4 %	1 %	1 %	1 %

	Halifax	Rest Of NS
PC	31 %	65 %
NDP	40 %	23 %
Liberal	27 %	10 %
Other	2 %	1 %



Nova Scotia Political Outlook

Would you say that the province of Nova Scotia is generally **heading in the right direction, or the wrong direction?**



Nova Scotia Political Outlook

Would you say that the province of Nova Scotia is generally heading in the right direction, or the wrong direction?

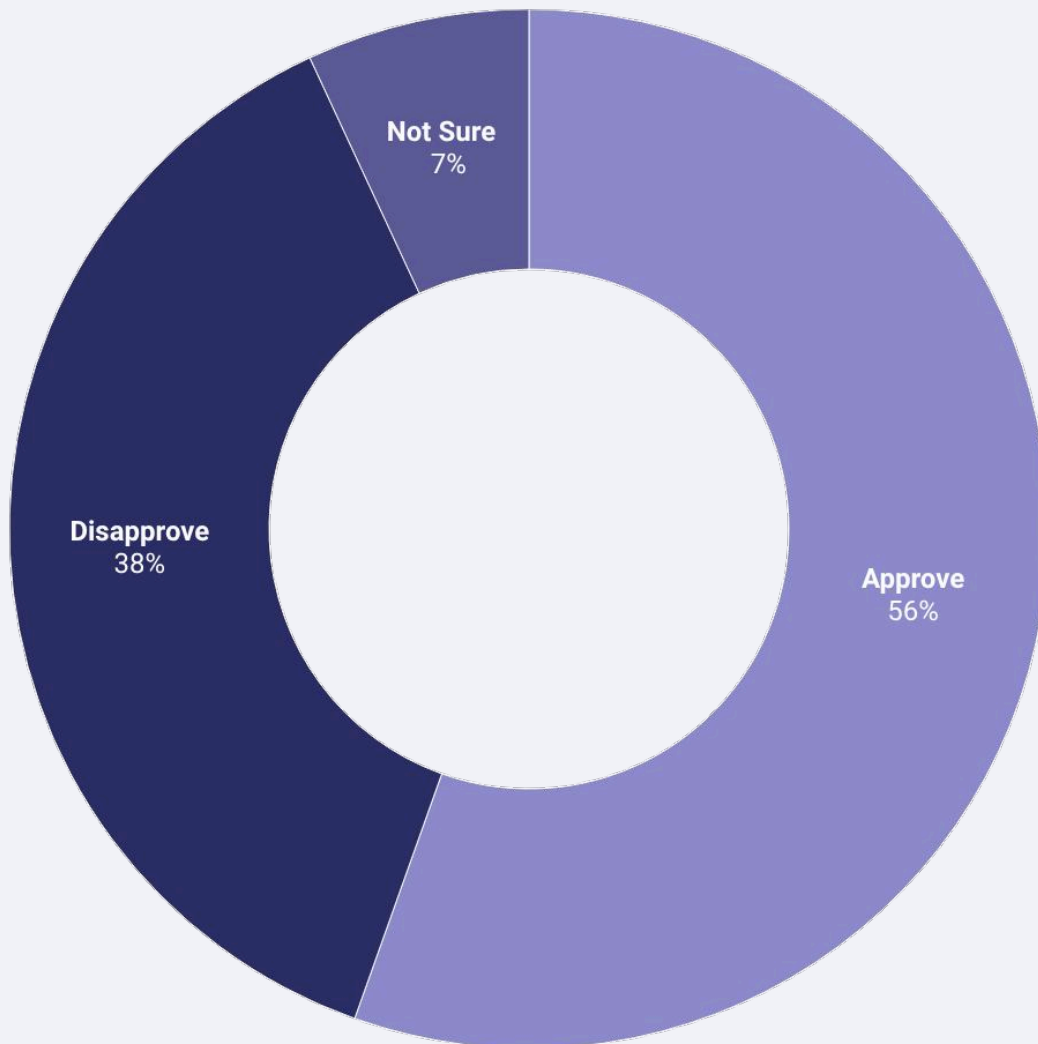
	Total	Female	Male	Other
Right Direction	48 %	47 %	51 %	28 %
Wrong Direction	41 %	42 %	39 %	70 %
Not Sure	11 %	12 %	10 %	2 %

	18-34	35-49	50-64	65+
Right Direction	25 %	41 %	42 %	82 %
Wrong Direction	58 %	47 %	44 %	17 %
Not Sure	17 %	12 %	13 %	1 %

	Halifax	Rest Of NS
Right Direction	32 %	62 %
Wrong Direction	57 %	27 %
Not Sure	10 %	11 %



Do you approve or disapprove of **the job Tim Houston is doing as Premier** of Nova Scotia?



Nova Scotia Political Outlook

Do you approve or disapprove of the job Tim Houston is doing as Premier of Nova Scotia?

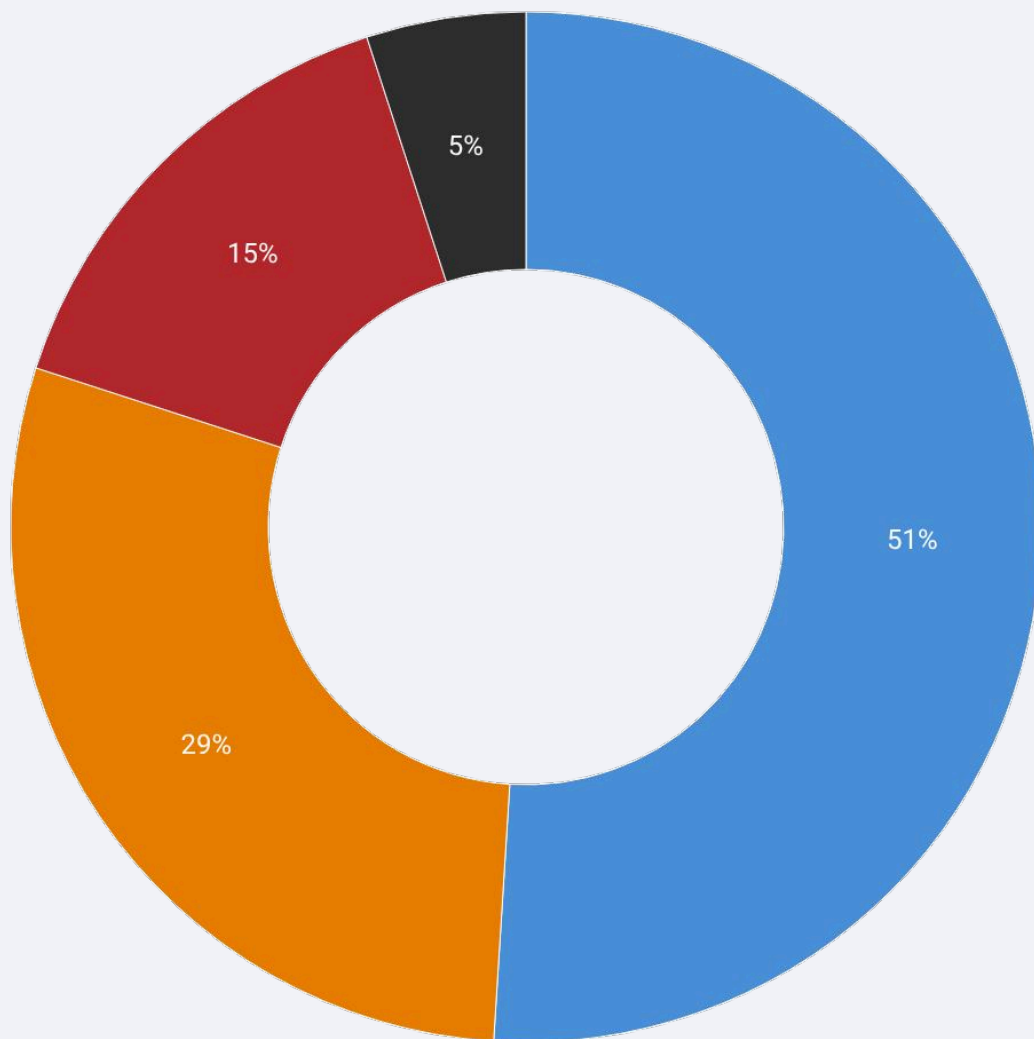
	Total	Female	Male	Other
Approve	56 %	52 %	60 %	35 %
Disapprove	38 %	40 %	33 %	65 %
Not Sure	7 %	7 %	7 %	0 %

	18-34	35-49	50-64	65+
Approve	40 %	46 %	54 %	79 %
Disapprove	54 %	46 %	40 %	14 %
Not Sure	6 %	8 %	7 %	7 %

	Halifax	Rest Of NS
Approve	41 %	67 %
Disapprove	54 %	24 %
Not Sure	5 %	8 %



Which of the following leaders do you trust most to **manage the healthcare system**?



■ Tim Houston (PC) ■ Claudia Chender (NDP) ■ Iain Rankin (Liberal) ■ Not Sure



Nova Scotia Political Outlook

Which of the following leaders do you trust most to manage the healthcare system in Nova Scotia?

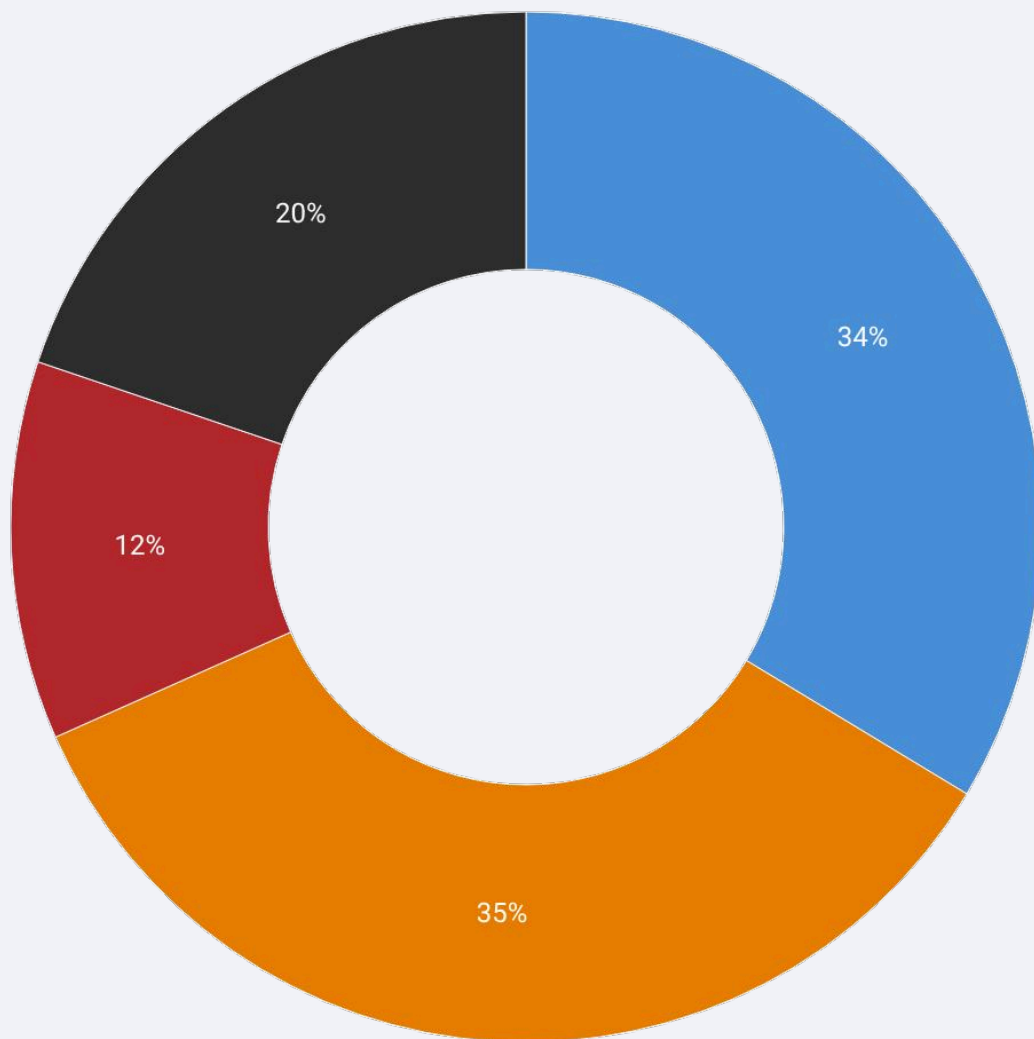
	Total	Female	Male	Other
Tim Houston (PC)	51 %	50 %	53 %	39 %
Claudia Chender (...)	29 %	30 %	28 %	48 %
Iain Rankin (Liberal)	15 %	15 %	15 %	6 %
Not Sure	5 %	5 %	5 %	7 %

	18-34	35-49	50-64	65+
Tim Houston (PC)	55 %	50 %	50 %	50 %
Claudia Chender (...)	27 %	31 %	30 %	30 %
Iain Rankin (Liberal)	14 %	15 %	15 %	15 %
Not Sure	4 %	5 %	6 %	5 %

	Halifax	Rest Of NS
Tim Houston (PC)	50 %	52 %
Claudia Chender (...)	30 %	29 %
Iain Rankin (Liberal)	15 %	15 %
Not Sure	5 %	5 %



Which of the following leaders do you trust most to **handle housing affordability and supply**?



■ Tim Houston (PC) ■ Claudia Chender (NDP) ■ Iain Rankin (Liberal) ■ Not Sure



Nova Scotia Political Outlook

Which of the following leaders do you trust most to handle housing affordability and supply?

	Total	Female	Male	Other
Tim Houston (PC)	34 %	27 %	40 %	32 %
Claudia Chender (...)	35 %	40 %	28 %	40 %
Iain Rankin (Liberal)	12 %	13 %	12 %	6 %
Not Sure	20 %	20 %	20 %	22 %

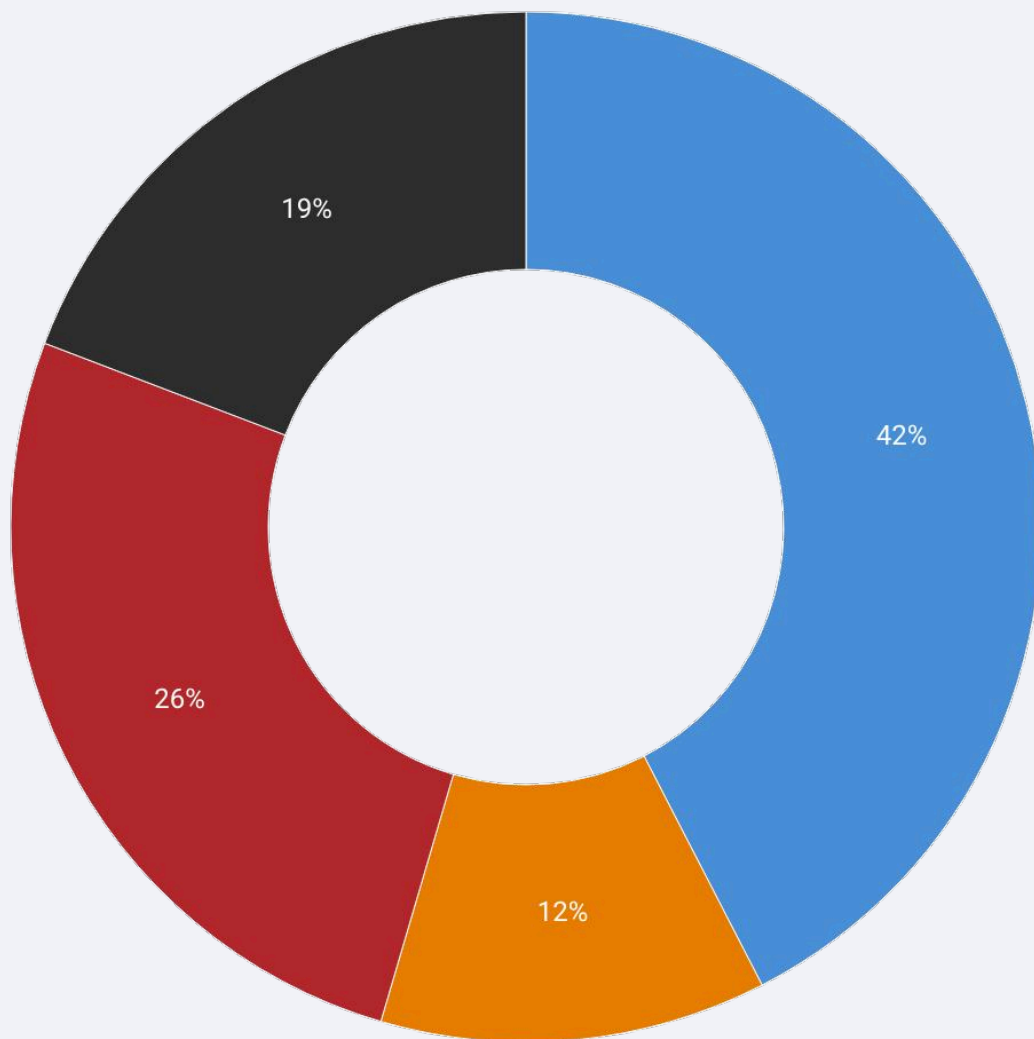
	18-34	35-49	50-64	65+
Tim Houston (PC)	43 %	30 %	29 %	33 %
Claudia Chender (...)	28 %	36 %	39 %	35 %
Iain Rankin (Liberal)	11 %	13 %	12 %	13 %
Not Sure	19 %	21 %	20 %	19 %

	Halifax	Rest Of NS
Tim Houston (PC)	26 %	40 %
Claudia Chender (...)	41 %	29 %
Iain Rankin (Liberal)	13 %	12 %
Not Sure	20 %	20 %



Nova Scotia Political Outlook

Which of the following leaders do you trust most to manage Nova Scotia's **relationship with the federal government**?



■ Tim Houston (PC) ■ Claudia Chender (NDP) ■ Iain Rankin (Liberal) ■ Not Sure



Nova Scotia Political Outlook

Which of the following leaders do you trust most to manage Nova Scotia's relationship with the federal government?

	Total	Female	Male	Other
Tim Houston (PC)	42 %	36 %	49 %	34 %
Claudia Chender (...)	12 %	12 %	12 %	21 %
Iain Rankin (Liberal)	26 %	32 %	21 %	11 %
Not Sure	19 %	20 %	18 %	34 %

	18-34	35-49	50-64	65+
Tim Houston (PC)	43 %	39 %	41 %	45 %
Claudia Chender (...)	10 %	13 %	13 %	13 %
Iain Rankin (Liberal)	29 %	28 %	27 %	23 %
Not Sure	18 %	20 %	20 %	20 %

	Halifax	Rest Of NS
Tim Houston (PC)	33 %	49 %
Claudia Chender (...)	13 %	12 %
Iain Rankin (Liberal)	35 %	20 %
Not Sure	20 %	19 %



Get in touch



liaison.ca



+1 416-483-2335



2586A Yonge Street, Suite 2B
Toronto, Ontario