



# NATIONAL

---

National Survey for the **National Ethnic Press  
and Media Council of Canada**

Field Date: December 19-21, 2025

Release Date: December 22, 2025





# Which pollsters were naughty or nice?

## Ontario 2025 Poll Accuracy

- 1<sup>st</sup> **Liaison**
- 2<sup>nd</sup> **Mainstreet**
- 3<sup>rd</sup> **Innovative**
- 4<sup>th</sup> **Research Co.**
- 5<sup>th</sup> **Forum**
- 6<sup>th</sup> **Abacus**
- 7<sup>th</sup> **Pallas**
- 8<sup>th</sup> **Leger**
- 9<sup>th</sup> **Nanos**
- 10<sup>th</sup> **Ipsos**
- 11<sup>th</sup> **Relay Strategies**

## Federal 2025 Poll Accuracy

- 1<sup>st</sup> **Mainstreet**
- 2<sup>nd</sup> **Liaison**
- 3<sup>rd</sup> **Angus Reid**
- 4<sup>th</sup> **Cardinal**
- 5<sup>th</sup> **Nanos**
- 6<sup>th</sup> **Research Co.**
- 7<sup>th</sup> **Pallas**
- 8<sup>th</sup> **Leger**
- 9<sup>th</sup> **Forum**
- 10<sup>th</sup> **Ipsos**
- 11<sup>th</sup> **Abacus**





Liaison surveyed a random sample of 1,000 Canadians through Interactive Voice Recording (IVR) from December 19-21, 2025

Responses were weighted using demographic and geographic information to targets based on the 2021 Census.

The margin of error for survey results is  $\pm 3.09$  percentage points, 19 times out of 20 for the total. Margin of error is higher for sub samples.

Results may not add up to 100 due to rounding.

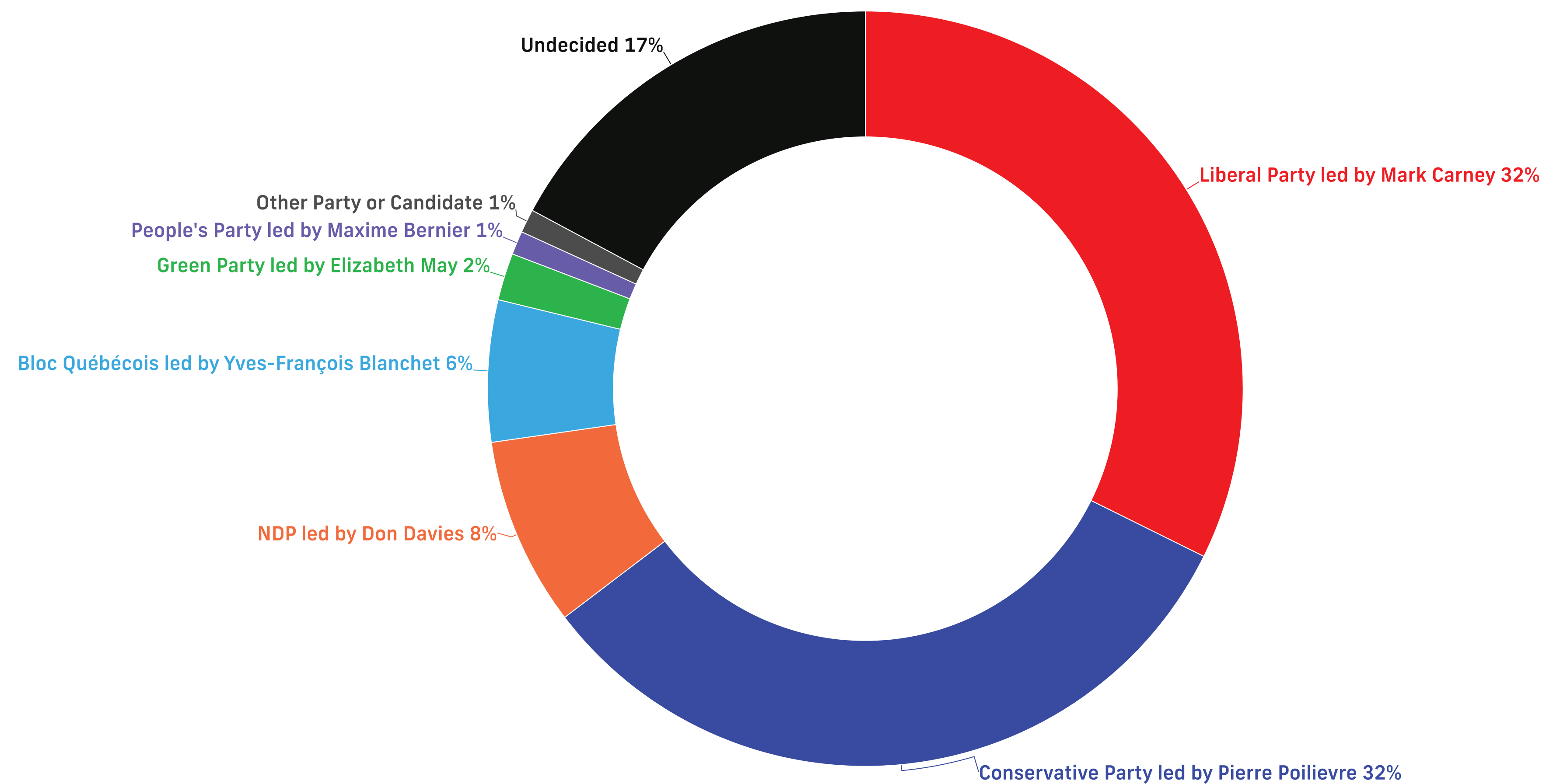
# Federal Tracking





## Voting Intent - National

*Q: If a Federal Election were held today, which party would you vote for?*

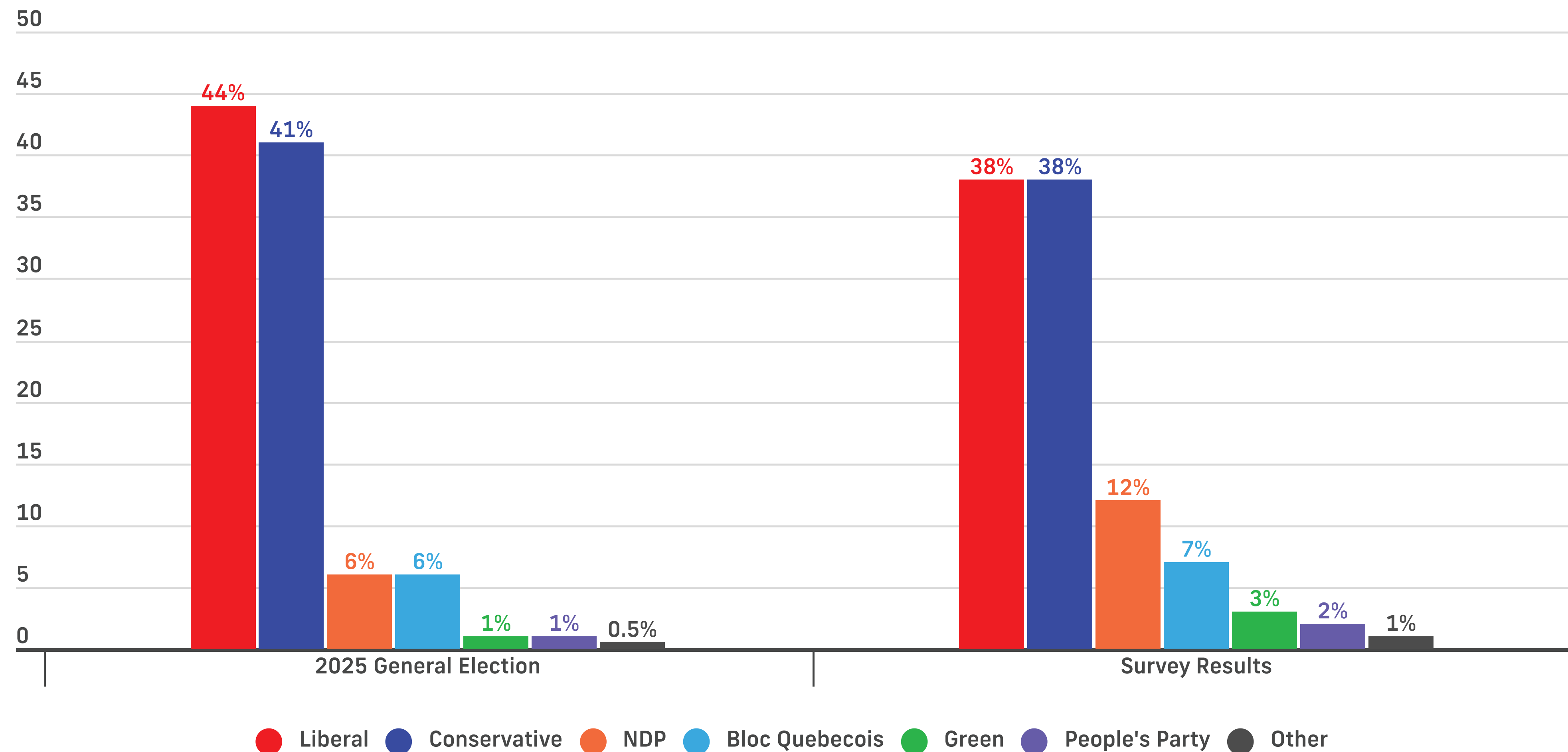






## Voting Intent - Federal - Decided & Leaning Only

*Q: If a Federal Election were held today, which party would you vote for?  
& (Undecided Only): And which party are you leaning towards?*

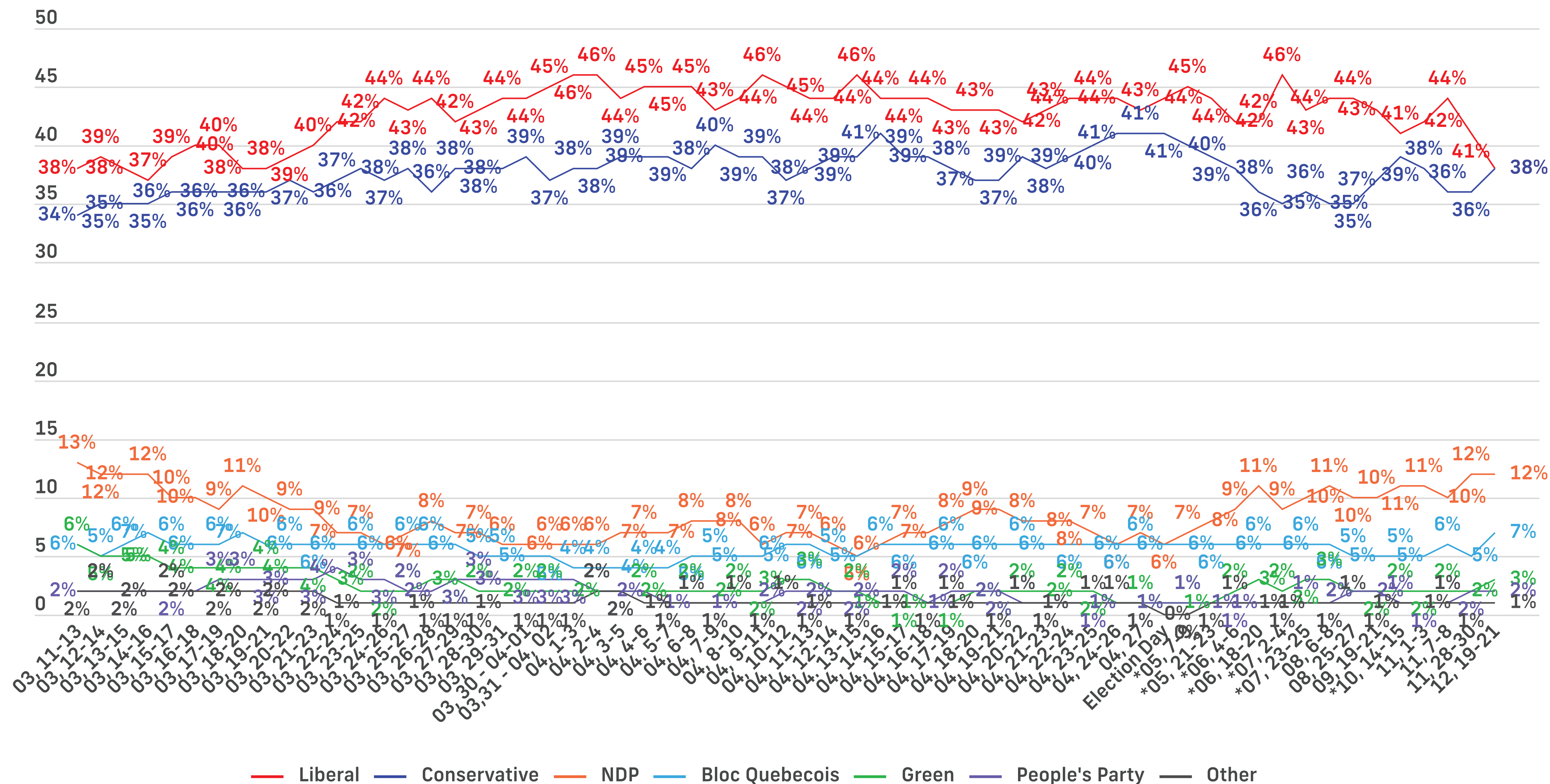






## Voting Intent - National - Decided & Leaning Only

Q: If a Federal Election were held today, which party would you vote for?  
& (Undecided Only): And which party are you leaning towards?

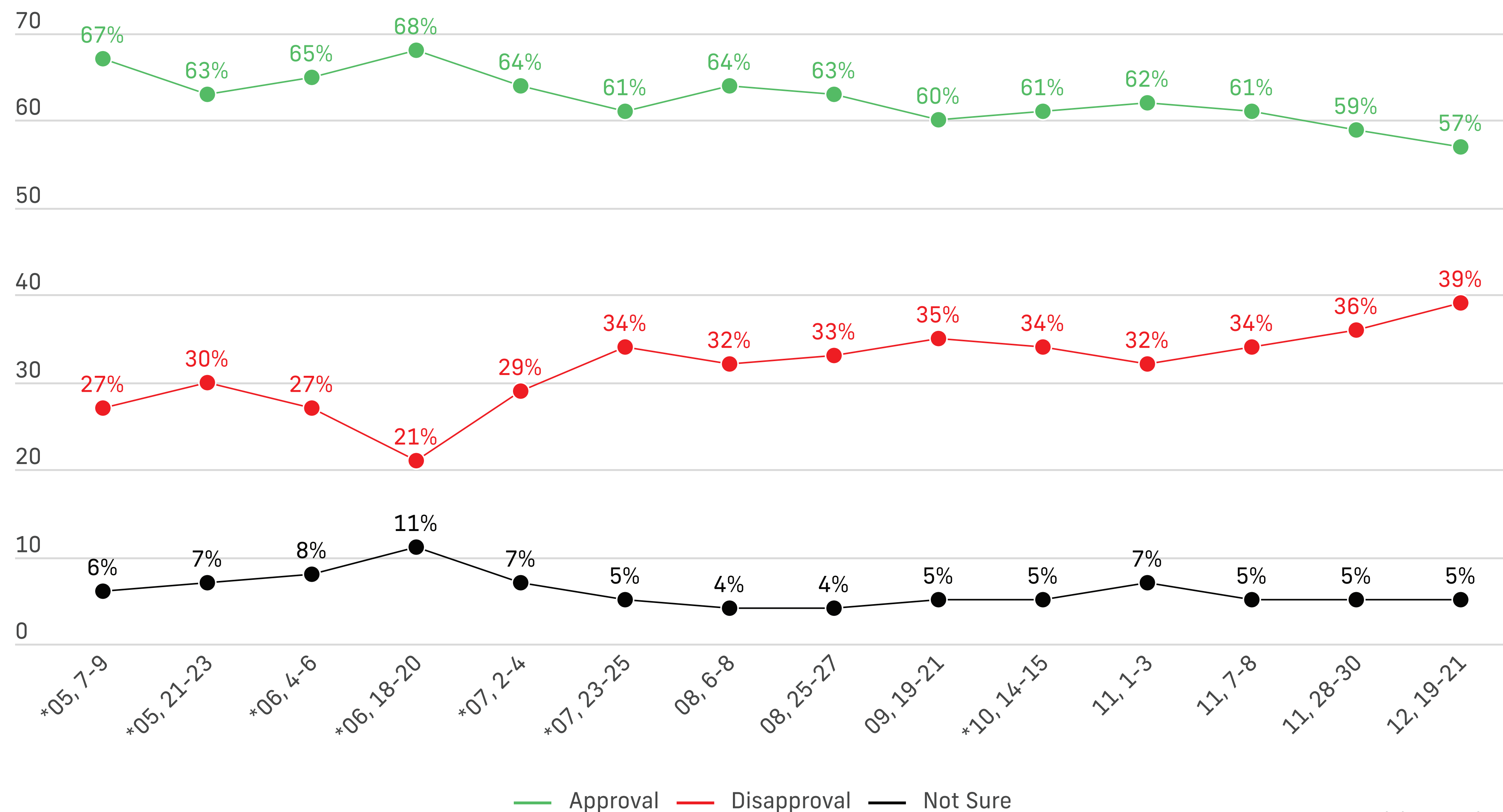






## Approval of Mark Carney - National

*Q: Do you approve or disapprove of the job Mark Carney is doing as Prime Minister of Canada?*



\*Liaison National Omnibus





## Voting Intent - National

*Q: If a Federal Election were held today, which party would you vote for?  
Undecided Only: And which party are you leaning towards?*

### All Voters

	All	Female	Male	Other	18-34	35-49	50-64	65+	ATL	QC	ON	MB/SK	AB	BC
Liberal Party led by Mark Carney	32%	34%	31%	35%	28%	29%	38%	34%	36%	28%	37%	24%	20%	37%
Conservative Party led by Pierre Poilievre	32%	33%	33%	26%	38%	38%	30%	24%	29%	18%	33%	47%	54%	32%
NDP led by Don Davies	8%	8%	8%	8%	8%	9%	5%	10%	6%	6%	10%	7%	5%	10%
Bloc Québécois led by Yves-François Blanchet	6%	6%	6%	6%	6%	7%	5%	8%	0%	27%	0%	0%	0%	0%
Green Party led by Elizabeth May	2%	2%	2%	0%	1%	1%	1%	3%	3%	1%	1%	3%	2%	1%
People's Party led by Maxime Bernier	1%	1%	1%	4%	1%	2%	1%	2%	3%	0%	1%	1%	4%	1%
Other Party or Candidate	1%	2%	1%	2%	2%	0%	1%	2%	2%	0%	2%	1%	2%	1%
Undecided	17%	15%	18%	20%	17%	13%	19%	19%	21%	20%	15%	17%	14%	18%
Sample (Unweighted)	1000	485	465	50	265	240	258	237	70	230	385	67	110	138
Weighted	1000	488	464	48	267	242	255	236	67	231	387	65	111	139

### Decided & Leaning

	All	Female	Male	Other	18-34	35-49	50-64	65+	ATL	QC	ON	MB/SK	AB	BC
Liberal Party led by Mark Carney	38%	38%	36%	50%	32%	33%	44%	41%	44%	35%	43%	29%	22%	40%
Conservative Party led by Pierre Poilievre	38%	38%	39%	28%	43%	41%	38%	29%	37%	23%	38%	55%	62%	36%
NDP led by Don Davies	12%	12%	13%	9%	12%	14%	8%	14%	11%	9%	13%	9%	6%	19%
Bloc Québécois led by Yves-François Blanchet	7%	7%	7%	6%	6%	8%	6%	9%	0%	31%	0%	0%	0%	0%
Green Party led by Elizabeth May	3%	2%	3%	2%	3%	1%	2%	4%	3%	2%	2%	3%	3%	4%
People's Party led by Maxime Bernier	2%	1%	1%	4%	1%	2%	1%	2%	3%	0%	1%	2%	5%	1%
Other Party or Candidate	1%	2%	1%	2%	2%	0%	1%	2%	2%	0%	2%	2%	2%	1%
Sample (Unweighted)	919	451	421	47	241	227	229	222	61	206	353	62	100	137
Weighted	919	455	419	45	243	226	230	220	59	208	355	60	102	135




Mark Carney Approval Rating														
	All	Female	Male	Other	18-34	35-49	50-64	65+	ATL	QC	ON	MB/SK	AB	BC
Approve	57%	59%	53%	62%	54%	54%	59%	60%	67%	55%	55%	47%	54%	64%
Disapprove	39%	36%	42%	35%	42%	40%	38%	34%	30%	40%	41%	43%	43%	31%
Not Sure	5%	5%	5%	3%	4%	6%	3%	6%	3%	5%	4%	10%	3%	5%



# GET IN TOUCH

---



+1 416-483-2335



[liaison.ca](http://liaison.ca)



2586A Yonge Street, Suite 2B  
Toronto, Ontario, Canada

