

Holiday Impaired Driving

National Survey
December 10, 2025



Methodology

Liaison surveyed a random sample of **1,000 Canadians** through Interactive Voice Recording (IVR) **from December 5-7**.

Responses were weighted by demographic and geographic information to targets based on the 2021 Census.

The **margin of error** for survey results is **± 3.1** percentage points, 19 times out of 20 for the total.

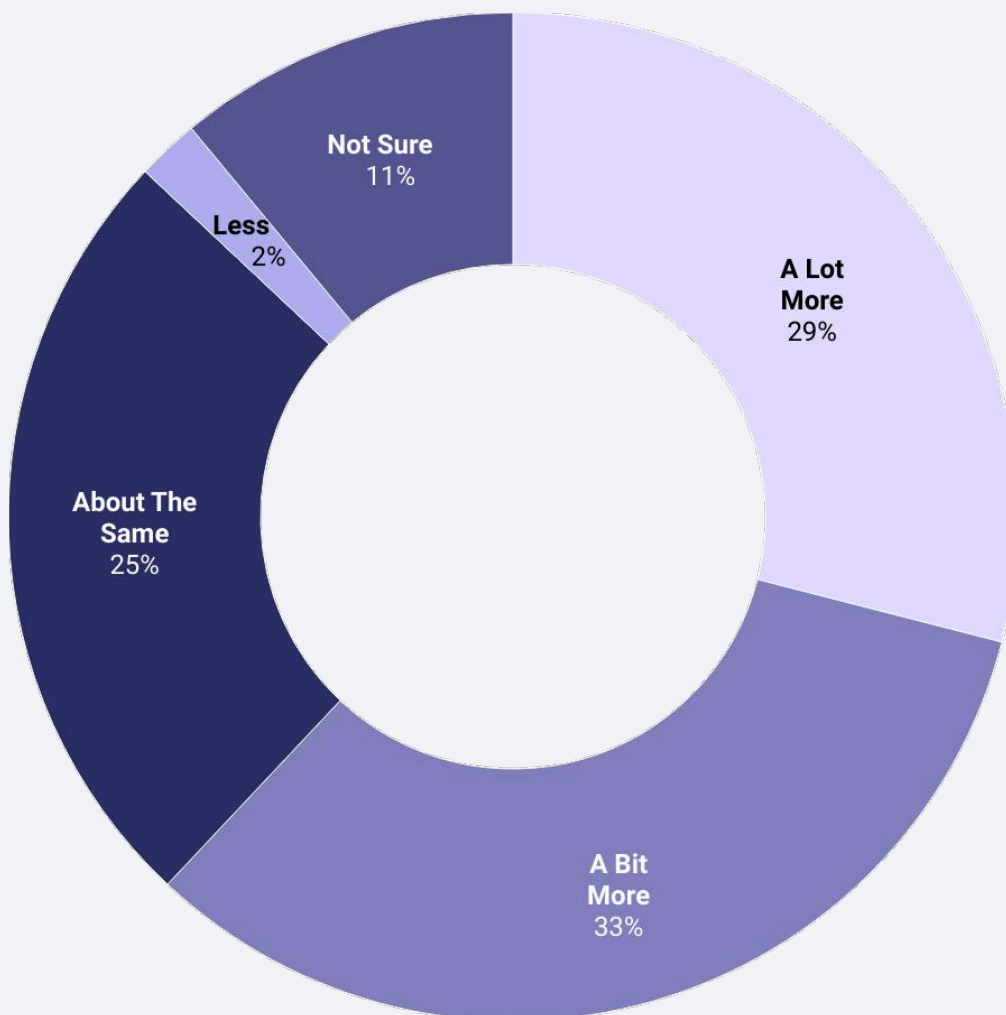
The margin of error is higher for sub-samples.

Results may not add up to 100 due to rounding.



Holiday Impaired Driving

During the holidays, **how often do people in your community drive after drinking or using drugs** compared to the rest of the year?



During the holidays, **how often do people in your community drive after drinking or using drugs** compared to the rest of the year?

	Total	Female	Male	Other
A Lot More	29 %	29 %	30 %	19 %
A Bit More	33 %	31 %	34 %	41 %
About The Same	25 %	26 %	24 %	26 %
Less	2 %	2 %	2 %	3 %
Not Sure	11 %	12 %	10 %	10 %

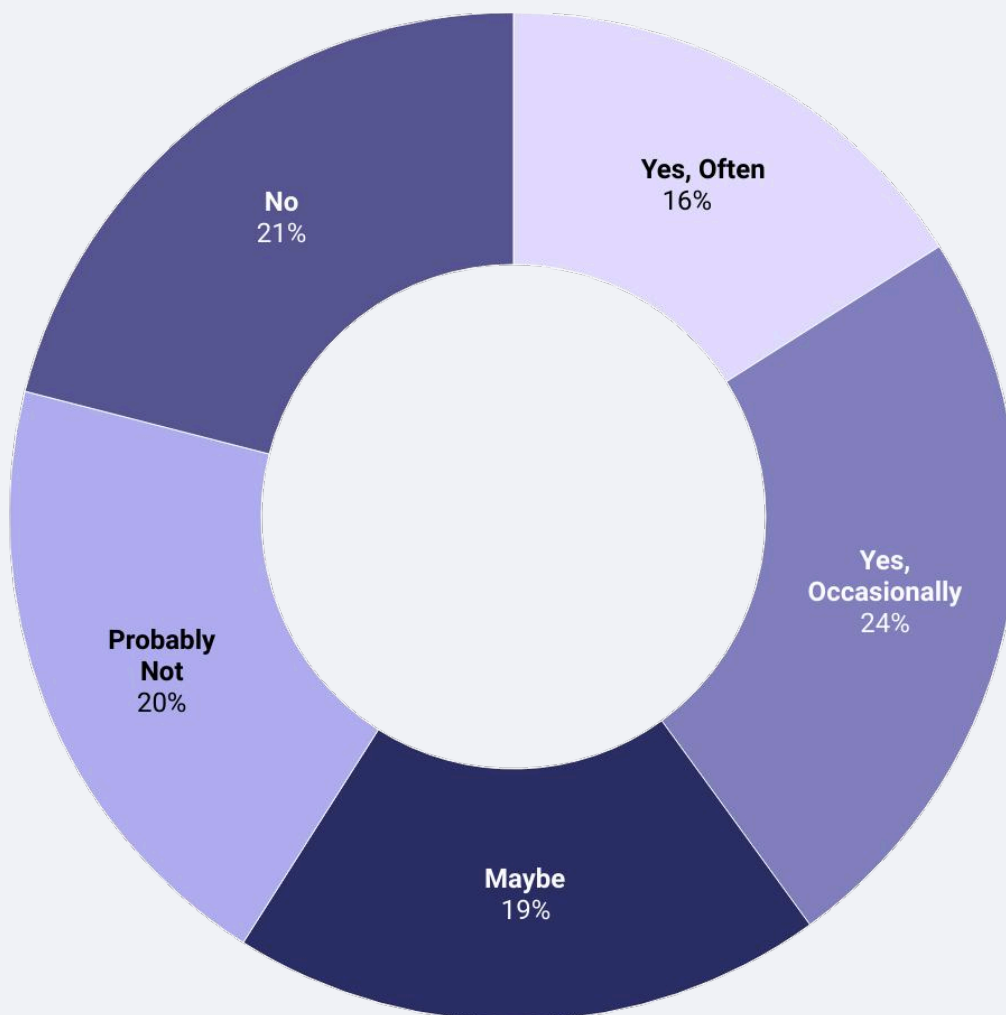
	18-34	35-49	50-64	65+
A Lot More	28 %	27 %	33 %	27 %
A Bit More	36 %	32 %	32 %	32 %
About The Same	21 %	28 %	24 %	29 %
Less	3 %	1 %	2 %	4 %
Not Sure	12 %	12 %	8 %	10 %

	Atlantic	QC	ON	MB/SK	AB	BC
A Lot More	19 %	30 %	26 %	42 %	31 %	31 %
A Bit More	36 %	34 %	31 %	29 %	29 %	40 %
About The Same	29 %	23 %	30 %	14 %	24 %	17 %
Less	3 %	2 %	3 %	1 %	1 %	2 %
Not Sure	12 %	10 %	9 %	14 %	15 %	10 %



Holiday Impaired Driving

During the holidays, **do you expect to drink or use cannabis** when attending events outside your home?



During the holidays, **do you expect to drink or use cannabis** when attending events outside your home?

	Total	Female	Male	Other
Yes, Often	16 %	15 %	18 %	21 %
Yes, Occasionally	24 %	24 %	22 %	34 %
Maybe	19 %	17 %	22 %	9 %
Probably Not	20 %	21 %	19 %	22 %
No	21 %	23 %	20 %	15 %

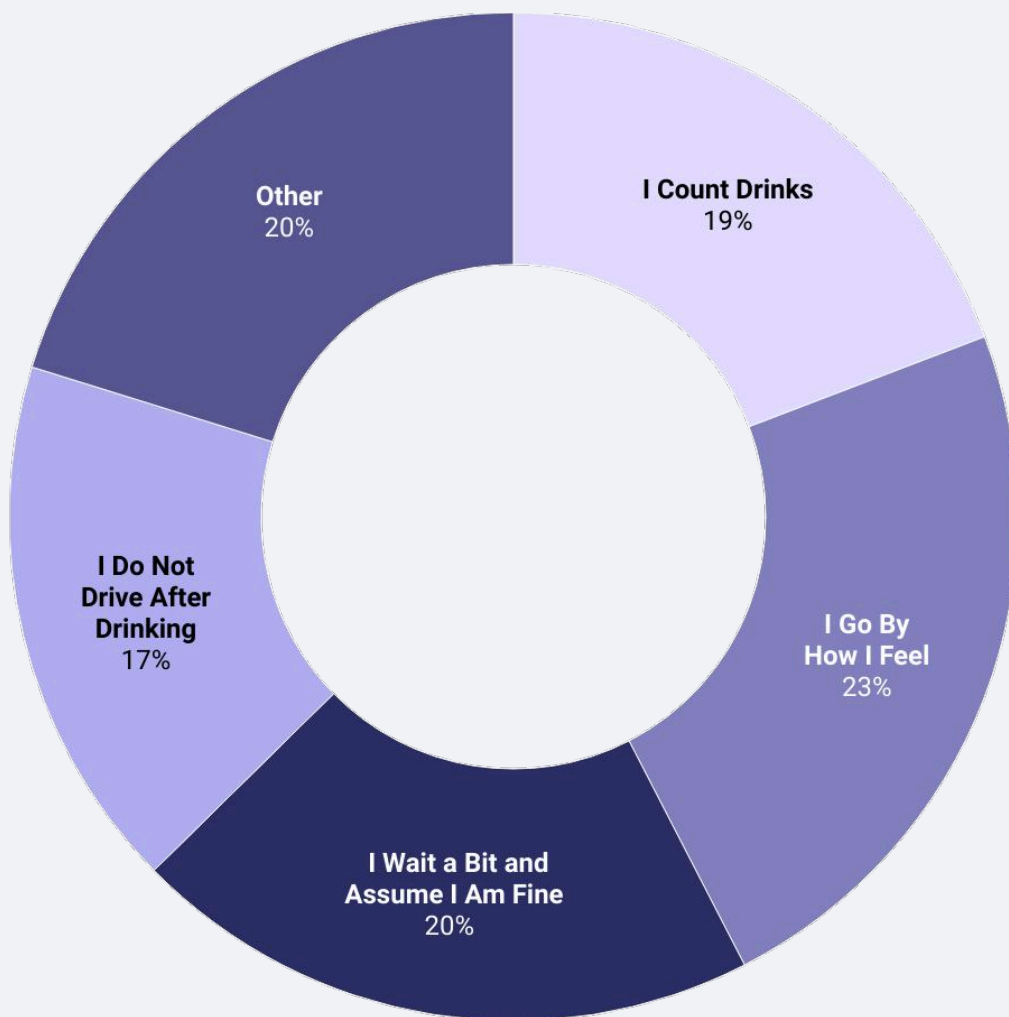
	18-34	35-49	50-64	65+
Yes, Often	26 %	19 %	13 %	6 %
Yes, Occasionally	31 %	27 %	22 %	14 %
Maybe	19 %	20 %	23 %	13 %
Probably Not	17 %	17 %	21 %	27 %
No	8 %	18 %	21 %	40 %

	Atlantic	QC	ON	MB/SK	AB	BC
Yes, Often	12 %	14 %	17 %	20 %	19 %	17 %
Yes, Occasionally	25 %	23 %	23 %	30 %	27 %	19 %
Maybe	22 %	20 %	18 %	17 %	20 %	18 %
Probably Not	16 %	21 %	22 %	20 %	18 %	19 %
No	24 %	22 %	20 %	13 %	16 %	26 %



Holiday Impaired Driving

When attending holiday gatherings, **how do you decide** whether you are OK to drive?



When attending holiday gatherings, **how do you decide** whether you are OK to drive?

	Total	Female	Male	Other
I Count Drinks	19 %	21 %	17 %	20 %
I Go By How I Feel	23 %	22 %	25 %	17 %
I Wait A Bit...	20 %	20 %	19 %	27 %
I Do Not Drive After...	17 %	17 %	18 %	15 %
Not Sure	5 %	5 %	5 %	6 %
I Do Not Drive	15 %	15 %	16 %	15 %

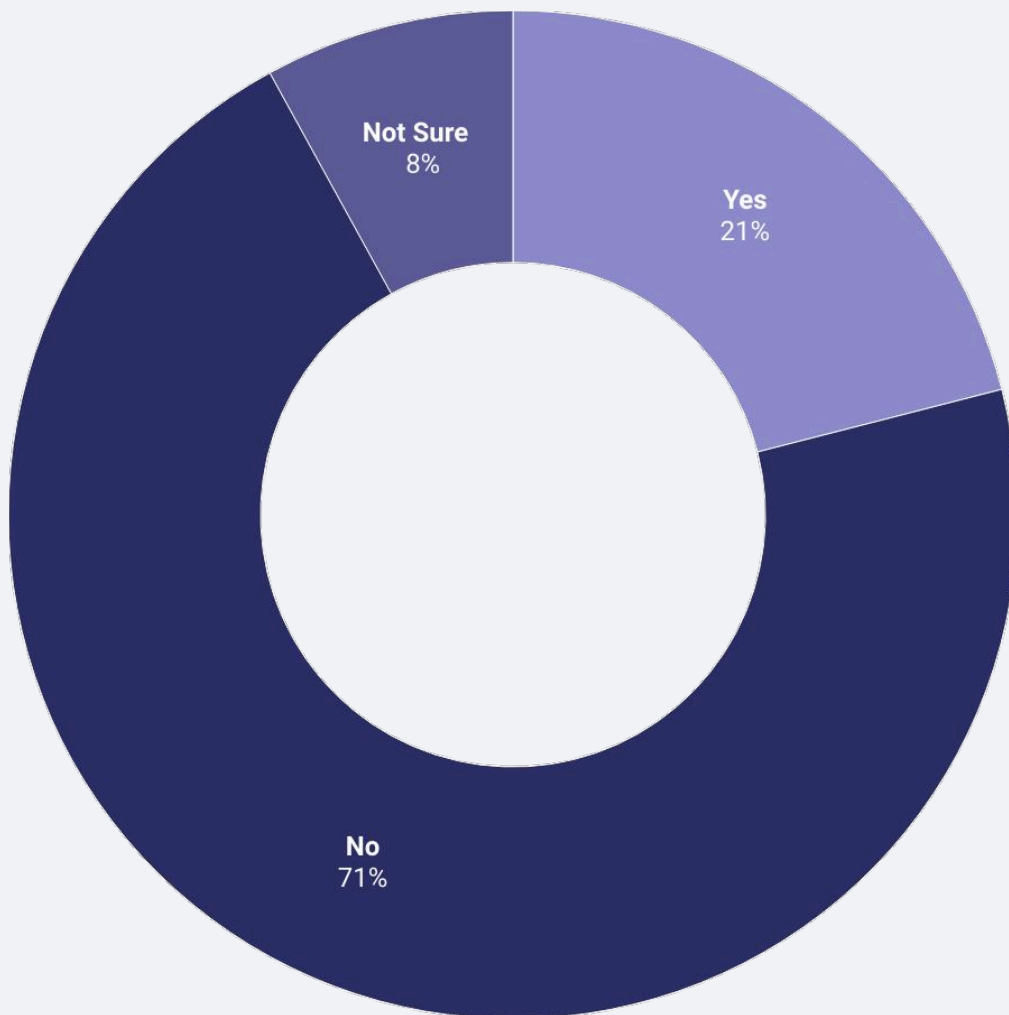
	18-34	35-49	50-64	65+
I Count Drinks	18 %	21 %	24 %	12 %
I Go By How I Feel	29 %	32 %	15 %	17 %
I Wait A Bit...	28 %	18 %	18 %	16 %
I Do Not Drive After...	11 %	17 %	25 %	16 %
Not Sure	4 %	4 %	6 %	5 %
I Do Not Drive	11 %	7 %	12 %	33 %

	Atlantic	QC	ON	MB/SK	AB	BC
I Count Drinks	18 %	16 %	21 %	20 %	25 %	15 %
I Go By How I Feel	15 %	27 %	22 %	18 %	28 %	23 %
I Wait A Bit...	12 %	19 %	20 %	22 %	19 %	25 %
I Do Not Drive After...	19 %	19 %	16 %	27 %	11 %	19 %
Not Sure	12 %	3 %	5 %	2 %	6 %	5 %
I Do Not Drive	26 %	15 %	16 %	11 %	10 %	14 %



Holiday Impaired Driving

In the past year, **have you been a passenger in a vehicle** when the driver had been drinking or using substances?



In the past year, **have you been a passenger in a vehicle** when the driver had been drinking or using substances?

	Total	Female	Male	Other
Yes	21 %	21 %	21 %	27 %
No	71 %	70 %	72 %	58 %
Not Sure	8 %	9 %	6 %	14 %

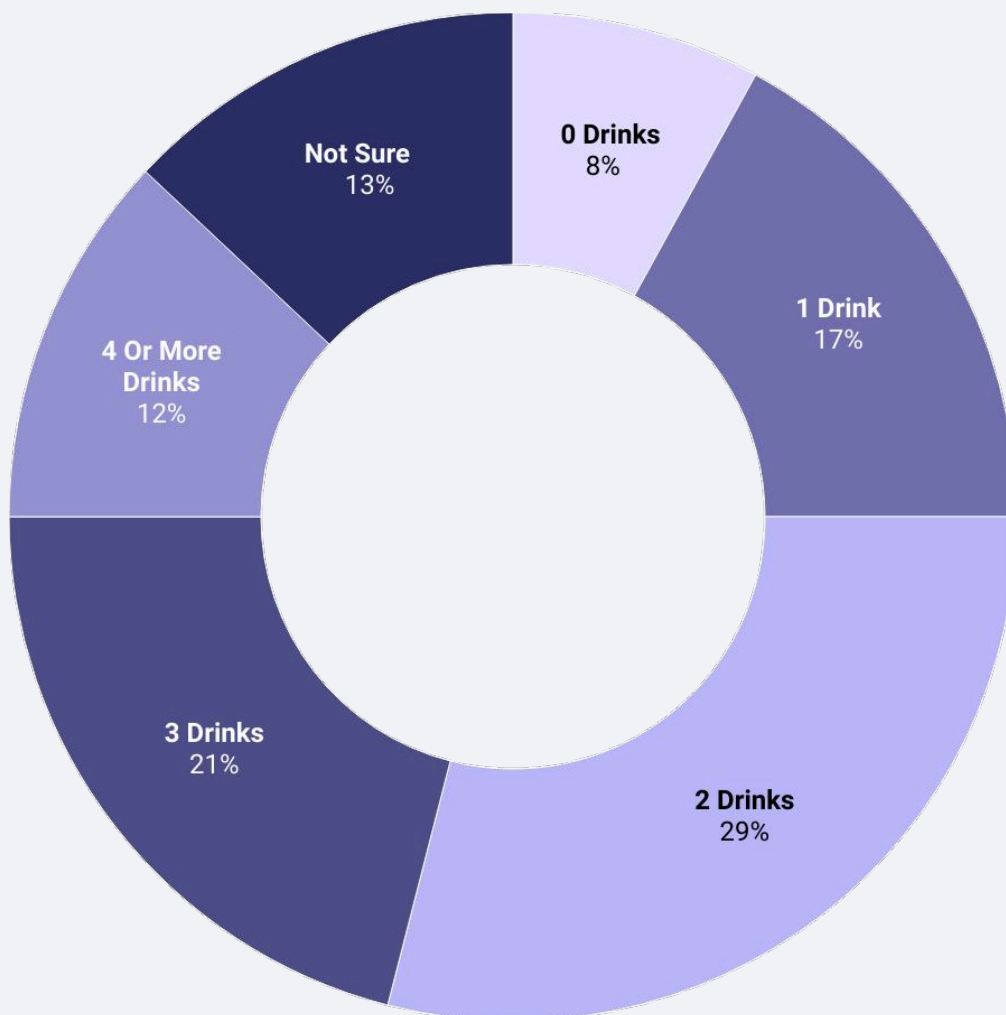
	18-34	35-49	50-64	65+
Yes	37 %	19 %	15 %	12 %
No	53 %	72 %	78 %	82 %
Not Sure	10 %	9 %	7 %	7 %

	Atlantic	QC	ON	MB/SK	AB	BC
Yes	21 %	18 %	21 %	25 %	23 %	22 %
No	71 %	74 %	70 %	64 %	69 %	70 %
Not Sure	7 %	8 %	8 %	11 %	9 %	8 %



Holiday Impaired Driving

How many drinks do you believe someone your size could **consume before being legally impaired?**



How many drinks do you believe someone your size could **consume before being legally impaired?**

	Total	Female	Male	Other
0 Drinks	8 %	8 %	8 %	15 %
1 Drink	17 %	18 %	16 %	17 %
2 Drinks	29 %	30 %	29 %	25 %
3 Drinks	21 %	20 %	21 %	22 %
4 Or More Drinks	12 %	11 %	13 %	12 %
Not Sure	13 %	12 %	13 %	9 %

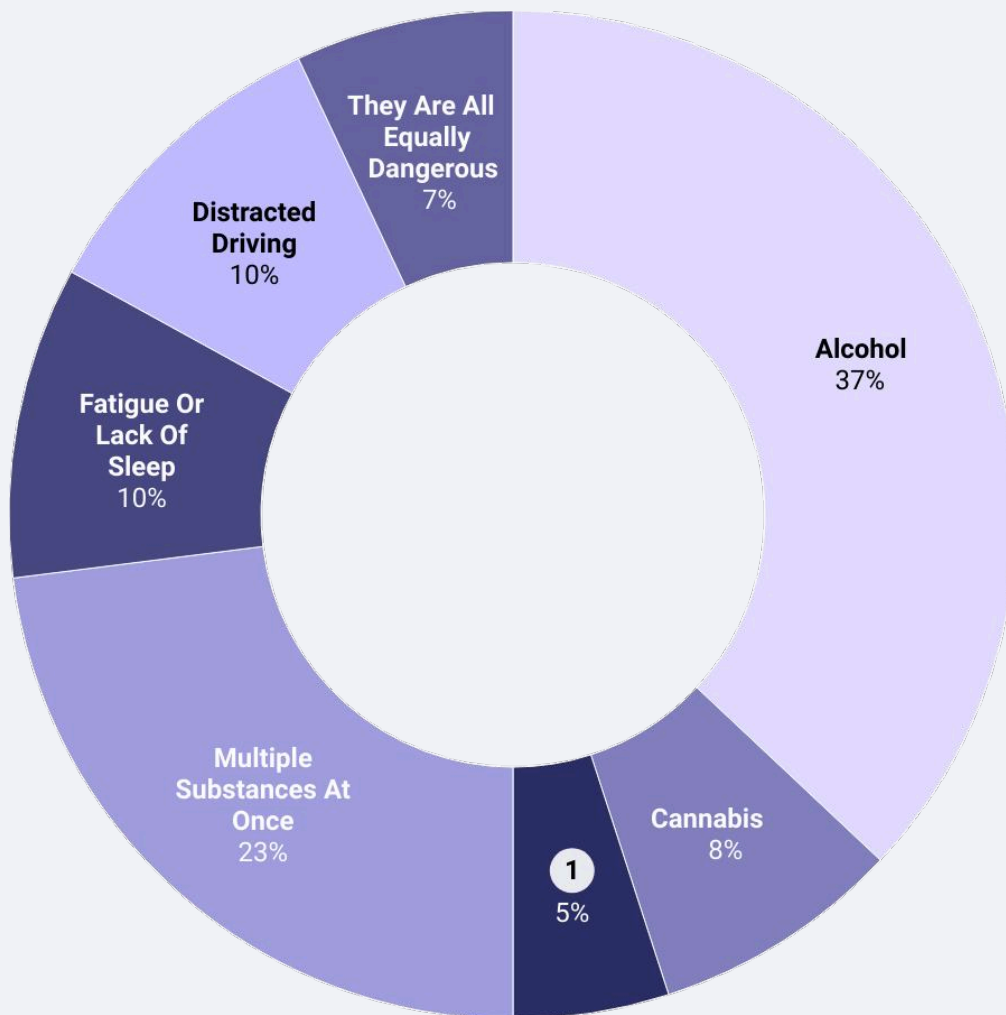
	18-34	35-49	50-64	65+
0 Drinks	6 %	3 %	15 %	9 %
1 Drink	10 %	20 %	19 %	19 %
2 Drinks	27 %	37 %	26 %	27 %
3 Drinks	28 %	17 %	20 %	17 %
4 Or More Drinks	20 %	11 %	10 %	7 %
Not Sure	9 %	11 %	10 %	21 %

	Atlantic	QC	ON	MB/SK	AB	BC
0 Drinks	7 %	6 %	9 %	13 %	8 %	8 %
1 Drink	23 %	16 %	16 %	27 %	13 %	15 %
2 Drinks	30 %	32 %	27 %	28 %	29 %	30 %
3 Drinks	25 %	17 %	23 %	12 %	17 %	23 %
4 Or More Drinks	8 %	11 %	12 %	12 %	19 %	11 %
Not Sure	7 %	17 %	12 %	9 %	14 %	12 %



Holiday Impaired Driving

Which form of impairment is **most dangerous** for driving?



1 Other Recreational Drugs



Which form of impairment is **most dangerous** for driving?

	Total	Female	Male	Other
Alcohol	37 %	36 %	38 %	35 %
Cannabis	8 %	10 %	7 %	6 %
Other Recreational Drugs	5 %	4 %	6 %	3 %
Multiple Substances	23 %	25 %	22 %	19 %
Fatigue Or Lack Of Sleep	10 %	9 %	10 %	11 %
Distracted Driving	10 %	10 %	9 %	16 %
All Equally Dangerous	7 %	7 %	8 %	9 %

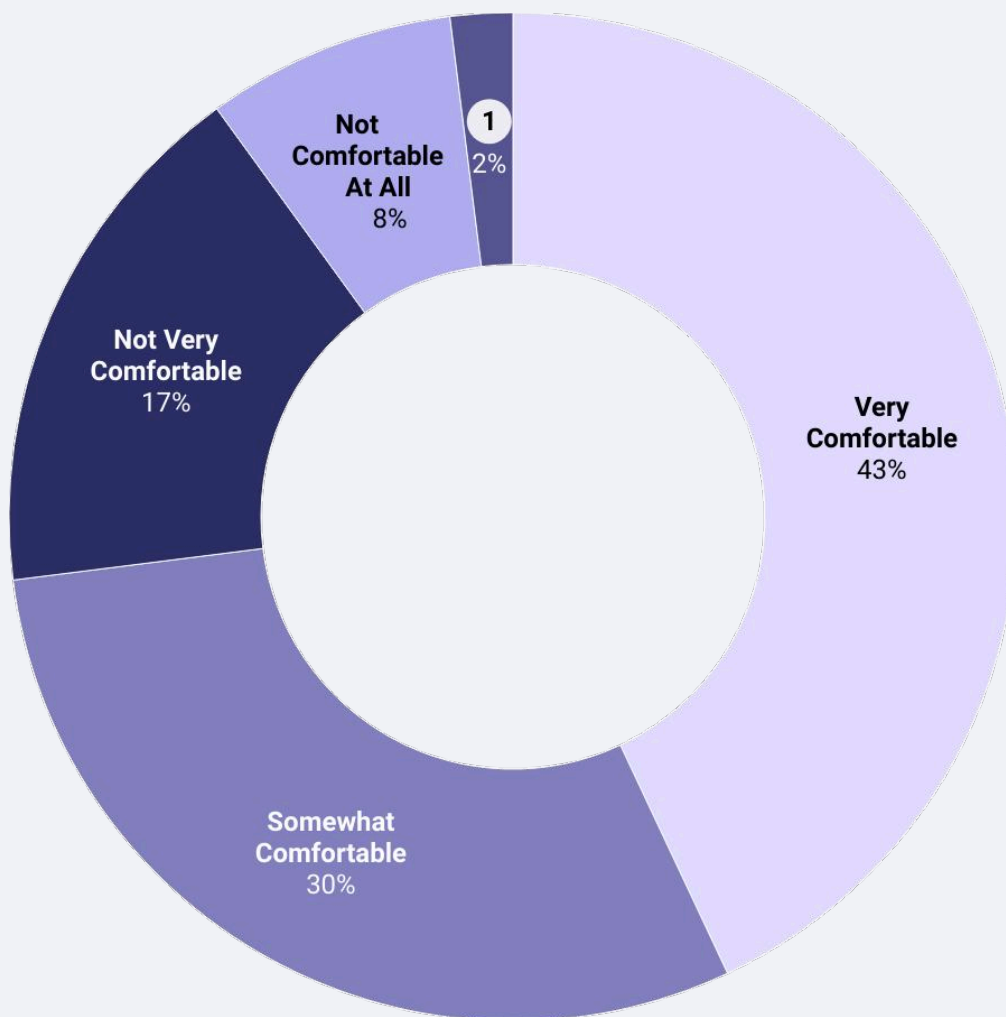
	18-34	35-49	50-64	65+
Alcohol	37 %	36 %	39 %	36 %
Cannabis	8 %	10 %	7 %	9 %
Other Recreational Drugs	4 %	4 %	7 %	4 %
Multiple Substances	25 %	23 %	20 %	26 %
Fatigue Or Lack Of Sleep	8 %	11 %	10 %	11 %
Distracted Driving	10 %	12 %	10 %	8 %
All Equally Dangerous	8 %	5 %	8 %	7 %

	Atl..	QC	ON	MB/SK	AB	BC
Alcohol	42 %	37 %	35 %	42 %	39 %	34 %
Cannabis	11 %	8 %	10 %	3 %	5 %	6 %
Other Recreational Drugs	1 %	7 %	4 %	4 %	4 %	4 %
Multiple Substances	15 %	22 %	26 %	18 %	21 %	26 %
Fatigue Or Lack Of Sleep	9 %	11 %	7 %	14 %	13 %	11 %
Distracted Driving	13 %	10 %	10 %	10 %	11 %	9 %
All Equally Dangerous	9 %	4 %	8 %	7 %	8 %	9 %



Holiday Impaired Driving

If a friend or family member planned to drive after drinking or using drugs, **how comfortable would you feel** stopping them?



1 Not Sure



If a friend or family member planned to drive after drinking or using drugs, **how comfortable would you feel** stopping them?

	Total	Female	Male	Other
Very Comfortable	43 %	42 %	43 %	44 %
Somewhat Comfortable	30 %	27 %	33 %	31 %
Not Very Comfortable	17 %	18 %	16 %	16 %
Not Comfortable At All	8 %	10 %	6 %	8 %
Not Sure	2 %	2 %	2 %	1 %

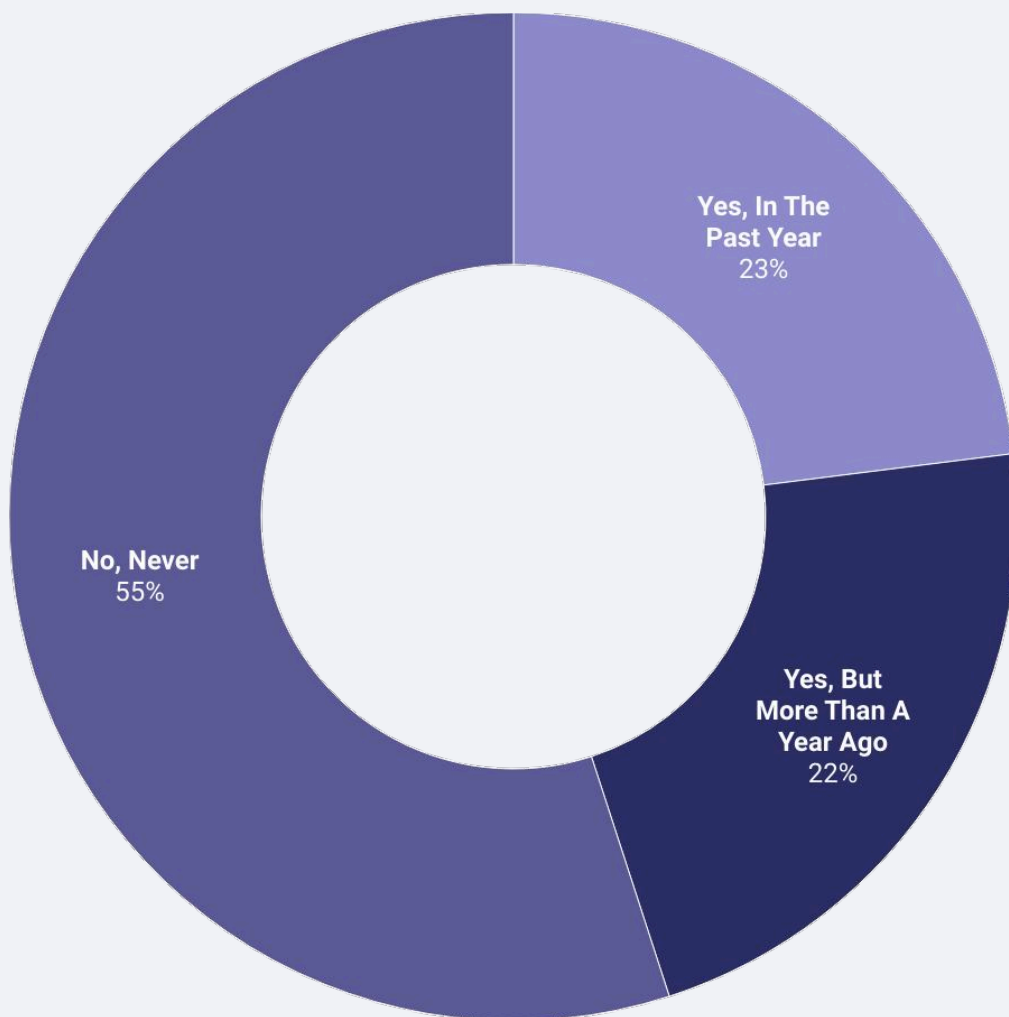
	18-34	35-49	50-64	65+
Very Comfortable	47 %	36 %	42 %	46 %
Somewhat Comfortable	26 %	36 %	27 %	31 %
Not Very Comfortable	16 %	14 %	21 %	16 %
Not Comfortable At All	8 %	11 %	8 %	6 %
Not Sure	2 %	2 %	2 %	1 %

	Atl...	QC	ON	MB/SK	AB	BC
Very Comfortable	39 %	45 %	44 %	36 %	40 %	44 %
Somewhat Comfortable	28 %	26 %	31 %	28 %	33 %	34 %
Not Very Comfortable	24 %	17 %	15 %	24 %	18 %	14 %
Not Comfortable At All	5 %	10 %	9 %	9 %	9 %	7 %
Not Sure	3 %	2 %	2 %	3 %	1 %	2 %



Holiday Impaired Driving

Have you ever **intervened to stop someone** from driving impaired?



Have you ever **intervened to stop someone** from driving impaired?

	Total	Female	Male	Other
In The Past Year	23 %	24 %	23 %	18 %
More Than A Year Ago	22 %	22 %	21 %	29 %
Never	55 %	54 %	56 %	54 %

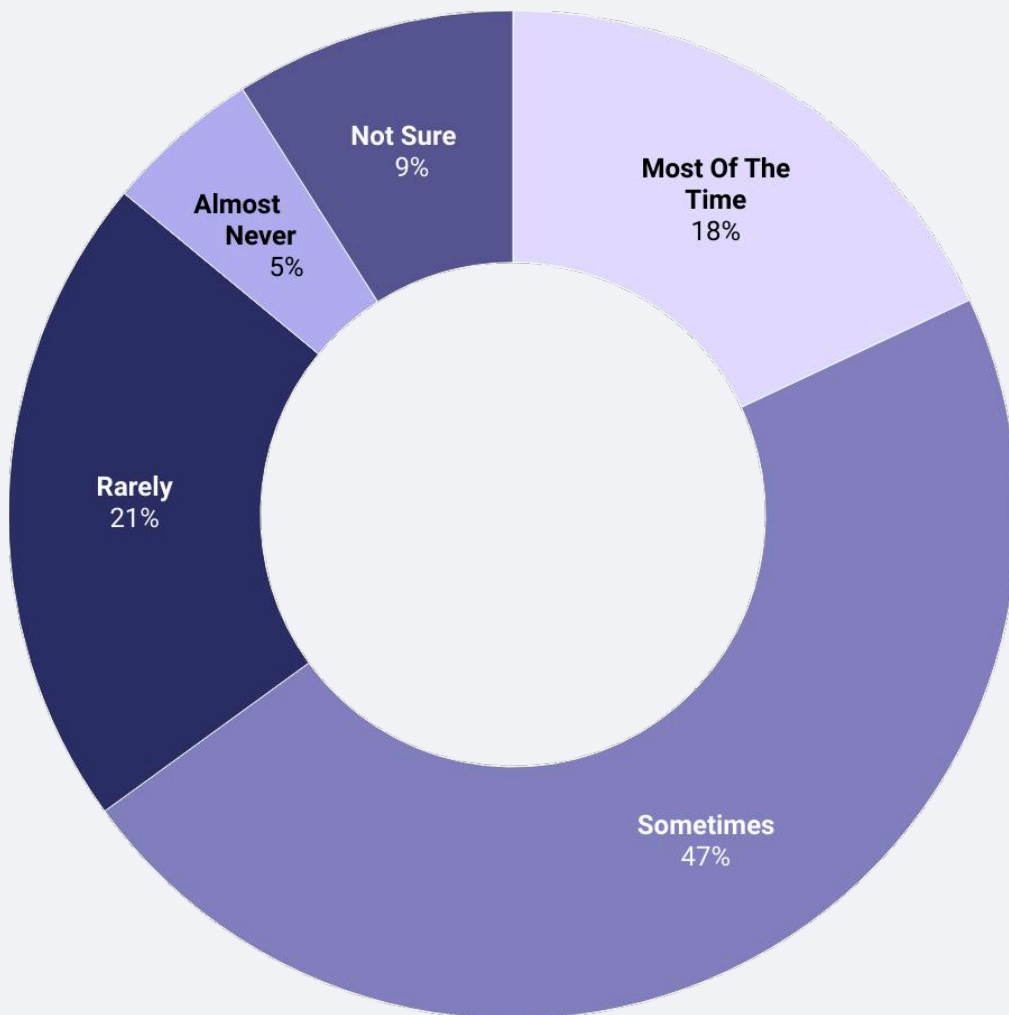
	18-34	35-49	50-64	65+
In The Past Year	23 %	29 %	22 %	18 %
More Than A Year Ago	23 %	17 %	26 %	22 %
Never	54 %	54 %	52 %	59 %

	Atl...	QC	ON	MB/SK	AB	BC
In The Past Year	21 %	20 %	23 %	21 %	26 %	26 %
More Than A Year Ago	27 %	26 %	20 %	29 %	13 %	22 %
Never	52 %	54 %	56 %	49 %	61 %	52 %



Holiday Impaired Driving

How often do you believe **other people** step in to stop impaired driving?



How often do you believe **other people step in** to stop impaired driving?

	Total	Female	Male	Other
Most Of The Time	18 %	18 %	17 %	24 %
Sometimes	47 %	49 %	45 %	49 %
Rarely	21 %	20 %	21 %	17 %
Almost Never	5 %	5 %	6 %	5 %
Not Sure	9 %	8 %	11 %	5 %

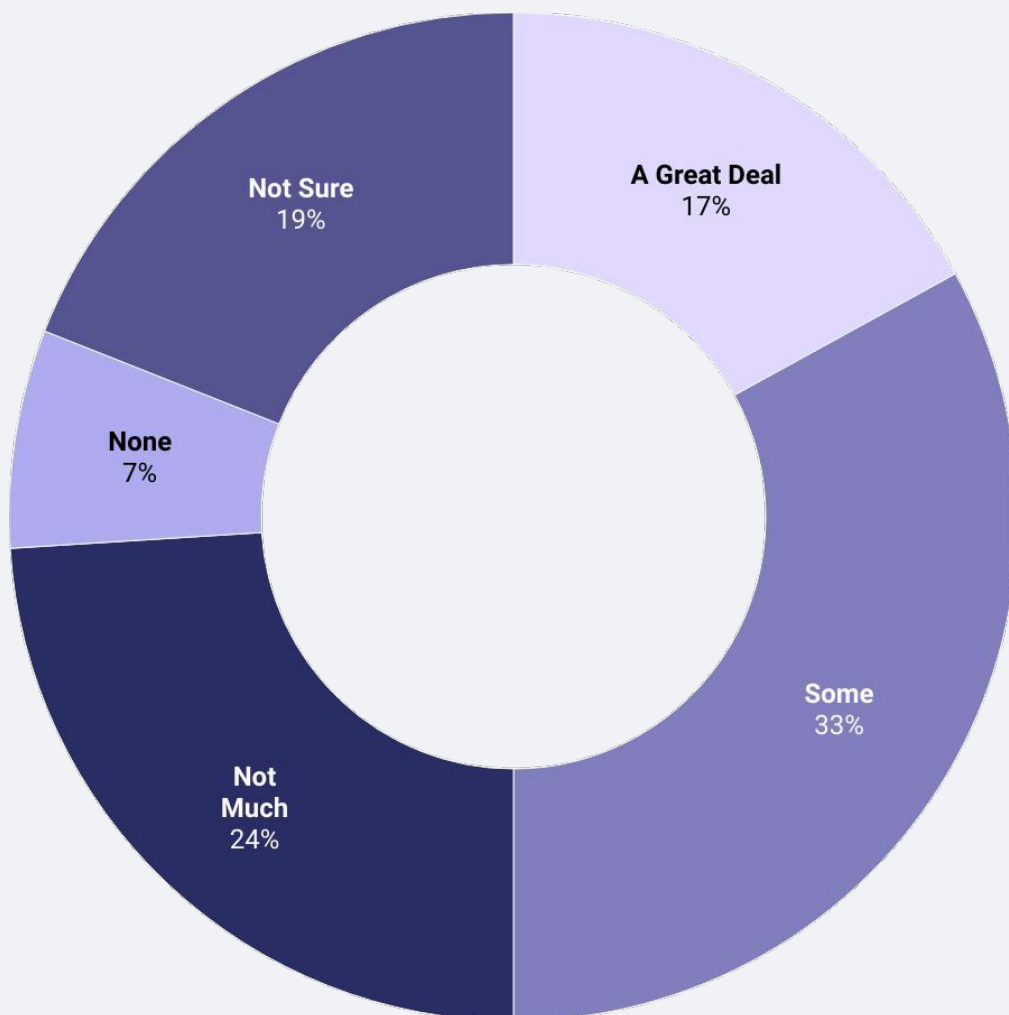
	18-34	35-49	50-64	65+
Most Of The Time	10 %	24 %	19 %	19 %
Sometimes	51 %	44 %	43 %	50 %
Rarely	20 %	20 %	23 %	18 %
Almost Never	7 %	6 %	3 %	6 %
Not Sure	12 %	6 %	12 %	6 %

	Atl...	QC	ON	MB/SK	AB	BC
Most Of The Time	22 %	16 %	18 %	19 %	17 %	20 %
Sometimes	47 %	51 %	48 %	38 %	44 %	44 %
Rarely	17 %	17 %	22 %	29 %	20 %	20 %
Almost Never	9 %	6 %	4 %	4 %	7 %	6 %
Not Sure	4 %	11 %	8 %	10 %	11 %	10 %



Holiday Impaired Driving

How much **confidence** do you have in police roadside cannabis impairment tests?



How much **confidence do you have in police** roadside cannabis impairment tests?

	Total	Female	Male	Other
A Great Deal	17 %	20 %	14 %	15 %
Some	33 %	32 %	33 %	25 %
Not Much	24 %	25 %	23 %	29 %
None	7 %	5 %	9 %	11 %
Not Sure	19 %	18 %	20 %	21 %

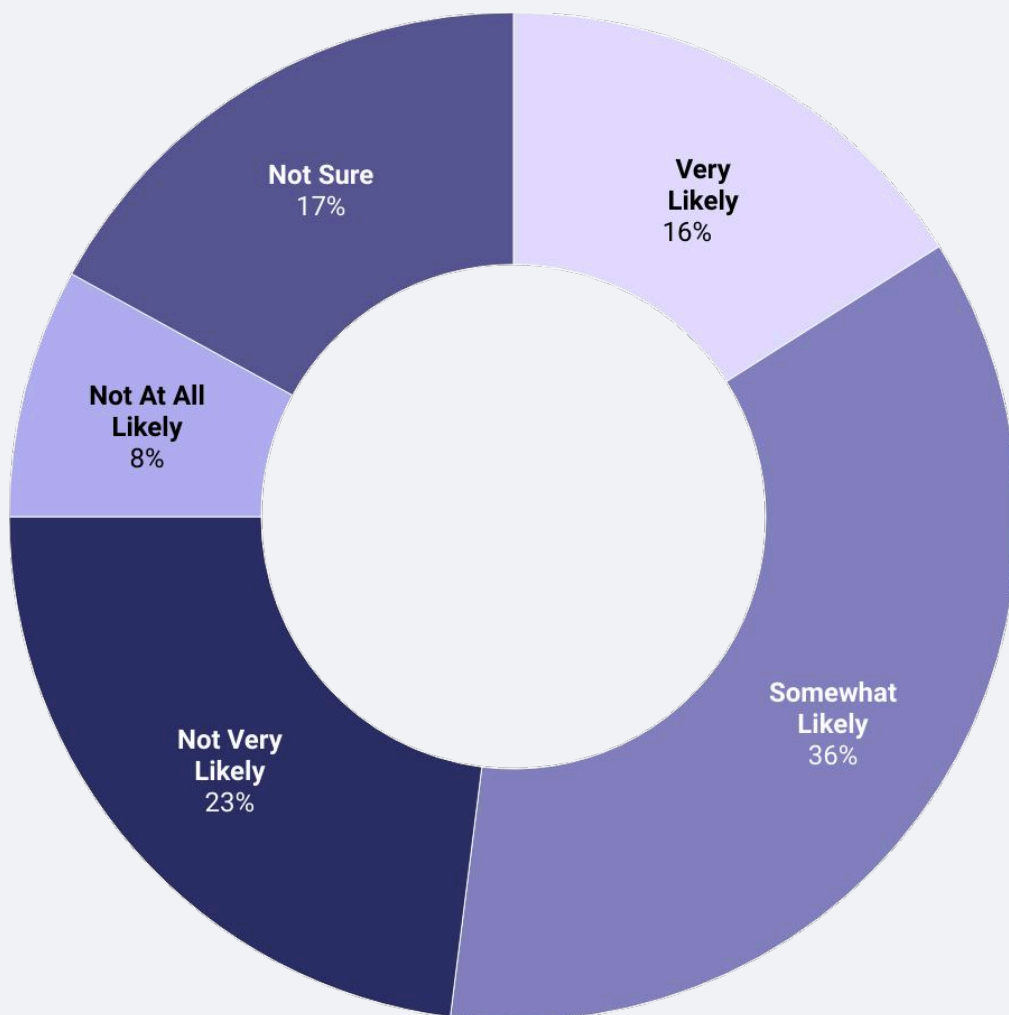
	18-34	35-49	50-64	65+
A Great Deal	15 %	16 %	19 %	17 %
Some	30 %	33 %	35 %	32 %
Not Much	25 %	25 %	22 %	25 %
None	8 %	5 %	7 %	9 %
Not Sure	21 %	20 %	16 %	18 %

	Atl...	QC	ON	MB/SK	AB	BC
A Great Deal	18 %	17 %	17 %	19 %	20 %	14 %
Some	38 %	32 %	30 %	38 %	39 %	32 %
Not Much	18 %	24 %	26 %	24 %	24 %	23 %
None	9 %	4 %	8 %	4 %	6 %	11 %
Not Sure	17 %	23 %	20 %	15 %	11 %	19 %



Holiday Impaired Driving

How likely is it that a driver in your area would be **caught if they drove** after drinking or using drugs?



Do you believe police should **increase checkpoints** during the holiday season?

	Total	Female	Male	Other
Yes	54 %	54 %	54 %	48 %
No	16 %	15 %	16 %	19 %
Depends	12 %	12 %	12 %	13 %
Not Sure	19 %	19 %	18 %	20 %

	18-34	35-49	50-64	65+
Yes	51 %	53 %	56 %	54 %
No	18 %	13 %	16 %	16 %
Depends	10 %	13 %	12 %	12 %
Not Sure	20 %	21 %	16 %	17 %

	Atl...	QC	ON	MB/SK	AB	BC
Yes	43 %	51 %	56 %	57 %	50 %	57 %
No	28 %	20 %	14 %	12 %	15 %	10 %
Depends	14 %	10 %	12 %	17 %	13 %	10 %
Not Sure	15 %	19 %	18 %	14 %	22 %	23 %



How likely is it that a driver in your area would be **caught if they drove** after drinking or using drugs?

	Total	Female	Male	Other
Very Likely	16 %	16 %	16 %	15 %
Somewhat Likely	36 %	36 %	35 %	41 %
Not Very Likely	23 %	23 %	23 %	24 %
Not At All Likely	8 %	8 %	8 %	6 %
Not Sure	17 %	17 %	18 %	14 %

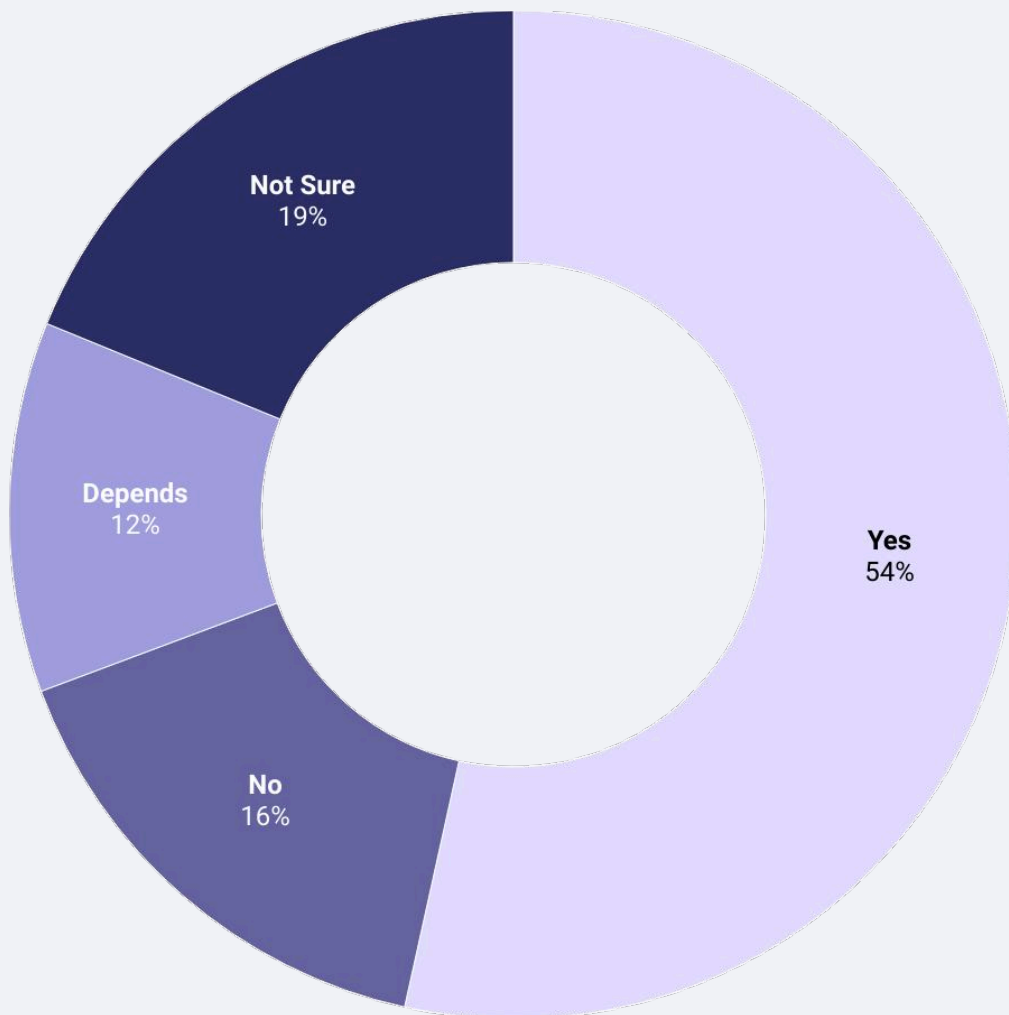
	18-34	35-49	50-64	65+
Very Likely	18 %	18 %	15 %	13 %
Somewhat Likely	33 %	34 %	38 %	39 %
Not Very Likely	24 %	23 %	22 %	24 %
Not At All Likely	8 %	7 %	9 %	6 %
Not Sure	17 %	19 %	17 %	18 %

	Atl...	QC	ON	MB/SK	AB	BC
Very Likely	21 %	17 %	15 %	12 %	16 %	16 %
Somewhat Likely	23 %	38 %	34 %	44 %	36 %	39 %
Not Very Likely	26 %	21 %	25 %	22 %	24 %	18 %
Not At All Likely	10 %	6 %	7 %	9 %	10 %	9 %
Not Sure	21 %	17 %	19 %	12 %	13 %	18 %



Holiday Impaired Driving

Do you believe police should **increase checkpoints** during the holiday season?



Do you believe police should **increase checkpoints** during the holiday season?

	Total	Female	Male	Other
Yes	54 %	54 %	54 %	48 %
No	16 %	15 %	16 %	19 %
Depends	12 %	12 %	12 %	13 %
Not Sure	19 %	19 %	18 %	20 %

	18-34	35-49	50-64	65+
Yes	51 %	53 %	56 %	54 %
No	18 %	13 %	16 %	16 %
Depends	10 %	13 %	12 %	12 %
Not Sure	20 %	21 %	16 %	17 %

	Atl...	QC	ON	MB/SK	AB	BC
Yes	43 %	51 %	56 %	57 %	50 %	57 %
No	28 %	20 %	14 %	12 %	15 %	10 %
Depends	14 %	10 %	12 %	17 %	13 %	10 %
Not Sure	15 %	19 %	18 %	14 %	22 %	23 %



Get in touch



liaison.ca



+1 416-483-2335



2586A Yonge Street, Suite 2B
Toronto, Ontario