



NATIONAL

Edmonton Riverbend Survey for the **National Ethnic Press and Media Council of Canada**

Field Date: November 28-30, 2025

Release Date: December 5, 2025



Which pollsters were naughty or nice?

Ontario 2025 Poll Accuracy

- 1st **Liaison**
- 2nd **Mainstreet**
- 3rd **Innovative**
- 4th **Research Co.**
- 5th **Forum**
- 6th **Abacus**
- 7th **Pallas**
- 8th **Leger**
- 9th **Nanos**
- 10th **Ipsos**
- 11th **Relay Strategies**

Federal 2025 Poll Accuracy

- 1st **Mainstreet**
- 2nd **Liaison**
- 3rd **Angus Reid**
- 4th **Cardinal**
- 5th **Nanos**
- 6th **Research Co.**
- 7th **Pallas**
- 8th **Leger**
- 9th **Forum**
- 10th **Ipsos**
- 11th **Abacus**



Liaison surveyed a random sample of 614 Edmonton Riverbend voters through Interactive Voice Recording (IVR) from November 28-30, 2025

Responses were weighted using demographic and geographic information to targets based on the 2021 Census.

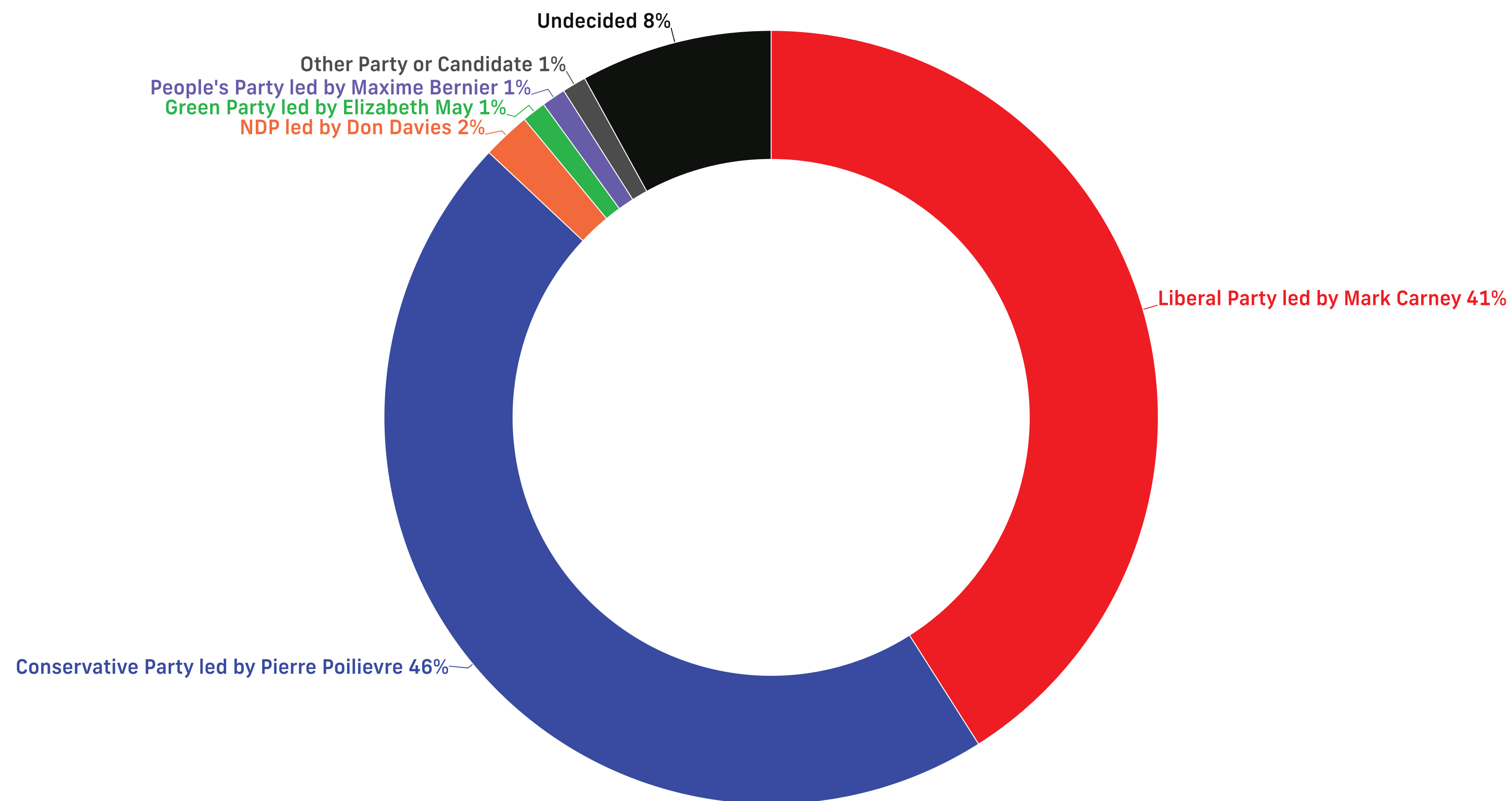
The margin of error for survey results is ± 3.9 percentage points, 19 times out of 20 for the total. Margin of error is higher for sub samples.

Results may not add up to 100 due to rounding.



Voting Intent - Edmonton Riverbend

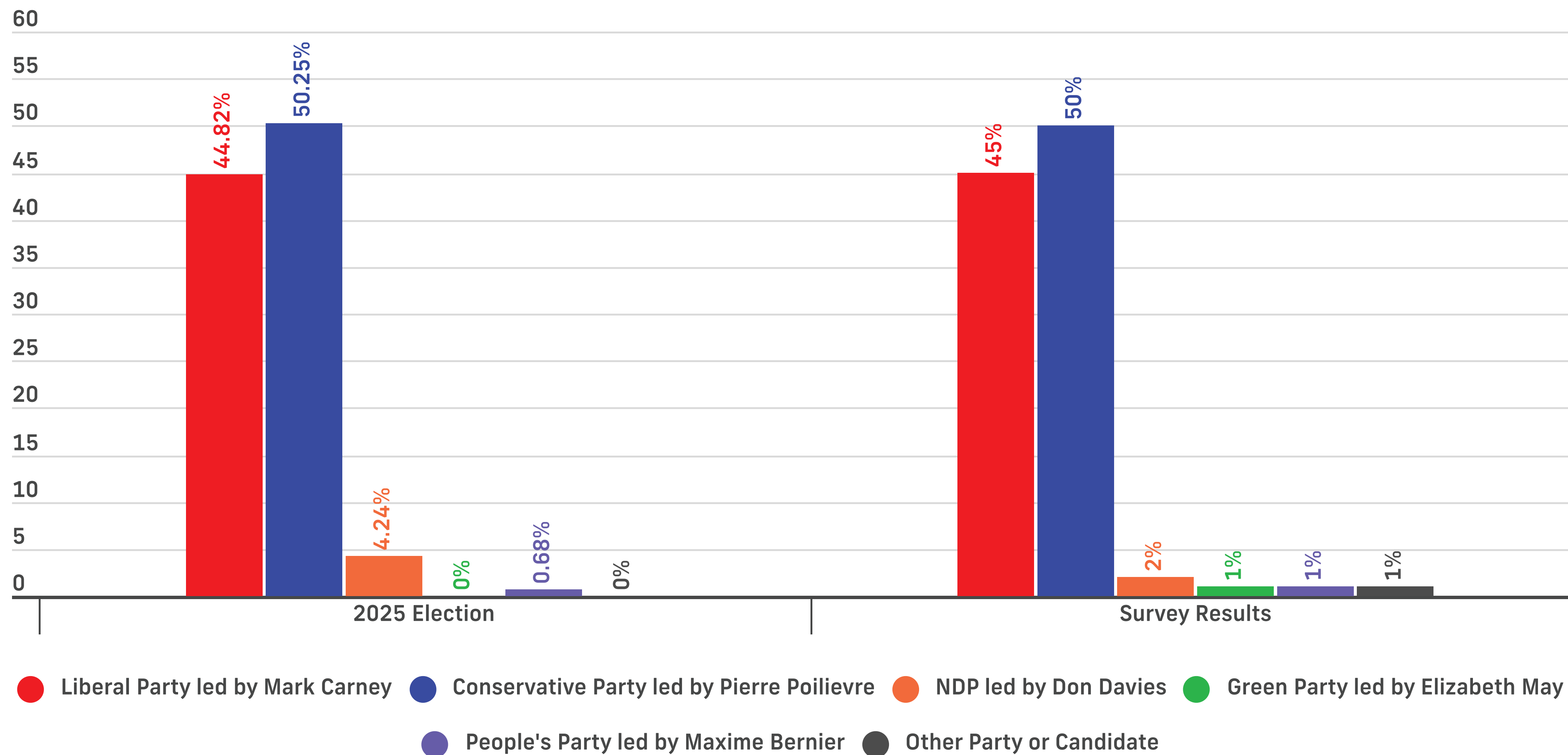
Q: If a Federal Election were held today, which candidate would you vote for?





Voting Intent - Edmonton Riverbend - Decided & Leaning Only

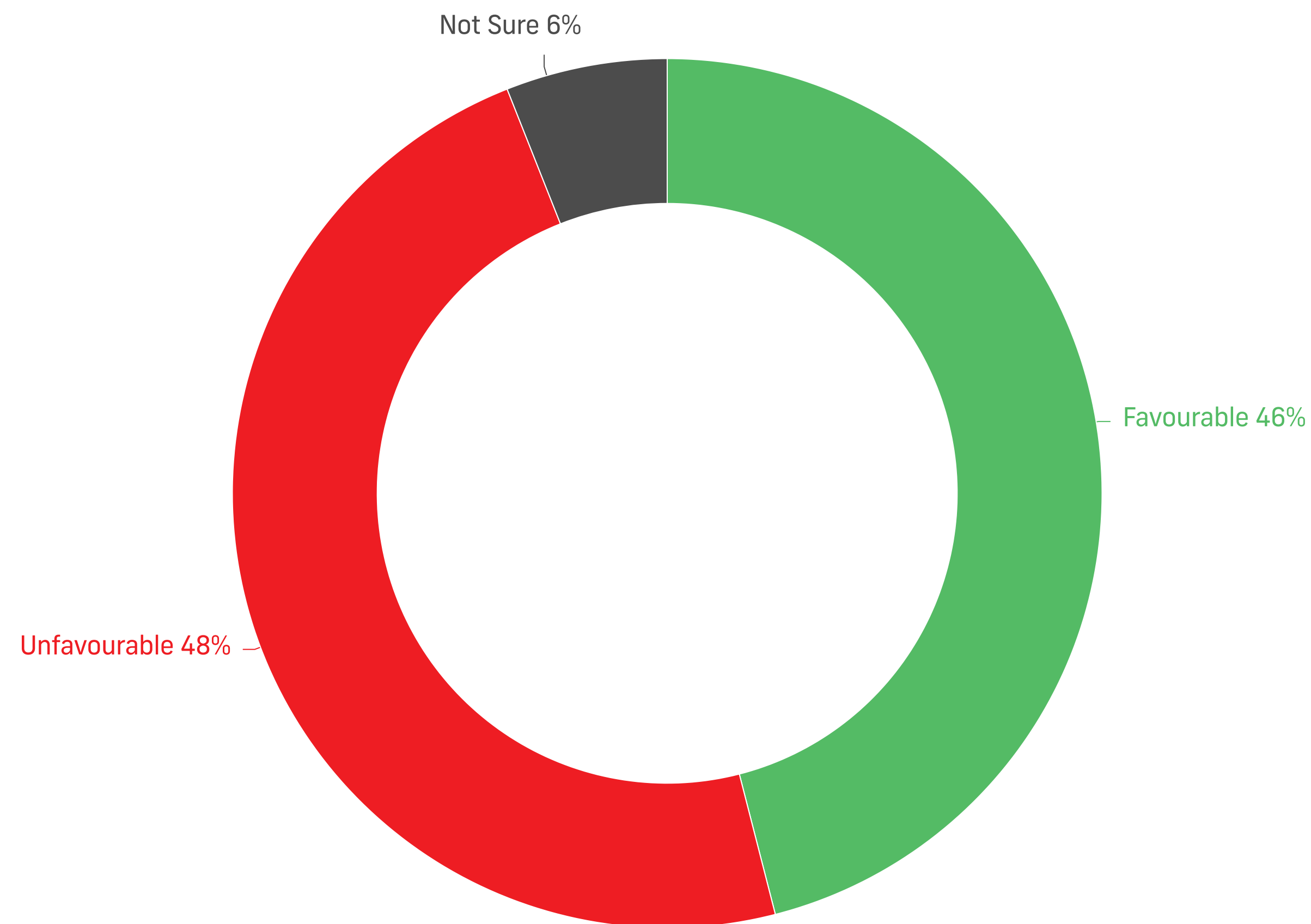
*Q: If a Federal Election were held today, which candidate would you vote for?
& (Undecided Only): And which candidate are you leaning towards?*






Approval of Mark Carney - Edmonton Riverbend Only

Q: Do you approve or disapprove of the job Mark Carney is doing as Prime Minister of Canada?





Voting Intent - Edmonton Riverbend

Q: If a Federal Election were held today, which candidate would you vote for?
Undecided Only: And which candidate are you leaning towards?


All Voters

	All	Female	Male	Other	18-34	35-49	50-64	65+
Liberal Party led by Mark Carney	41%	49%	34%	28%	19%	31%	48%	55%
Conservative Party led by Pierre Poilievre	46%	41%	52%	45%	41%	61%	42%	33%
NDP led by Don Davies	2%	1%	2%	7%	2%	1%	2%	3%
Green Party led by Elizabeth May	1%	1%	1%	0%	3%	1%	1%	1%
People's Party led by Maxime Bernier	1%	1%	1%	0%	7%	1%	0%	0%
Other Party or Candidate	1%	1%	1%	0%	3%	0%	2%	1%
Undecided	8%	6%	9%	21%	25%	5%	6%	8%
Sample (Unweighted)	614	310	272	32	65	187	180	182
Weighted	614	306	279	29	59	208	184	163

Decided & Leaning

	All	Female	Male	Other	18-34	35-49	50-64	65+
Liberal Party led by Mark Carney	45%	53%	37%	38%	25%	34%	51%	60%
Conservative Party led by Pierre Poilievre	50%	43%	57%	54%	55%	63%	45%	35%
NDP led by Don Davies	2%	1%	2%	8%	2%	1%	2%	3%
Green Party led by Elizabeth May	1%	1%	1%	0%	5%	1%	1%	1%
People's Party led by Maxime Bernier	1%	1%	1%	0%	9%	1%	0%	0%
Other Party or Candidate	1%	1%	2%	0%	5%	0%	2%	1%

GET IN TOUCH



+1 416-483-2335



liaison.ca



2586A Yonge Street, Suite 2B
Toronto, Ontario, Canada

