



NATIONAL

National Survey for the **National Ethnic Press
and Media Council of Canada**

Field Date: August 25-27, 2025
Release Date: September 3, 2025

2025 Election Accuracy

Ontario Election	Federal Election
1. Liaison	1. Mainstreet
2. Mainstreet	2. Liaison
3. Innovative	3. Angus Reid
4. Research Co.	4. Cardinal*
5. Forum	5. Nanos
6. Abacus	6. Research Co.
7. Pallas	7. Pallas
8. Leger	8. Leger
9. Nanos	9. Forum
10. Ipsos	10. Ipsos
11. Relay	11. Abacus



Consistently
Accurate.

Most accurate polling firm of
the 2025 Ontario Election &
2nd most accurate polling firm
of the 2025 Canadian Election.

*Fieldwork conducted outside the seven days leading up to election day.



Liaison surveyed a random sample of 1,000 Canadians through Interactive Voice Recording (IVR) from August 25-27, 2025

Responses were weighted using demographic and geographic information to targets based on the 2021 Census.

The margin of error for survey results is ± 3.09 percentage points, 19 times out of 20 for the total. Margin of error is higher for sub samples.

Results may not add up to 100 due to rounding.

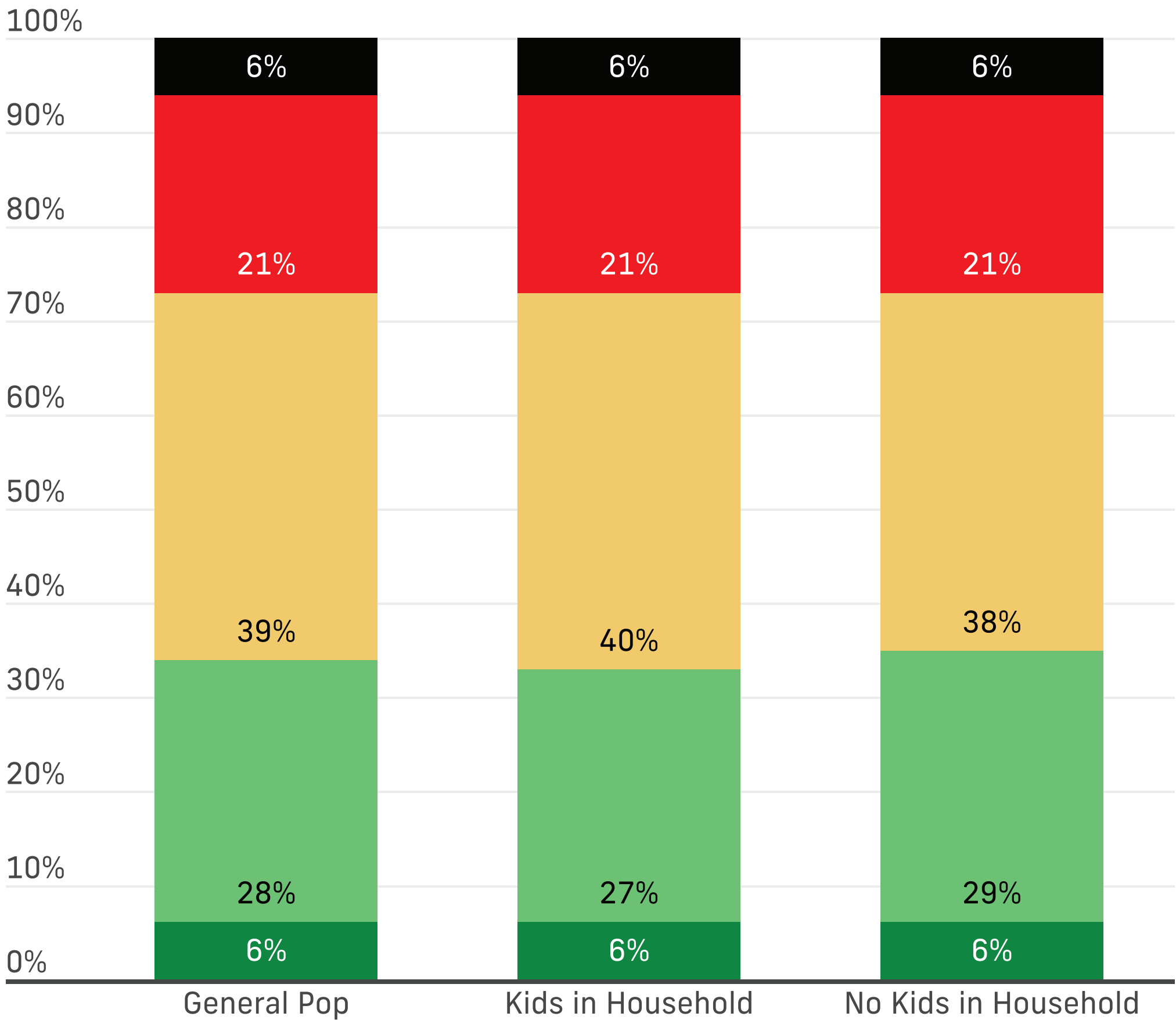
Back to School



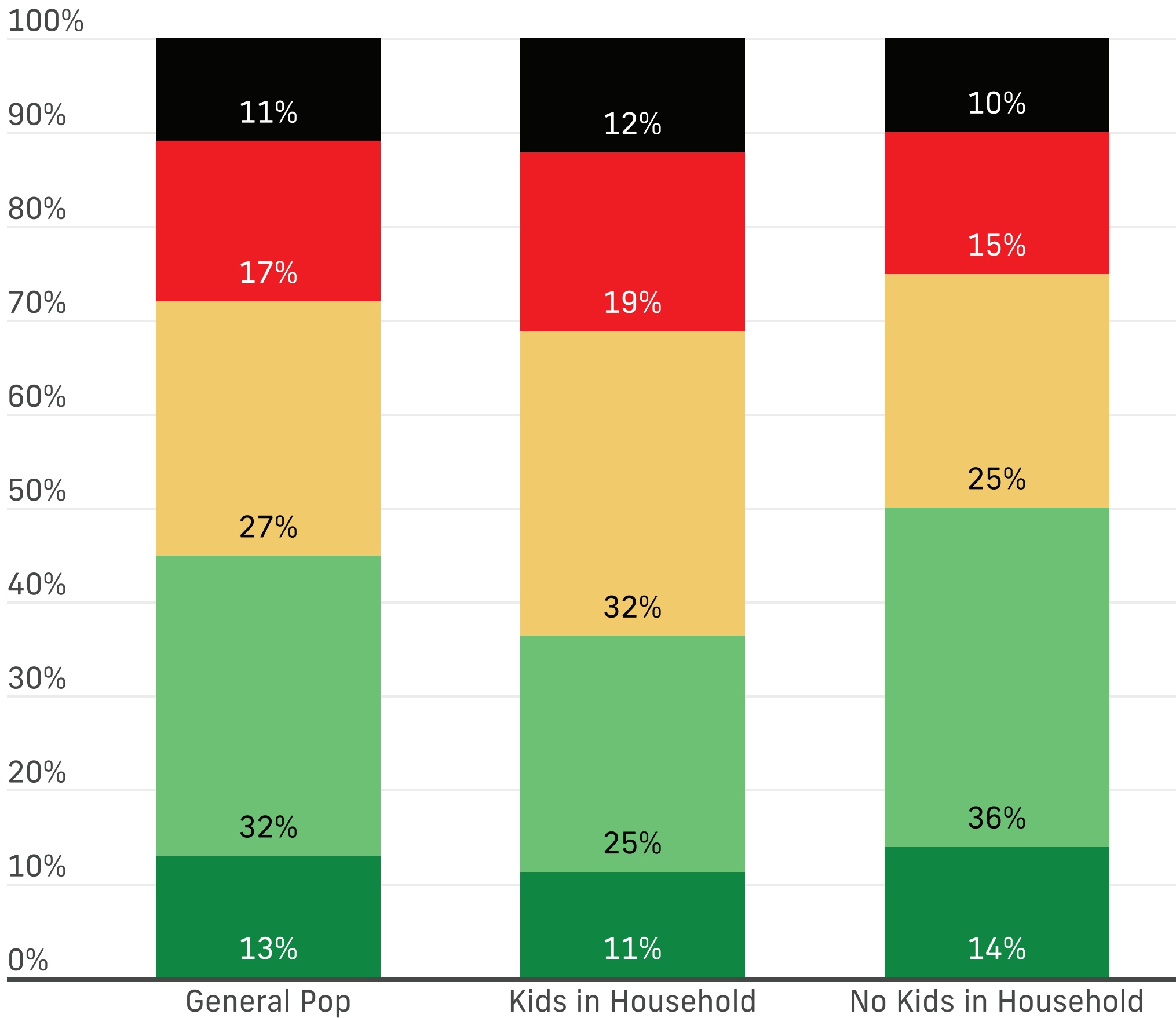
National - Perception of Quality of Educaton (General & Local)

Q: Overall, how would you describe the quality of elementary and secondary education in Canada?
Q: Thinking specifically about schools in your neighbourhood, how would you describe the quality of education?

Perception of Schools in Canada



Perception of Local Schools



— Excellent — Good — Fair — Poor — Not Sure



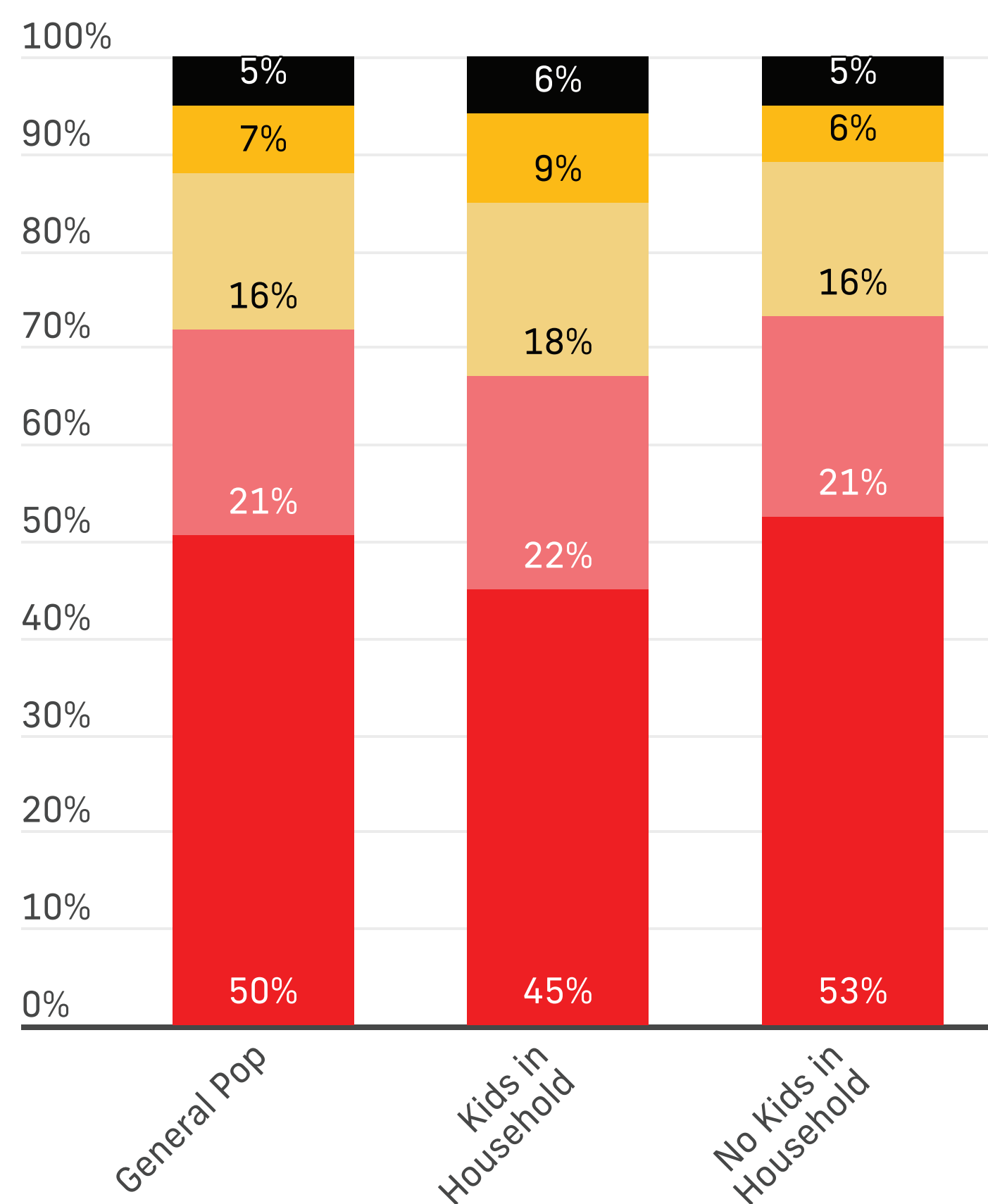
LIAISON
STRATÉGIES



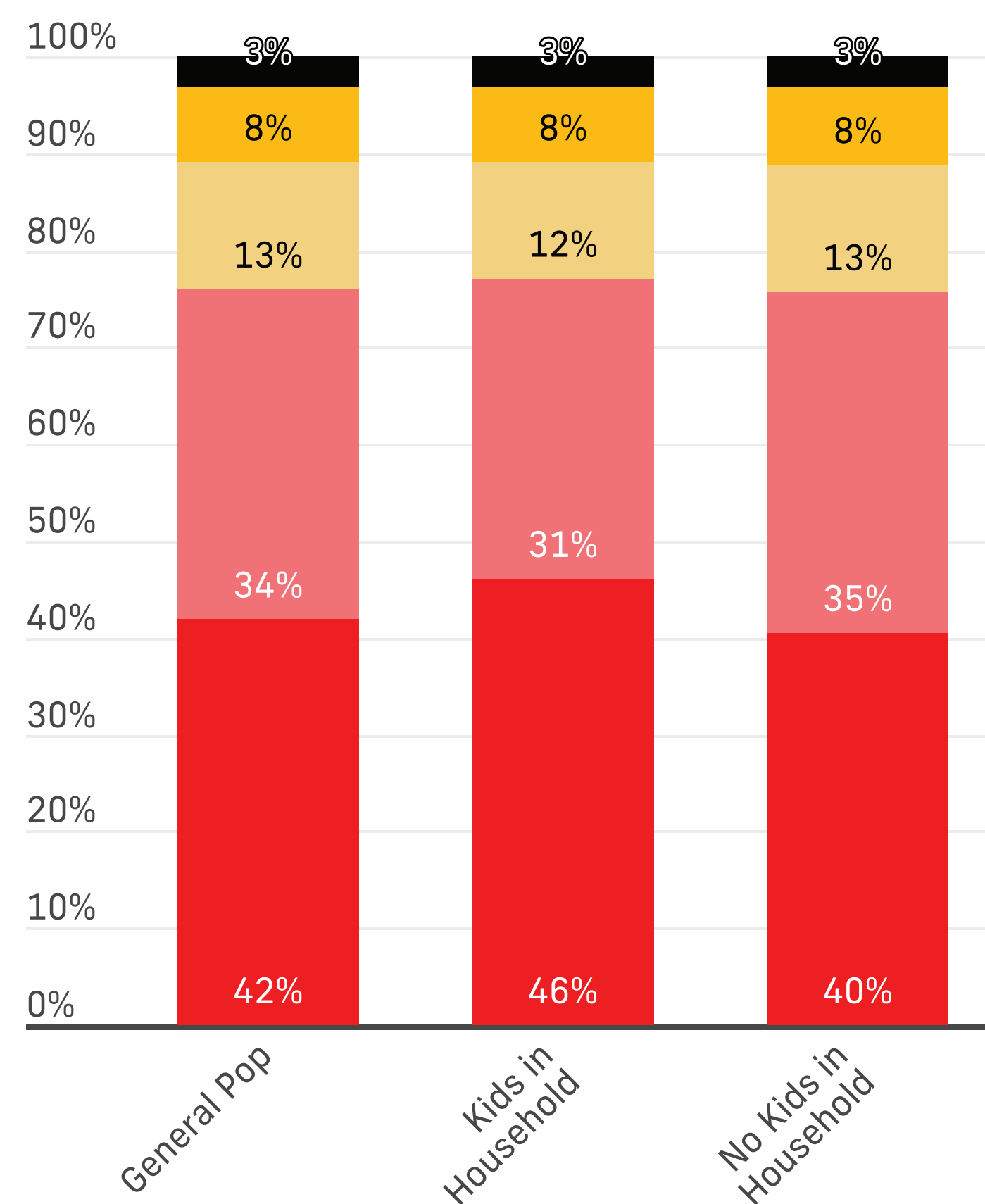
National - Back to School

*Q: How concerned are you about each of the following in schools in your community:
Bullying; Mental Health; Funding Shortages*

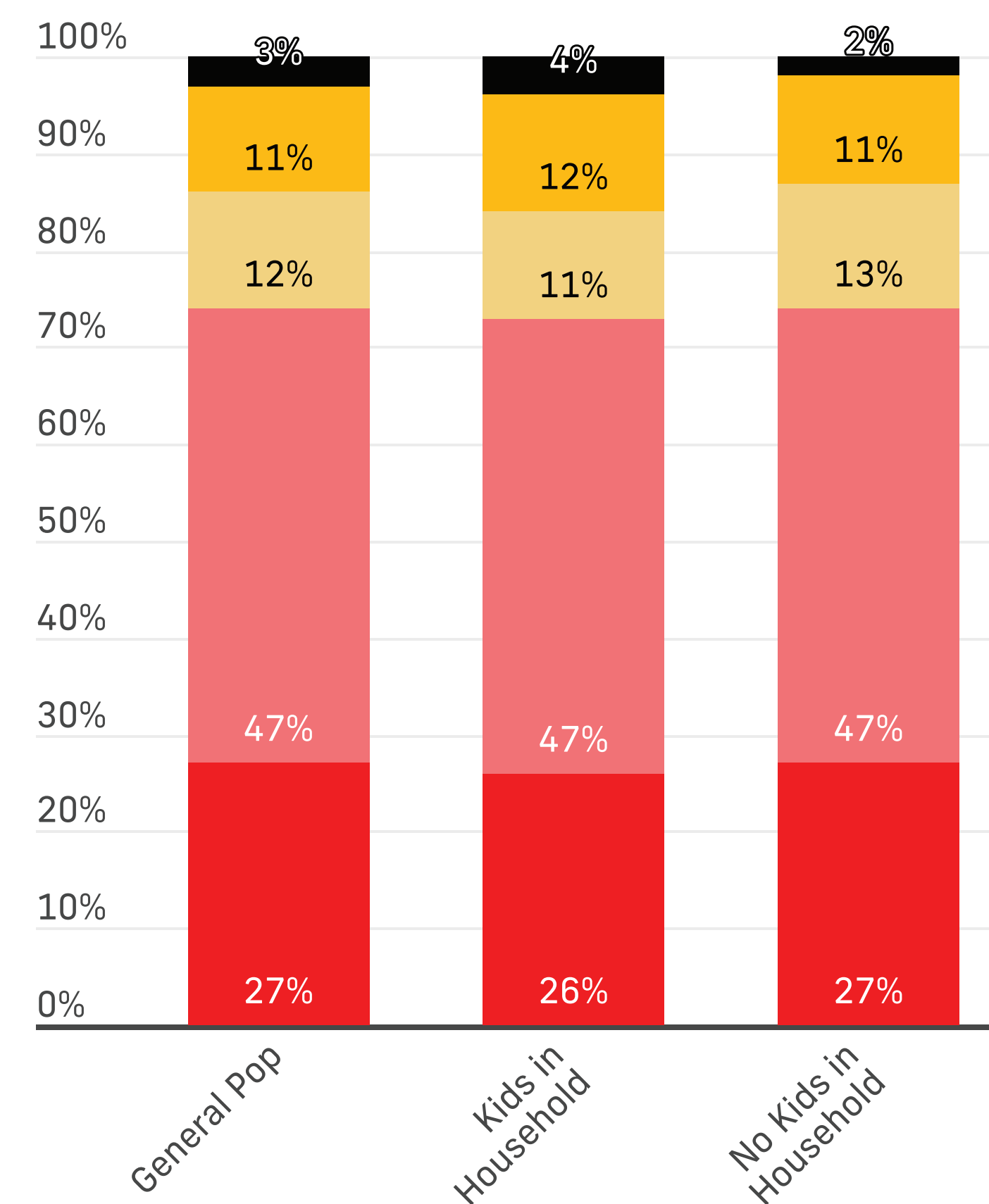
Bullying



Mental Health



Funding Shortages



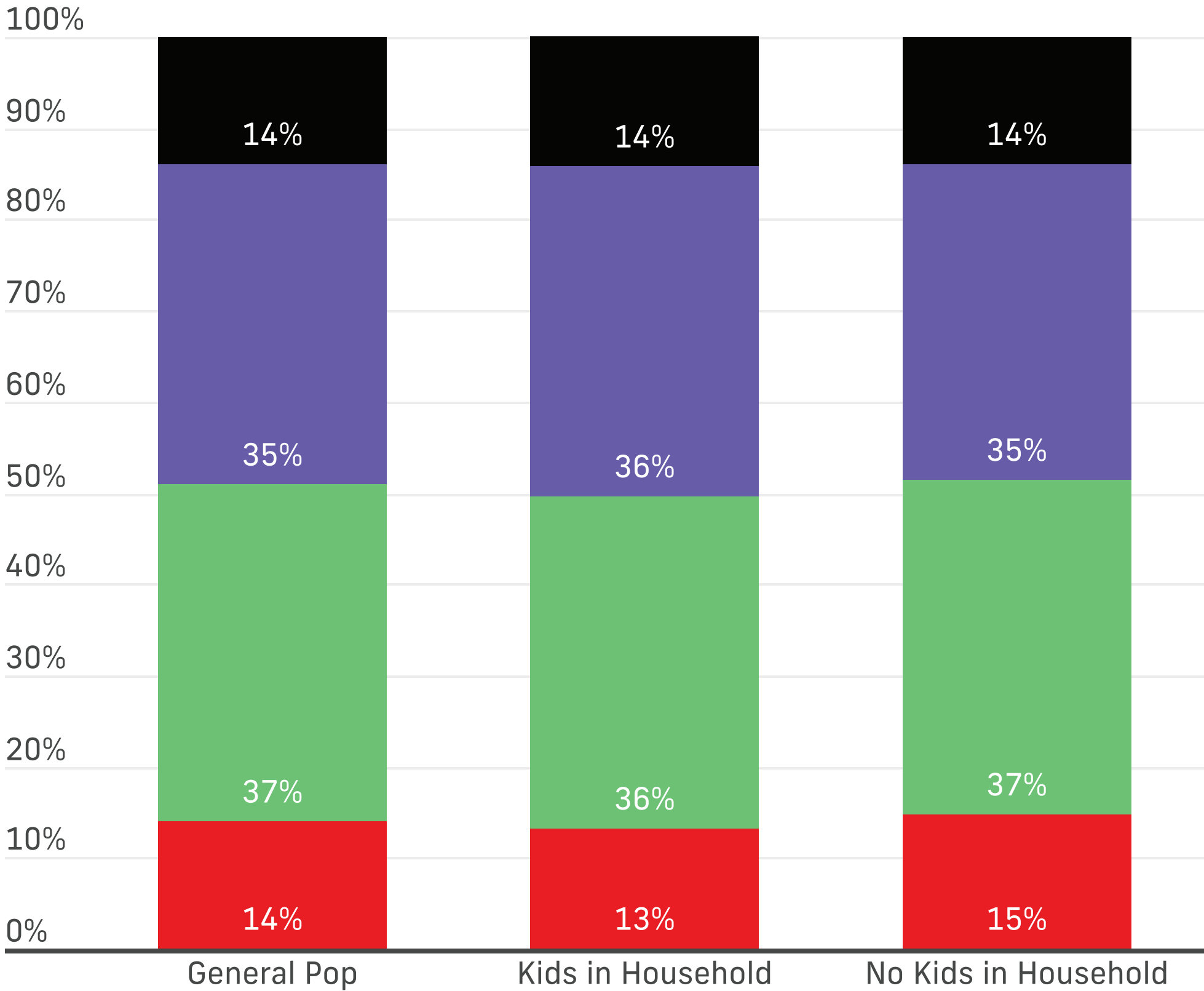
— Very Concerned — Somewhat Concerned — Not Very Concerned — Not At All Concerned — Not Sure



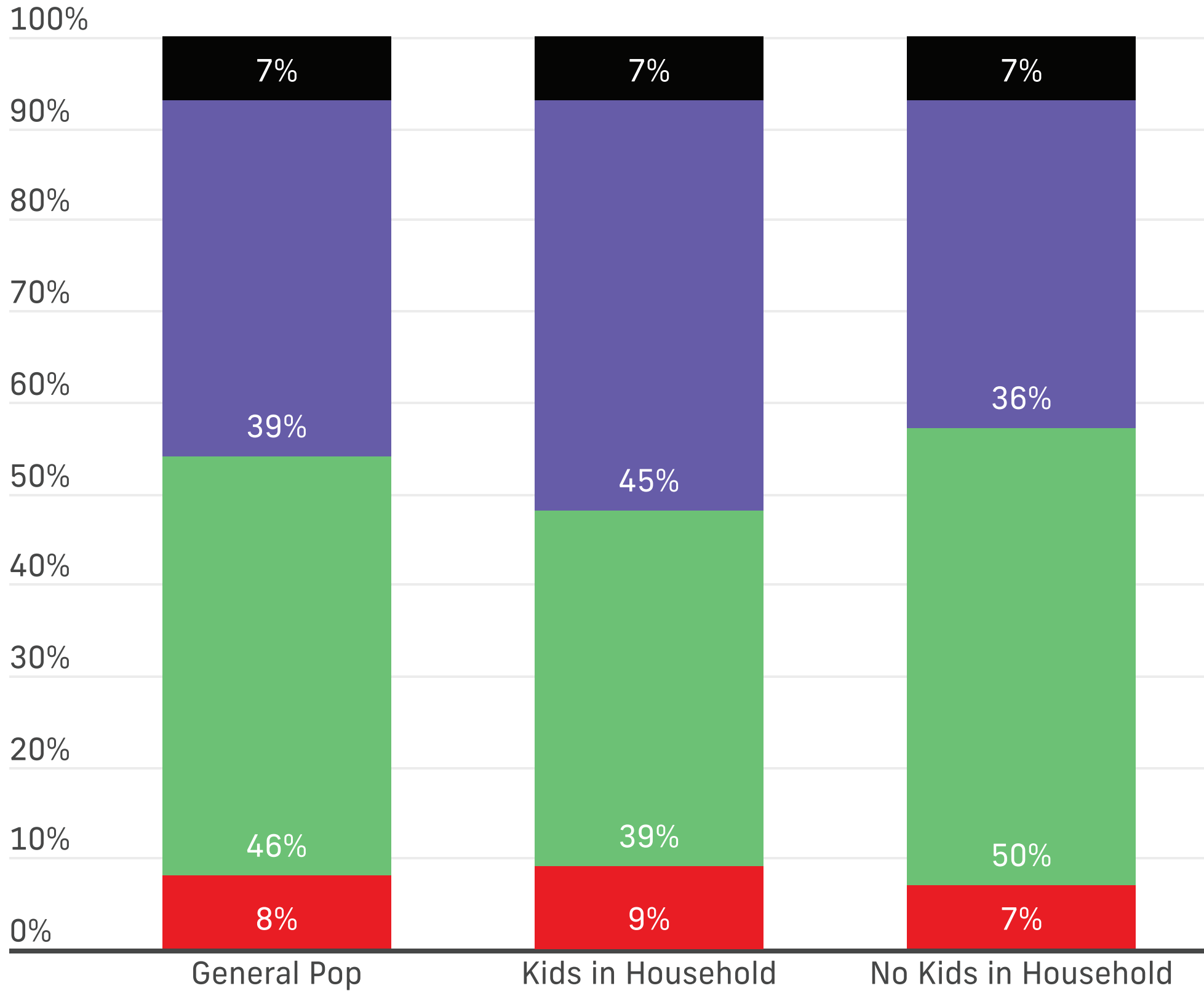
National - Back to School

Q: Do you think Canadian schools provide enough focus on Indigenous history and culture?
Q: Do you think Canadian schools provide enough instruction in both official languages, English and French?

Indigenous History & Culture



Instruction in English & French



— Yes, More Than Enough — About the Right Amount — Not Enough — Not Sure



LIAISON
STRATÉGIES

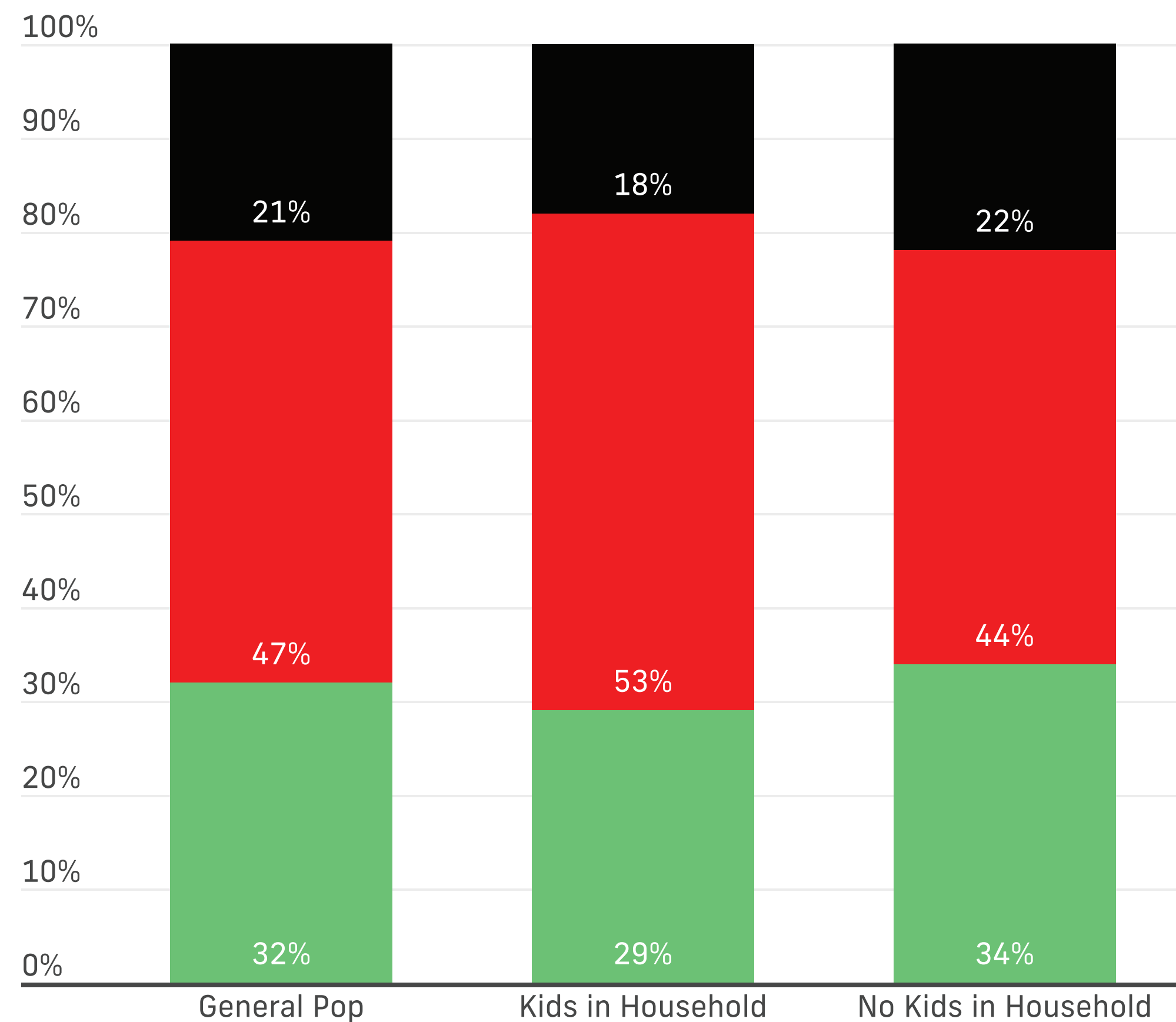


National - Back to School

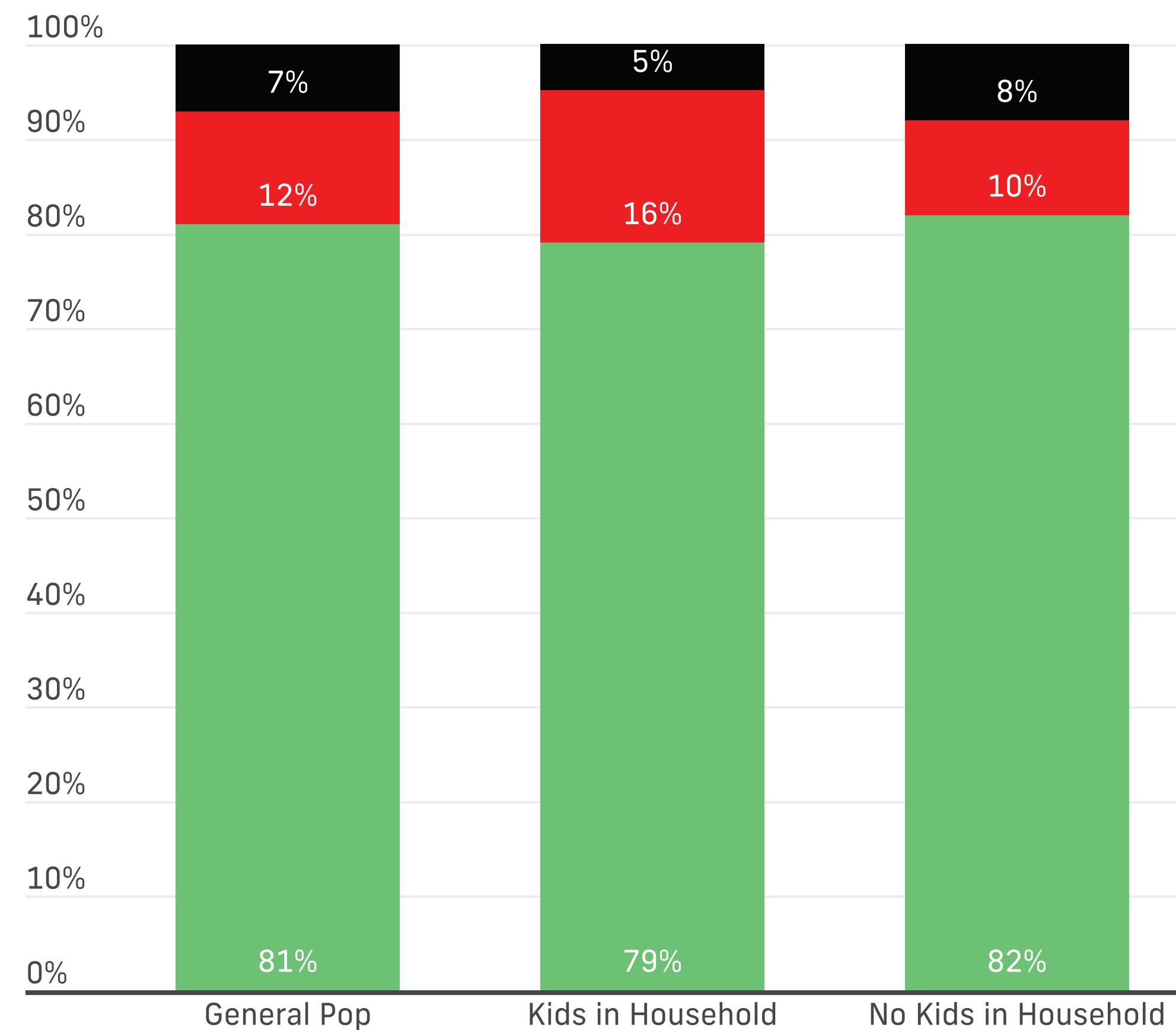
Q: Do You Support or Oppose Reducing the School Week to Four Days?

Q: Do You Support or Oppose Banning Cell Phones During the Schoolday?


Reducing the School Week to Four Days



Banning Cell Phones



— Support — Oppose — Not Sure



Back to School Tables

Q: Overall, how would you describe the quality of elementary and secondary education in Canada?

	All	Female	Male	Other	18-34	35-49	50-64	65+	ATL	QC	ON	MB/SK	AB	BC	Household with Kids	No Kids
Excellent	6%	6%	6%	3%	8%	4%	9%	3%	5%	6%	5%	7%	7%	8%	6%	6%
Good	28%	30%	26%	26%	23%	34%	27%	28%	32%	27%	30%	22%	25%	28%	27%	29%
Fair	39%	35%	44%	36%	42%	34%	39%	40%	35%	38%	38%	44%	44%	40%	40%	38%
Poor	21%	22%	19%	27%	22%	20%	19%	23%	24%	20%	22%	24%	17%	19%	21%	21%
Not Sure	6%	7%	5%	8%	5%	8%	6%	6%	5%	8%	5%	4%	8%	6%	6%	6%

Q: Thinking specifically about schools in your neighbourhood, how would you describe the quality of education?

	All	Female	Male	Other	18-34	35-49	50-64	65+	ATL	QC	ON	MB/SK	AB	BC	Household with Kids	No Kids
Excellent	13%	14%	13%	7%	14%	12%	15%	12%	18%	13%	13%	18%	10%	13%	11%	14%
Good	32%	35%	29%	34%	28%	36%	32%	32%	34%	31%	33%	28%	34%	33%	25%	36%
Fair	27%	24%	30%	24%	29%	26%	28%	26%	22%	27%	27%	30%	26%	28%	32%	25%
Poor	17%	17%	16%	20%	15%	16%	16%	20%	17%	17%	17%	16%	13%	17%	19%	15%
Not Sure	11%	9%	13%	15%	14%	9%	10%	10%	9%	12%	10%	9%	17%	9%	12%	10%

Q: How concerned are you about each of the following in schools in your community: Bullying

	All	Female	Male	Other	18-34	35-49	50-64	65+	ATL	QC	ON	MB/SK	AB	BC	Household with Kids	No Kids
Very Concerned	50%	55%	44%	61%	40%	53%	52%	58%	51%	54%	49%	55%	47%	49%	45%	53%
Somewhat Concerned	21%	16%	27%	10%	30%	21%	18%	15%	19%	25%	21%	15%	16%	24%	22%	21%
Not Very Concerned	16%	16%	17%	15%	19%	17%	15%	14%	19%	14%	17%	15%	22%	12%	18%	16%
Not At All Concerned	7%	7%	7%	7%	6%	4%	8%	9%	8%	4%	8%	7%	7%	6%	9%	6%
Not Sure	5%	5%	5%	6%	5%	4%	8%	4%	3%	2%	5%	7%	7%	9%	6%	5%

Q: How concerned are you about each of the following in schools in your community: Mental Health

	All	Female	Male	Other	18-34	35-49	50-64	65+	ATL	QC	ON	MB/SK	AB	BC	Household with Kids	No Kids
Very Concerned	42%	45%	39%	46%	49%	46%	42%	31%	37%	42%	41%	44%	50%	41%	46%	40%
Somewhat Concerned	34%	34%	33%	38%	25%	33%	38%	41%	43%	33%	32%	37%	37%	32%	31%	35%
Somewhat Not Very Concerned	13%	11%	15%	5%	13%	11%	12%	14%	15%	13%	15%	6%	6%	11%	12%	13%
Not At All Concerned	8%	7%	10%	9%	10%	8%	5%	11%	4%	8%	9%	12%	5%	9%	8%	8%
Not Sure	3%	3%	3%	2%	3%	3%	3%	3%	2%	3%	3%	1%	2%	7%	3%	3%

Q: How concerned are you about each of the following in schools in your community: Funding Shortages

	All	Female	Male	Other	18-34	35-49	50-64	65+	ATL	QC	ON	MB/SK	AB	BC	Household with Kids	No Kids
Very Concerned	27%	27%	27%	23%	27%	23%	27%	30%	31%	29%	28%	22%	15%	27%	26%	27%
Somewhat Concerned	47%	48%	46%	44%	48%	47%	50%	41%	43%	47%	45%	54%	55%	44%	47%	47%
Not Very Concerned	12%	12%	12%	17%	9%	14%	11%	15%	14%	12%	13%	10%	11%	13%	11%	13%
Not At All Concerned	11%	11%	11%	12%	13%	11%	9%	12%	11%	10%	10%	8%	18%	14%	12%	11%
Not Sure	3%	2%	3%	3%	3%	4%	2%	1%	2%	1%	4%	5%	2%	1%	4%	2%

Do you think Canadian schools provide enough focus on Indigenous history and culture?

	All	Female	Male	Other	18-34	35-49	50-64	65+	ATL	QC	ON	MB/SK	AB	BC	Household with Kids	No Kids
Yes, More Than Enough	14%	9%	19%	16%	16%	14%	14%	14%	12%	11%	15%	16%	14%	18%	13%	15%
About the Right Amount	37%	37%	37%	32%	37%	34%	36%	39%	46%	34%	38%	31%	37%	34%	36%	37%
Not Enough	35%	41%	30%	31%	32%	39%	37%	33%	23%	37%	34%	42%	39%	35%	36%	35%
Not Sure	14%	13%	14%	20%	15%	13%	13%	14%	19%	19%	12%	11%	10%	13%	14%	14%

Do you think Canadian schools provide enough instruction in both official languages, English and French?

	All	Female	Male	Other	18-34	35-49	50-64	65+	ATL	QC	ON	MB/SK	AB	BC	Household with Kids	No Kids
Yes, More Than Enough	8%	10%	6%	9%	8%	10%	6%	8%	11%	17%	5%	2%	4%	6%	9%	7%
About the Right Amount	46%	44%	49%	46%	45%	47%	48%	45%	44%	41%	47%	48%	53%	48%	39%	50%
Not Enough	39%	42%	36%	37%	40%	37%	38%	39%	35%	33%	44%	35%	36%	40%	45%	36%
Not Sure	7%	5%	9%	8%	7%	6%	8%	8%	10%	9%	5%	15%	7%	6%	7%	7%

Do You Support or Oppose Reducing the School Week to Four Days?

	All	Female	Male	Other	18-34	35-49	50-64	65+	ATL	QC	ON	MB/SK	AB	BC	Household with Kids	No Kids
Support	32%	32%	33%	26%	31%	34%	31%	33%	31%	29%	32%	33%	38%	34%	29%	34%
Oppose	47%	47%	46%	61%	51%	44%	51%	42%	51%	51%	45%	43%	42%	51%	53%	44%
Not Sure	21%	21%	21%	13%	18%	22%	18%	25%	18%	20%	23%	24%	21%	15%	18%	22%

Q: Do You Support or Oppose Banning Cell Phones During the Schoolday?

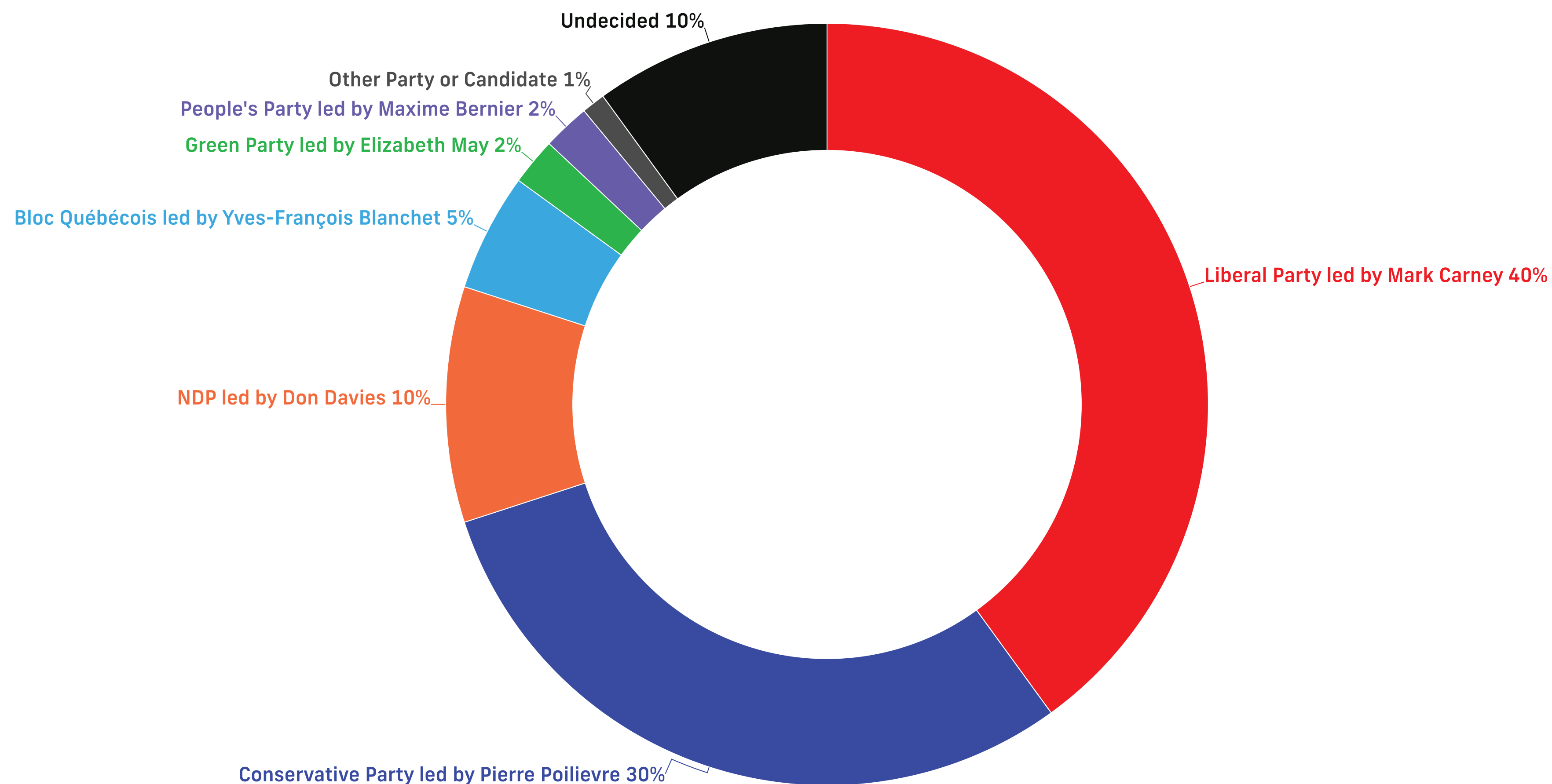
	All	Female	Male	Other	18-34	35-49	50-64	65+	ATL	QC	ON	MB/SK	AB	BC	Household with Kids	No Kids
Support	81%	82%	81%	76%	77%	83%	82%	84%	83%	84%	82%	82%	75%	80%	79%	82%
Oppose	12%	12%	12%	14%	17%	11%	10%	10%	14%	10%	12%	11%	12%	14%	16%	10%
Not Sure	7%	6%	7%	10%	7%	6%	8%	6%	3%	6%	6%	7%	14%	6%	5%	8%

Federal Tracking



Voting Intent - National

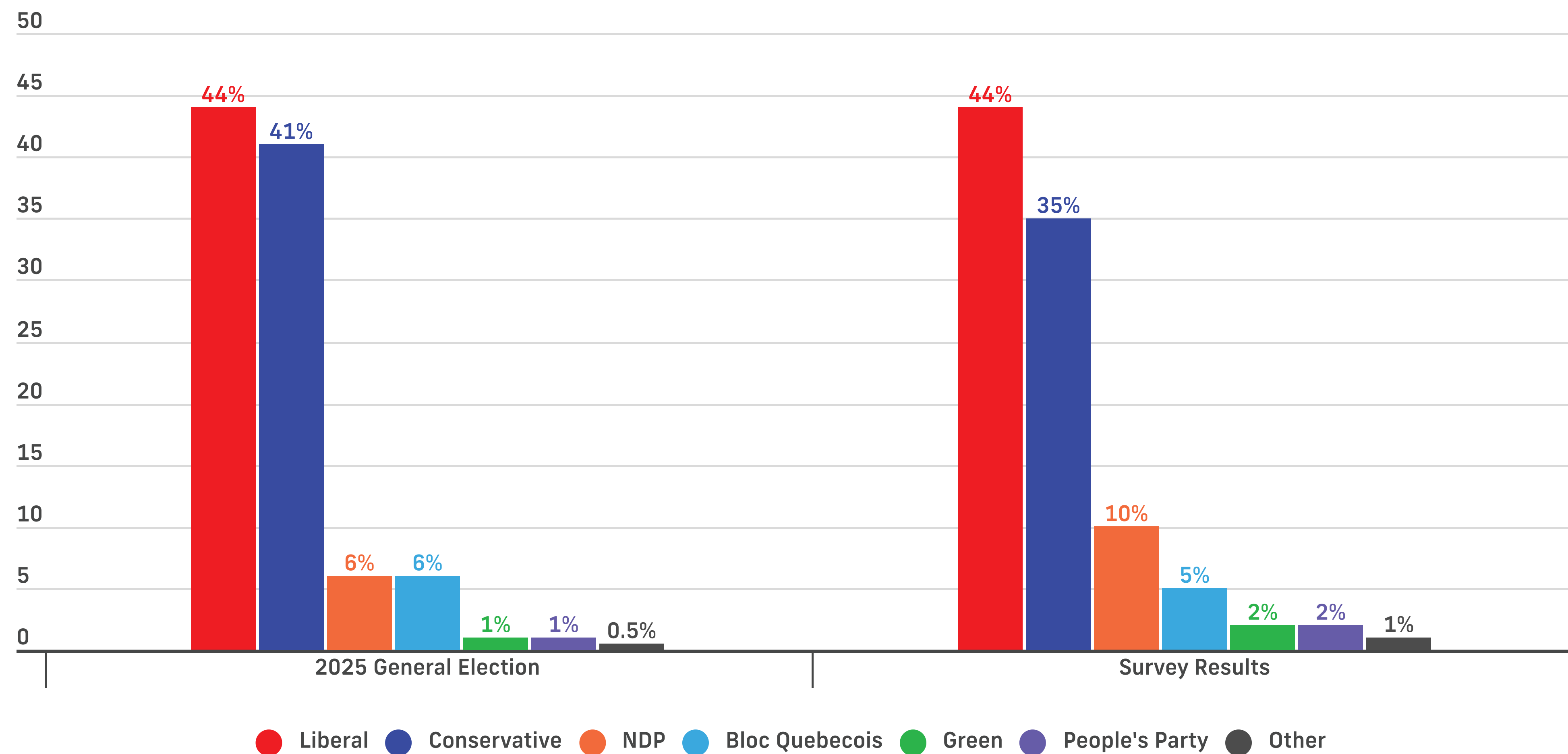
Q: If a Federal Election were held today, which party would you vote for?





Voting Intent - Federal - Decided & Leaning Only

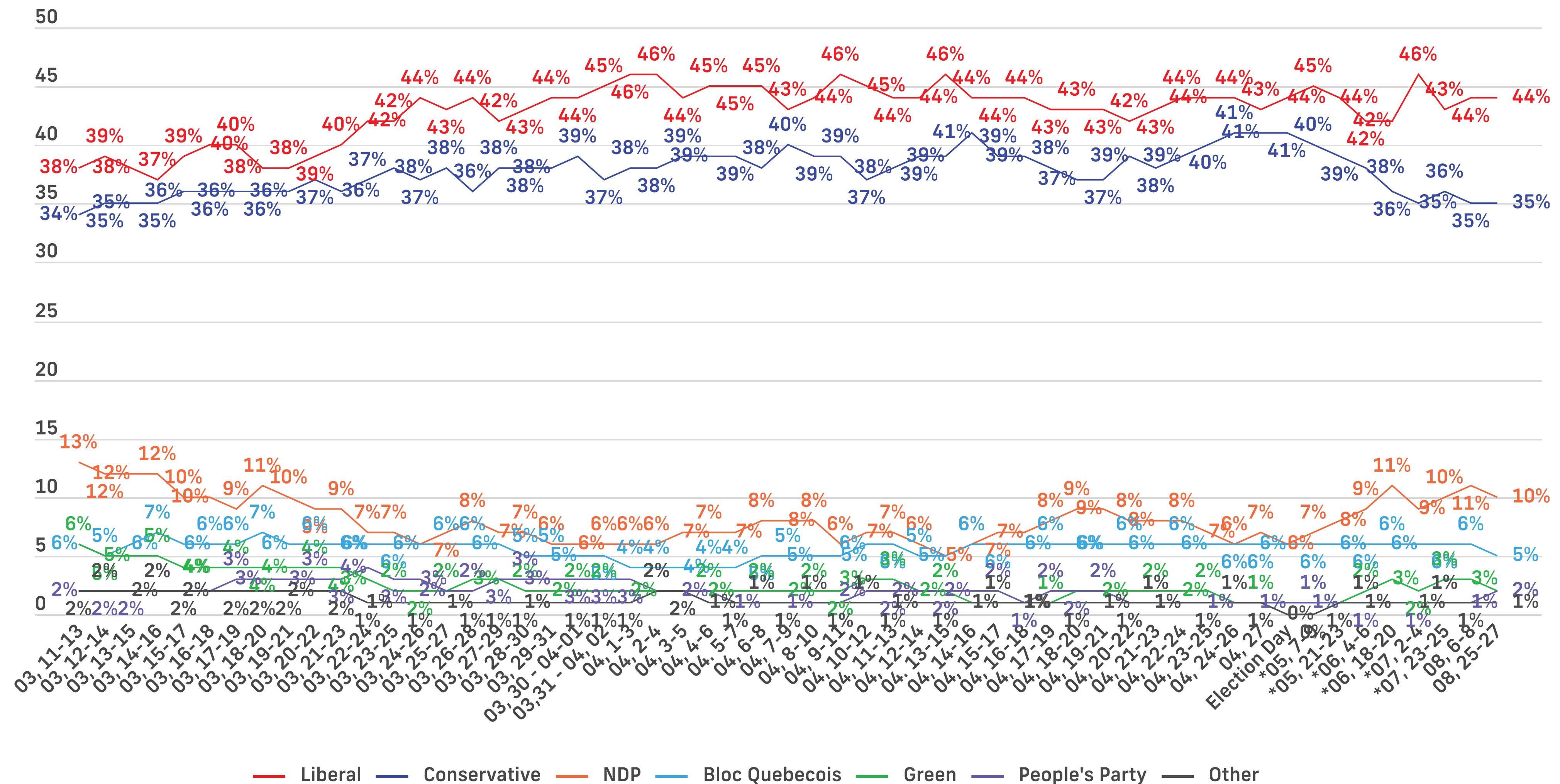
*Q: If a Federal Election were held today, which party would you vote for?
& (Undecided Only): And which party are you leaning towards?*





Voting Intent - National - Decided & Leaning Only

*Q: If a Federal Election were held today, which party would you vote for?
& (Undecided Only): And which party are you leaning towards?*

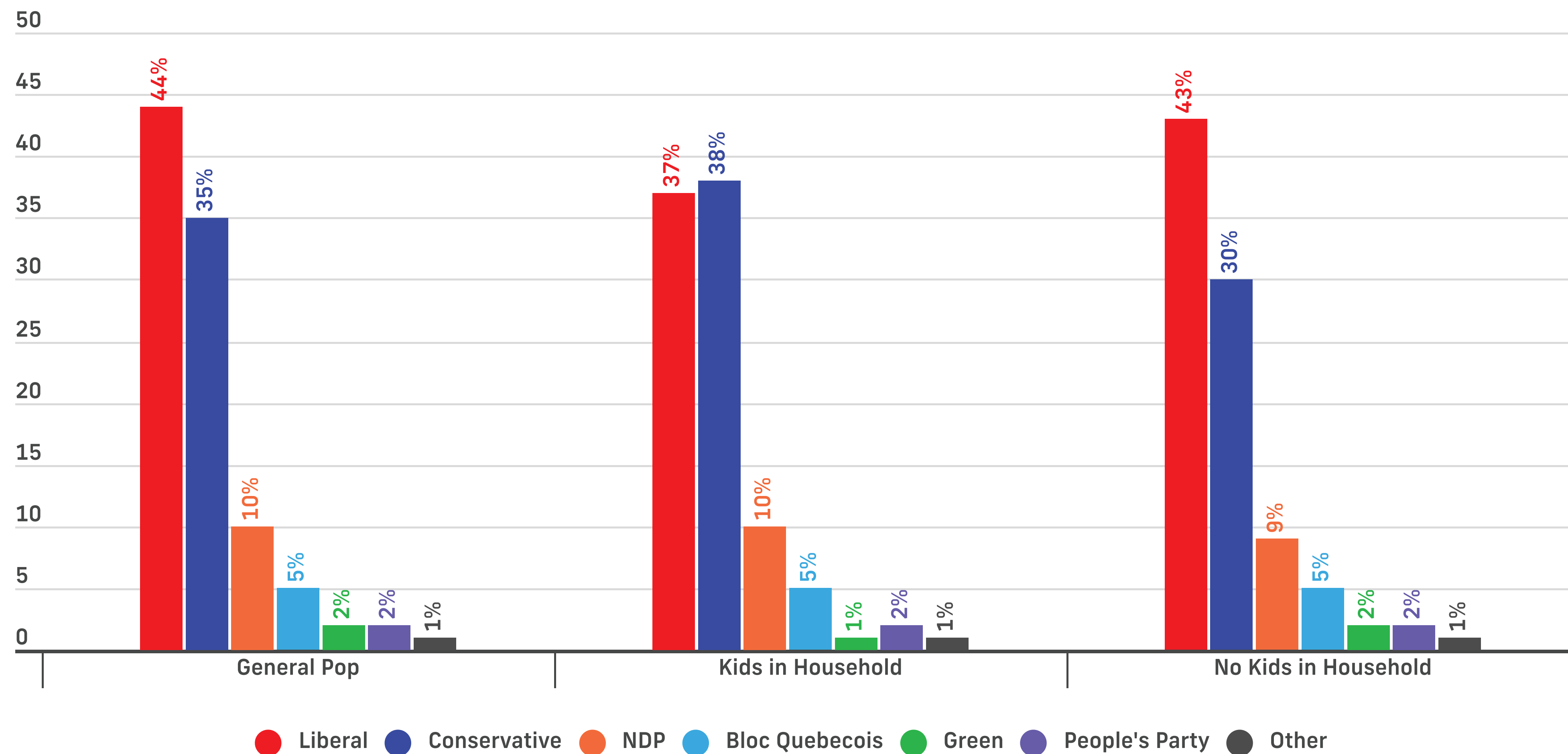


*Liaison National Omnibus



Voting Intent - Federal - Household Composition

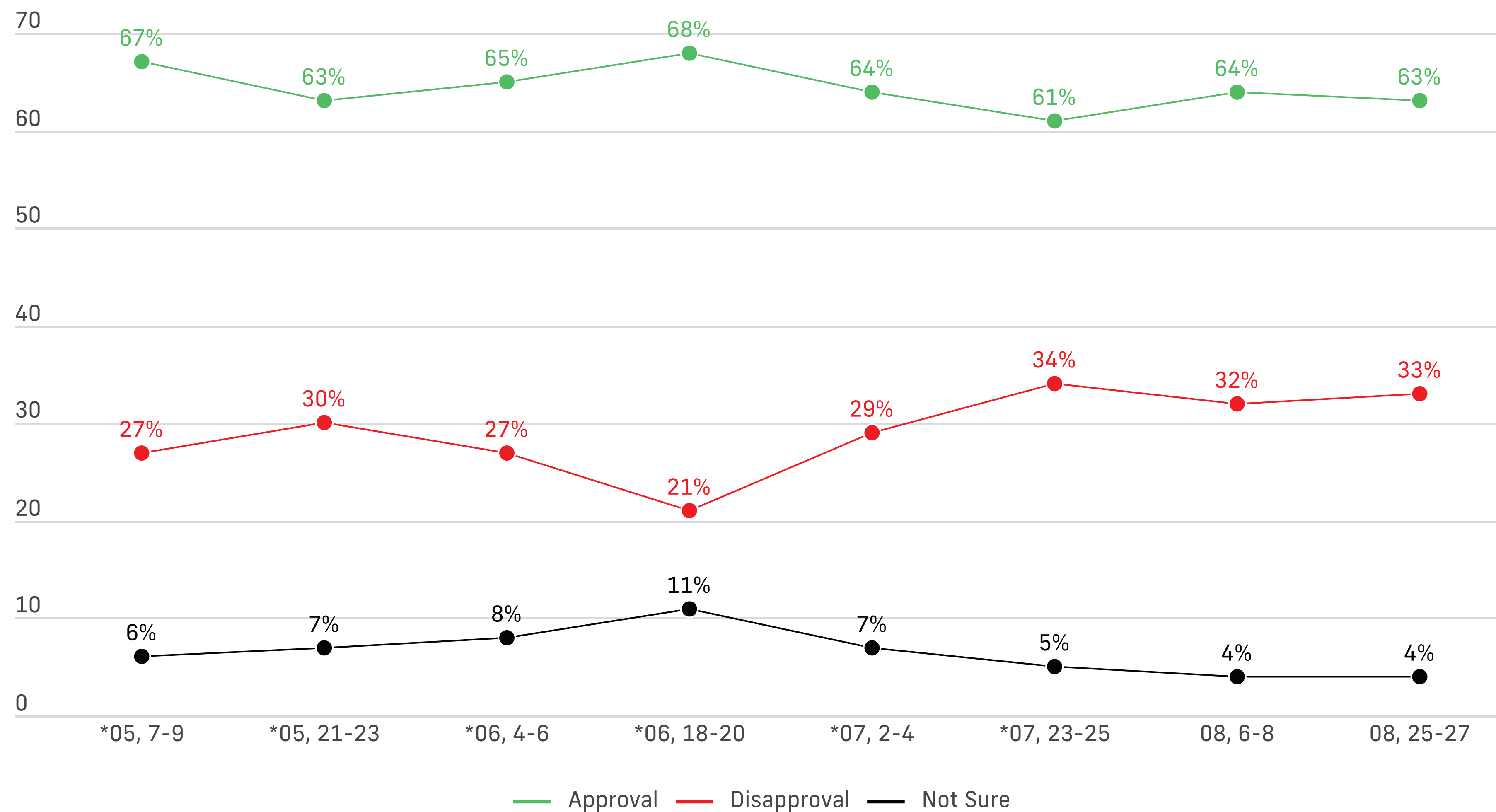
*Q: If a Federal Election were held today, which party would you vote for?
& (Undecided Only): And which party are you leaning towards?*





Approval of Mark Carney - National

Q: Do you approve or disapprove of the job Mark Carney is doing as Prime Minister of Canada?



*Liaison National Omnibus



Voting Intent - National

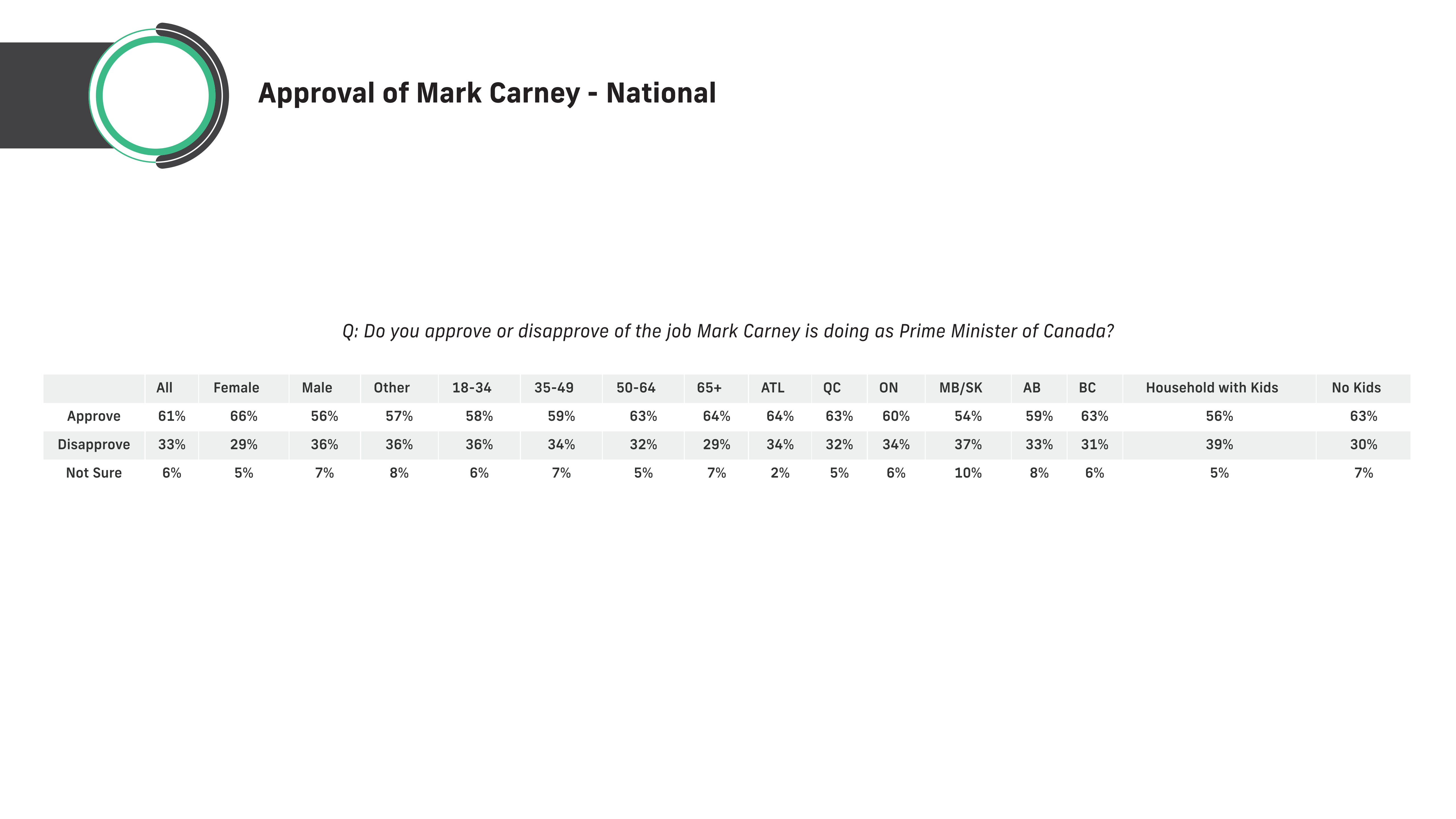
*Q: If a Federal Election were held today, which party would you vote for?
Undecided Only: And which party are you leaning towards?*

All Voters


	All	Female	Male	Other	18-34	35-49	50-64	65+	ATL	QC	ON	MB/SK	AB	BC	Household with Kids	No Kids
Liberal Party led by Mark Carney	40%	43%	37%	41%	40%	36%	44%	39%	53%	42%	43%	28%	28%	37%	36%	42%
Conservative Party led by Pierre Poilievre	30%	31%	29%	27%	36%	34%	24%	25%	18%	18%	31%	43%	45%	33%	38%	29%
NDP led by Don Davies	10%	9%	12%	8%	10%	11%	8%	11%	9%	6%	11%	11%	8%	15%	9%	9%
Bloc Québécois led by Yves-François Blanchet	5%	4%	8%	0%	3%	6%	5%	7%	-	23%	-	-	-	-	5%	5%
Green Party led by Elizabeth May	2%	2%	2%	8%	2%	2%	2%	3%	4%	0%	3%	5%	2%	3%	1%	2%
People's Party led by Maxime Bernier	2%	2%	1%	1%	1%	1%	2%	3%	2%	0%	2%	2%	3%	2%	1%	2%
Other Party or Candidate	1%	1%	2%	1%	0%	2%	1%	0%	3%	0%	1%	0%	2%	1%	1%	1%
Undecided	10%	10%	9%	14%	6%	7%	13%	13%	10%	9%	9%	11%	14%	9%	9%	10%
Sample (Unweighted)	1000	490	463	47	265	242	254	239	70	229	386	71	110	134	322	678
Weighted	1000	488	464	48	267	242	255	236	67	231	387	65	111	139	322	678

Decided & Leaning

	All	Female	Male	Other	18-34	35-49	50-64	65+	ATL	QC	ON	MB/SK	AB	BC	Household with Kids	No Kids
Liberal Party led by Mark Carney	44%	47%	41%	51%	46%	39%	47%	45%	59%	47%	47%	31%	32%	41%	37%	43%
Conservative Party led by Pierre Poilievre	35%	36%	34%	32%	38%	39%	32%	30%	23%	22%	36%	48%	53%	38%	38%	30%
NDP led by Don Davies	10%	9%	12%	8%	9%	12%	9%	11%	10%	6%	11%	12%	9%	16%	10%	9%
Bloc Québécois led by Yves-François Blanchet	5%	3%	8%	0%	4%	6%	6%	7%	-	23%	-	-	-	-	5%	5%
Green Party led by Elizabeth May	2%	2%	2%	6%	1%	2%	3%	3%	3%	0%	3%	5%	1%	3%	1%	2%
People's Party led by Maxime Bernier	2%	3%	1%	1%	2%	1%	2%	3%	2%	0%	2%	4%	3%	2%	2%	2%
Other Party or Candidate	1%	1%	2%	1%	0%	2%	2%	1%	3%	1%	1%	0%	2%	1%	1%	1%
Sample (Unweighted)	931	455	431	45	256	226	231	218	66	210	356	69	99	131	310	621
Weighted	931	450	426	55	258	229	229	215	65	213	353	68	97	135	301	630



GET IN TOUCH



+1 416-483-2335



liaison.ca



2586A Yonge Street, Suite 2B
Toronto, Ontario, Canada

