



NATIONAL

National Survey for the **National Ethnic Press
and Media Council of Canada**

Field Date: September 19-21, 2025
Release Date: September 24, 2025

2025 Election Accuracy

Ontario Election	Federal Election
1. Liaison	1. Mainstreet
2. Mainstreet	2. Liaison
3. Innovative	3. Angus Reid
4. Research Co.	4. Cardinal*
5. Forum	5. Nanos
6. Abacus	6. Research Co.
7. Pallas	7. Pallas
8. Leger	8. Leger
9. Nanos	9. Forum
10. Ipsos	10. Ipsos
11. Relay	11. Abacus



Consistently
Accurate.

Most accurate polling firm of
the 2025 Ontario Election &
2nd most accurate polling firm
of the 2025 Canadian Election.

*Fieldwork conducted outside the seven days leading up to election day.



Liaison surveyed a random sample of 1,000 Canadians through Interactive Voice Recording (IVR) from September 19-21, 2025

Responses were weighted using demographic and geographic information to targets based on the 2021 Census.

The margin of error for survey results is ± 3.09 percentage points, 19 times out of 20 for the total. Margin of error is higher for sub samples.

Results may not add up to 100 due to rounding.

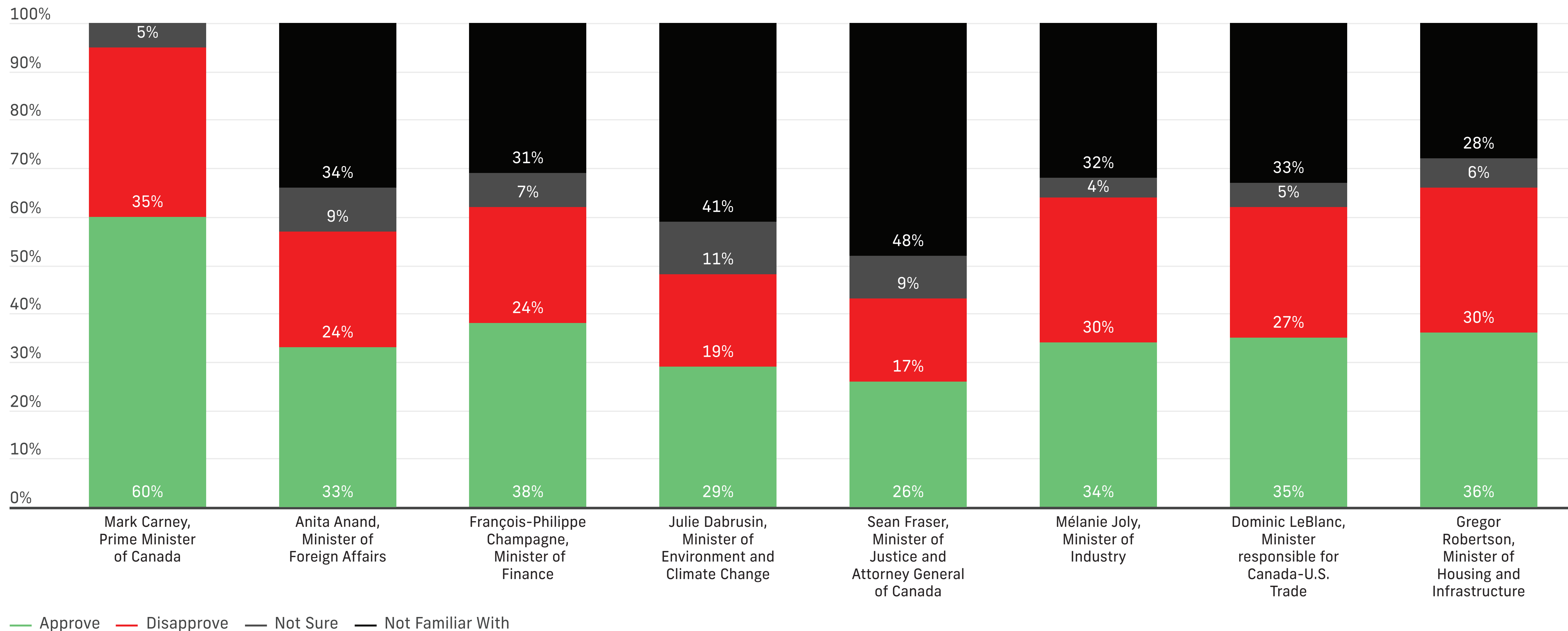
Back to Parliament



National - Approval Ratings for Selected Cabinet Ministers

Q: Do you approve or disapprove of the job Mark Carney is doing as Prime Minister of Canada?

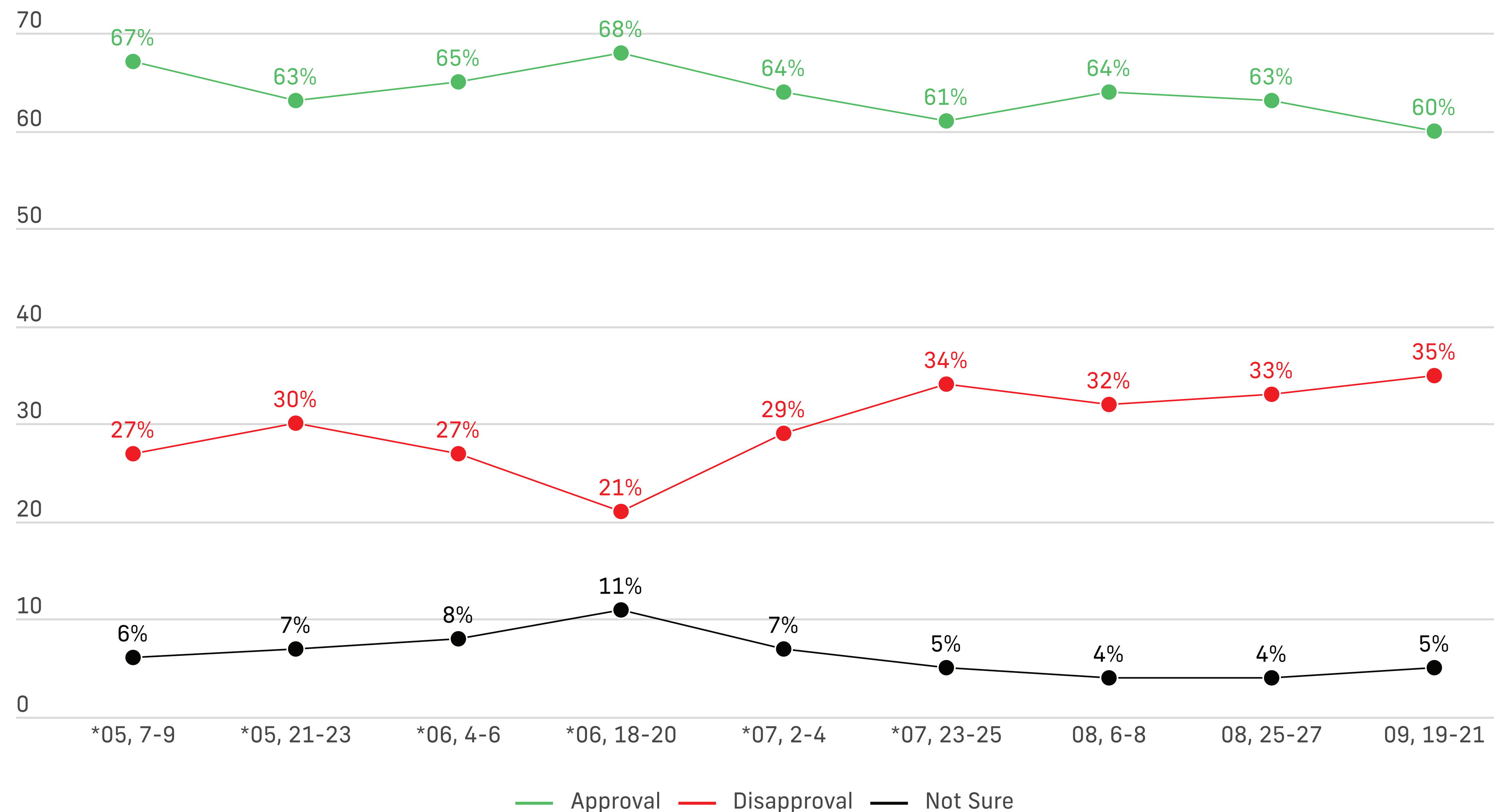
Q: Do you approve or disapprove of the job *NAME* is doing as Canada's Minister of *MINISTRY*?






Approval of Mark Carney - National

Q: Do you approve or disapprove of the job Mark Carney is doing as Prime Minister of Canada?

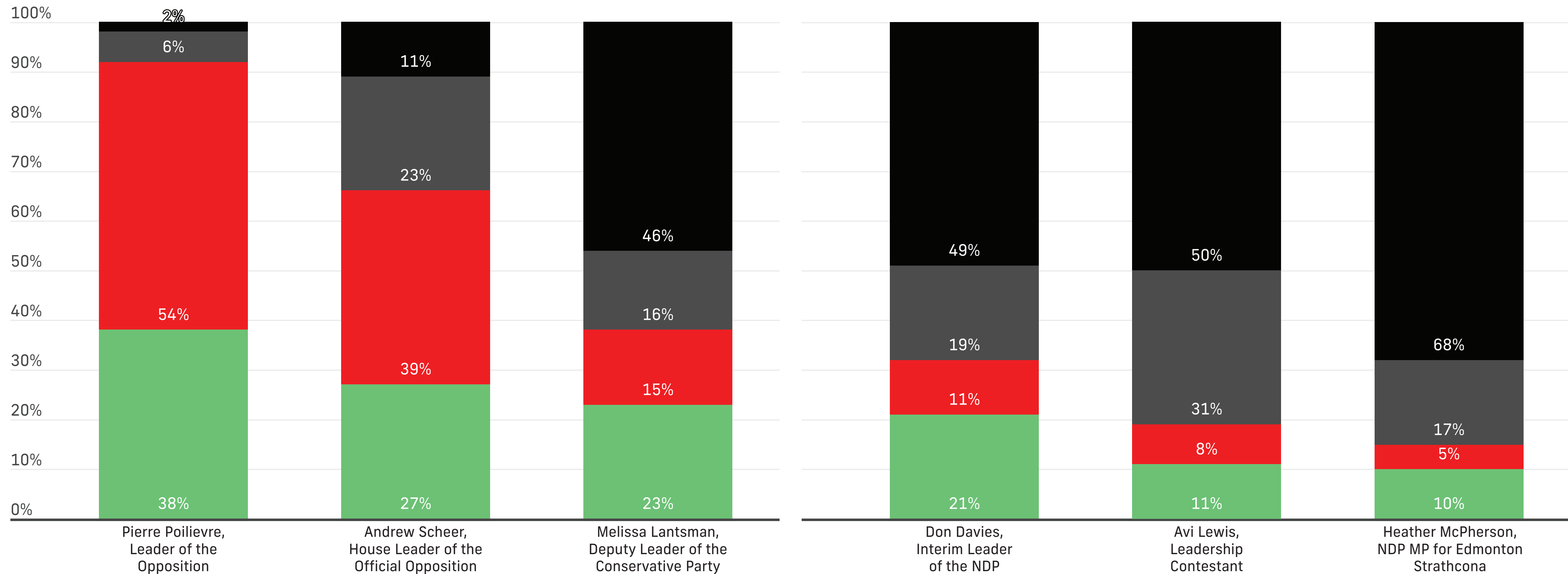


*Liaison National Omnibus



National - Favourability Ratings, Conservative & NDP Politicians

*Q: Do you have a favourable or unfavourable opinion of *NAME*?*

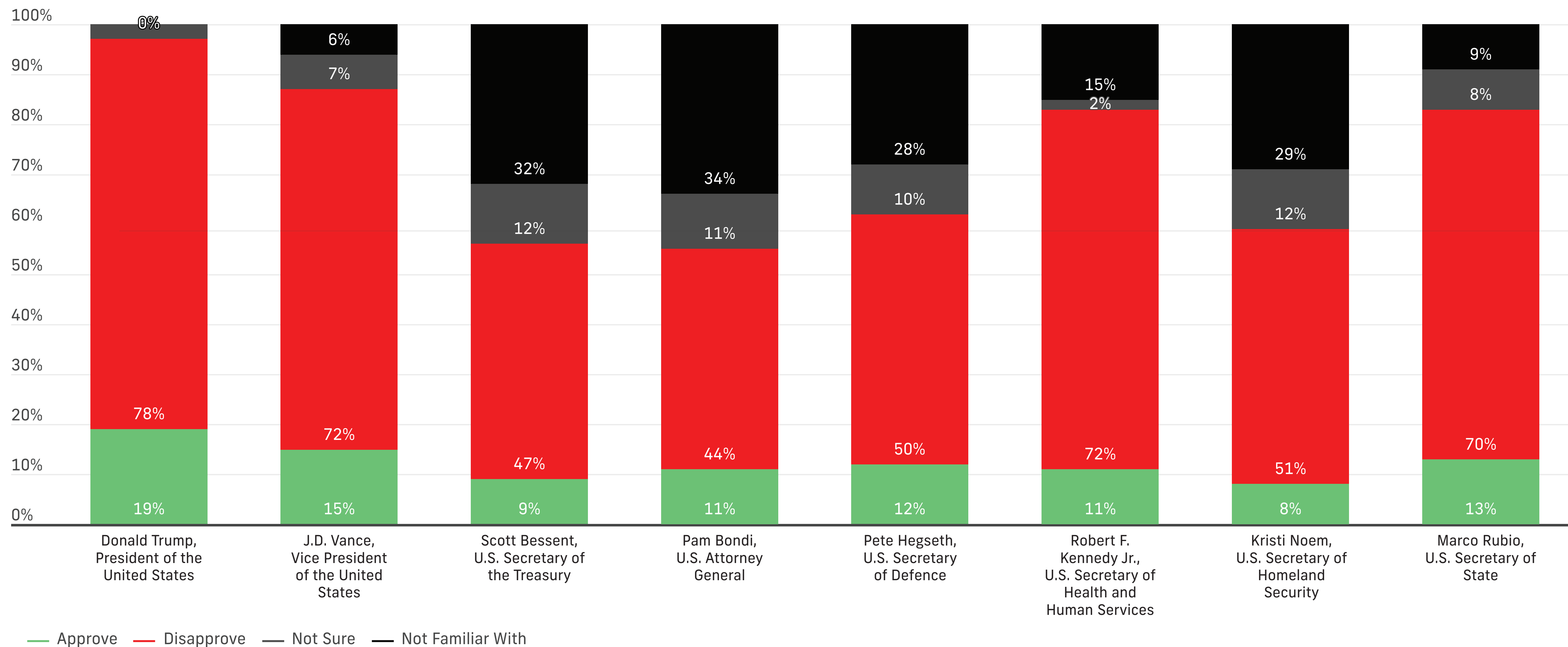




National - Approval Rating - US President & Cabinet

Q: Do you approve or disapprove of the job Donald Trump is doing as President of the United States?

*Q: Do you approve or disapprove of the job *NAME* is doing as U.S. *Title*?*



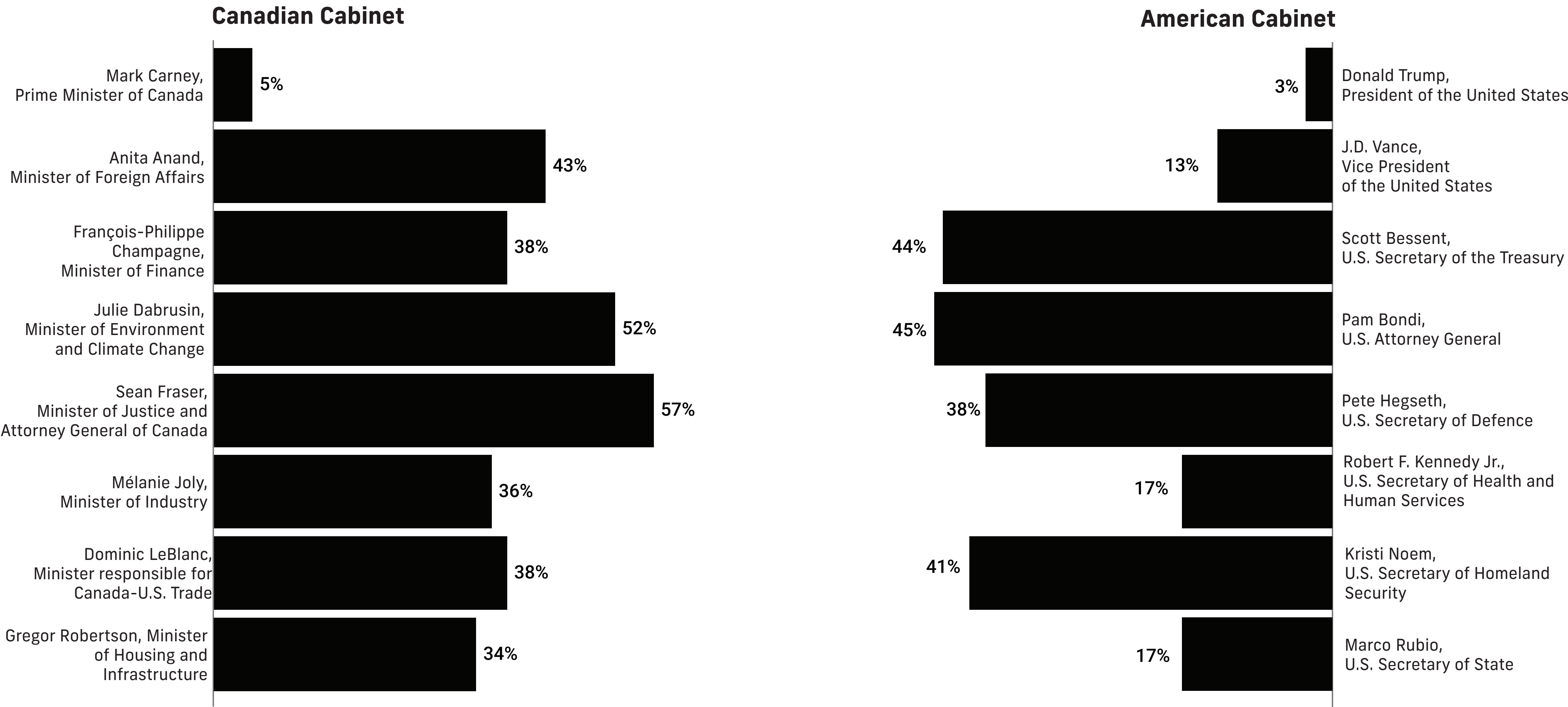



National - Not Sure/Not Familiar for Canadian and U.S. Cabinet

Average Not Sure/Not Familiar Score for Selected Canadian Ministers: 43%

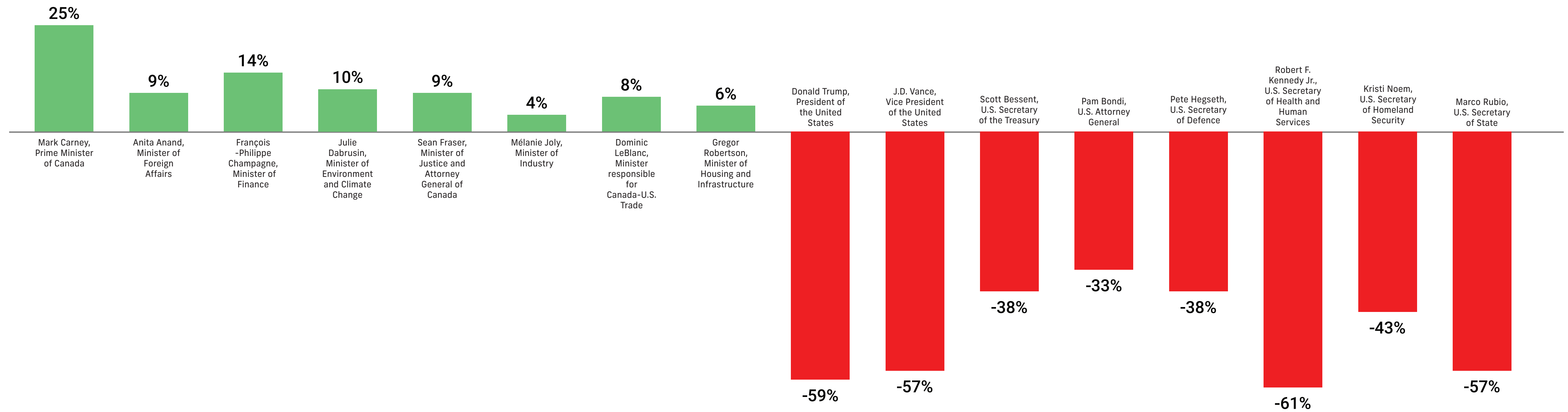
Average Not Sure/Not Familiar Score for Selected U.S. Cabinet: 34%


(Excluding PM Carney and President Trump)



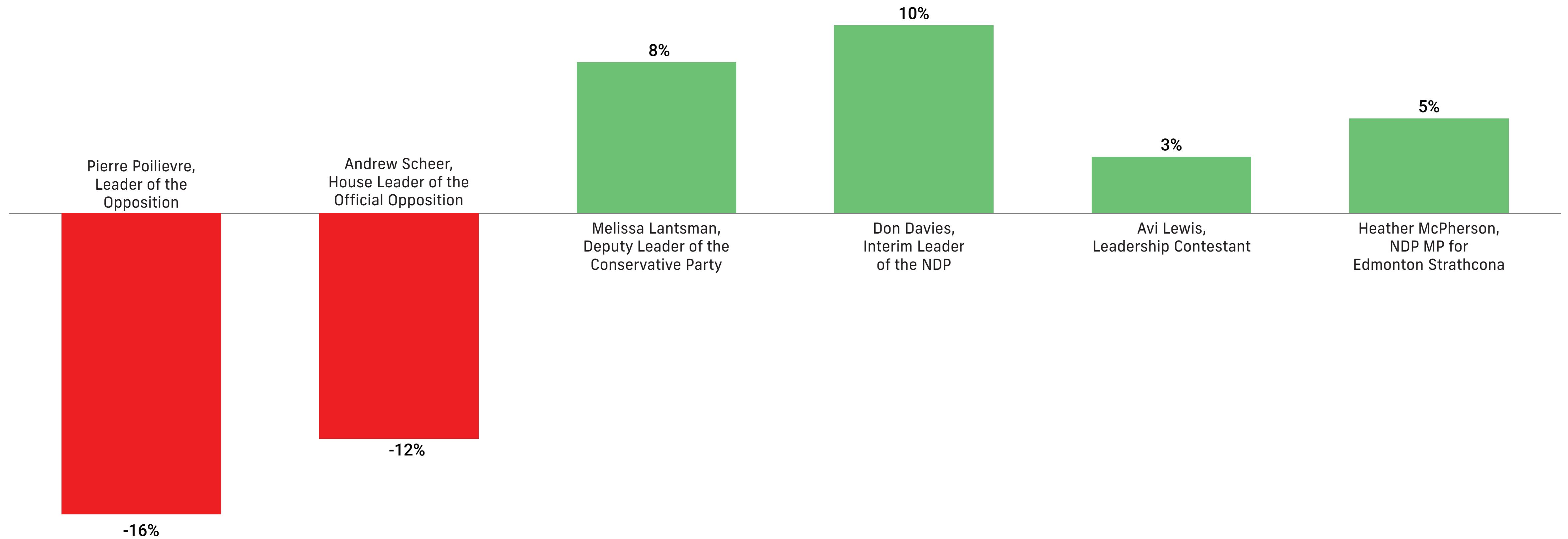


National - Net Approval Ratings - US President & Cabinet





National - Net Favourability Ratings - Conservatives and NDP

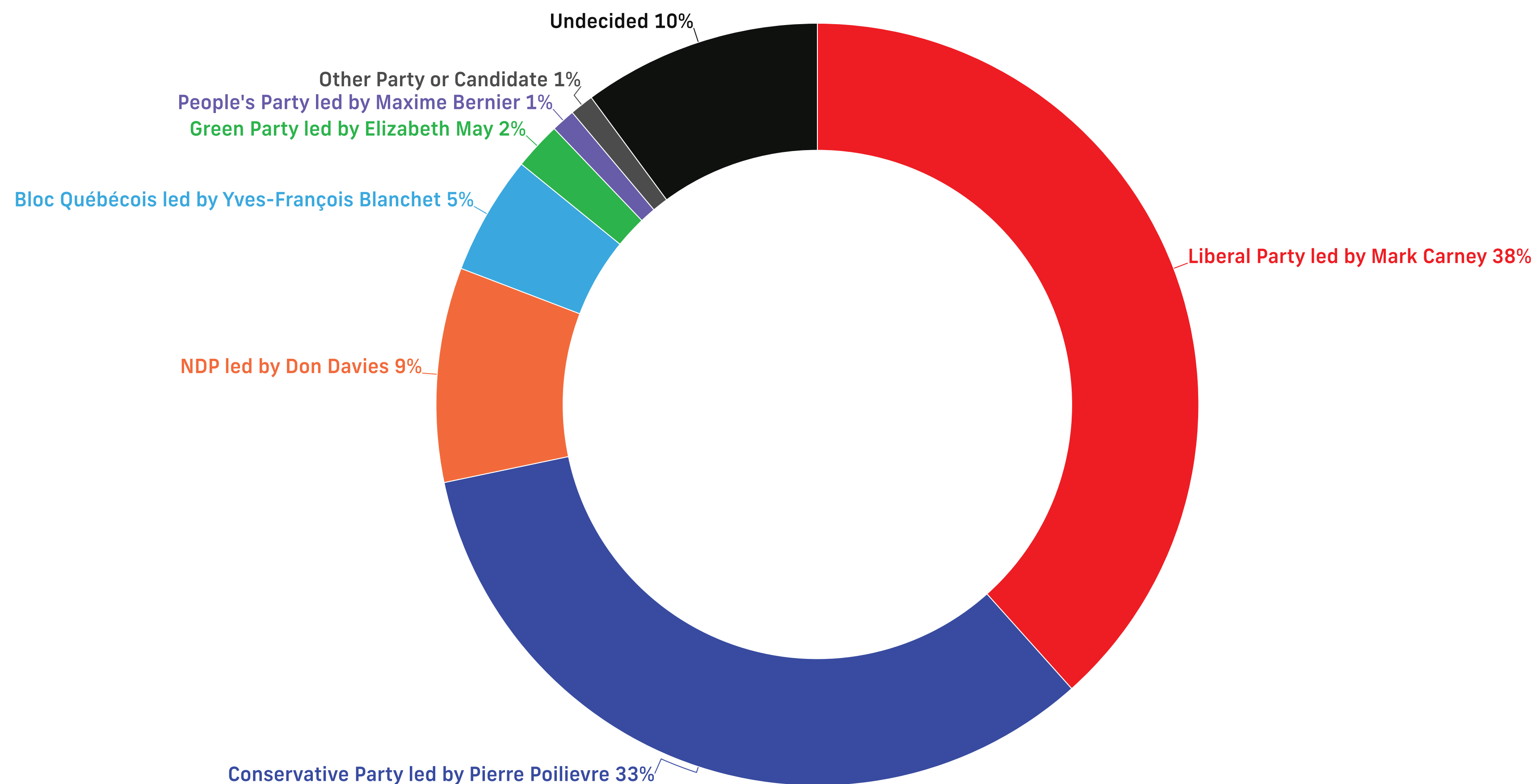


Federal Tracking



Voting Intent - National

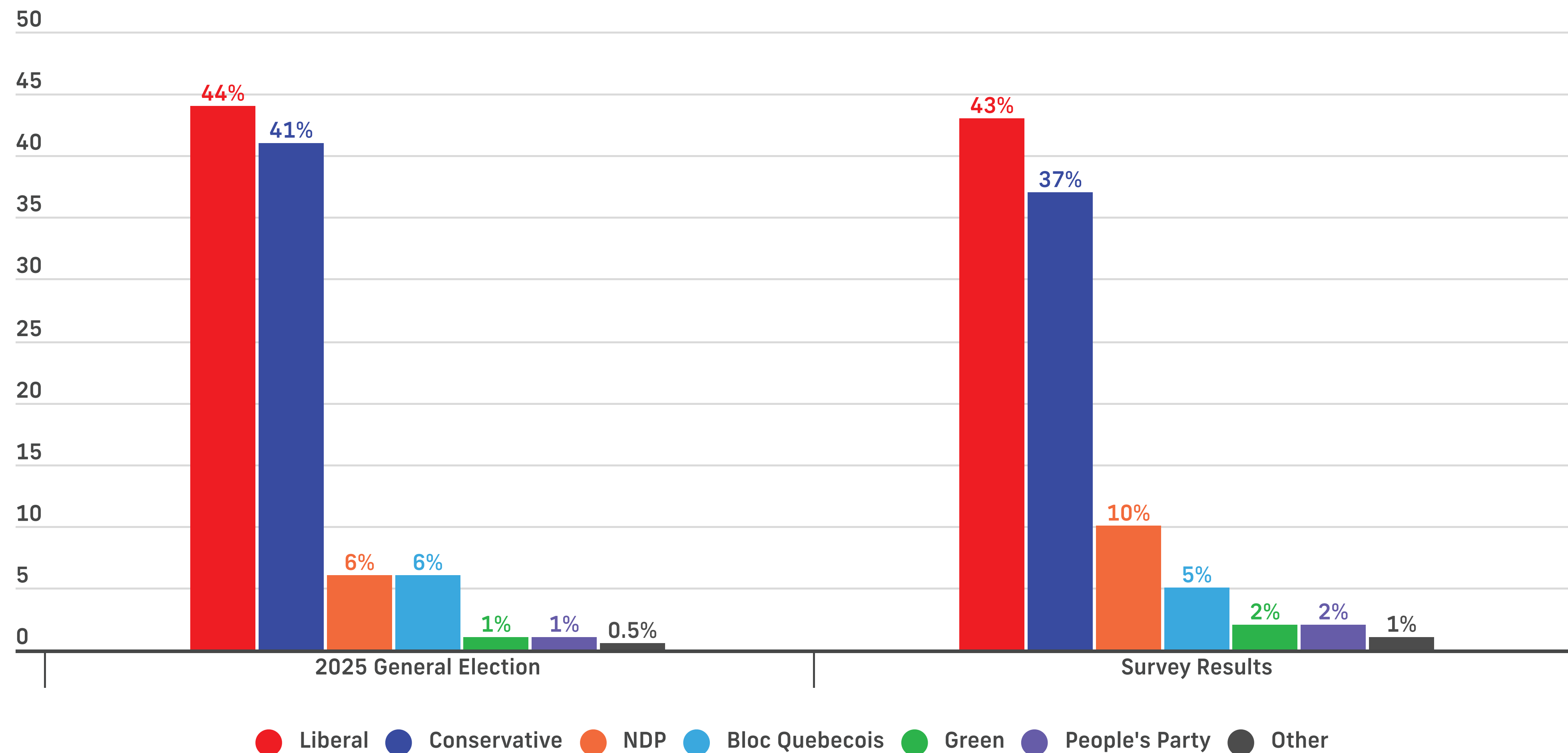
Q: If a Federal Election were held today, which party would you vote for?





Voting Intent - Federal - Decided & Leaning Only

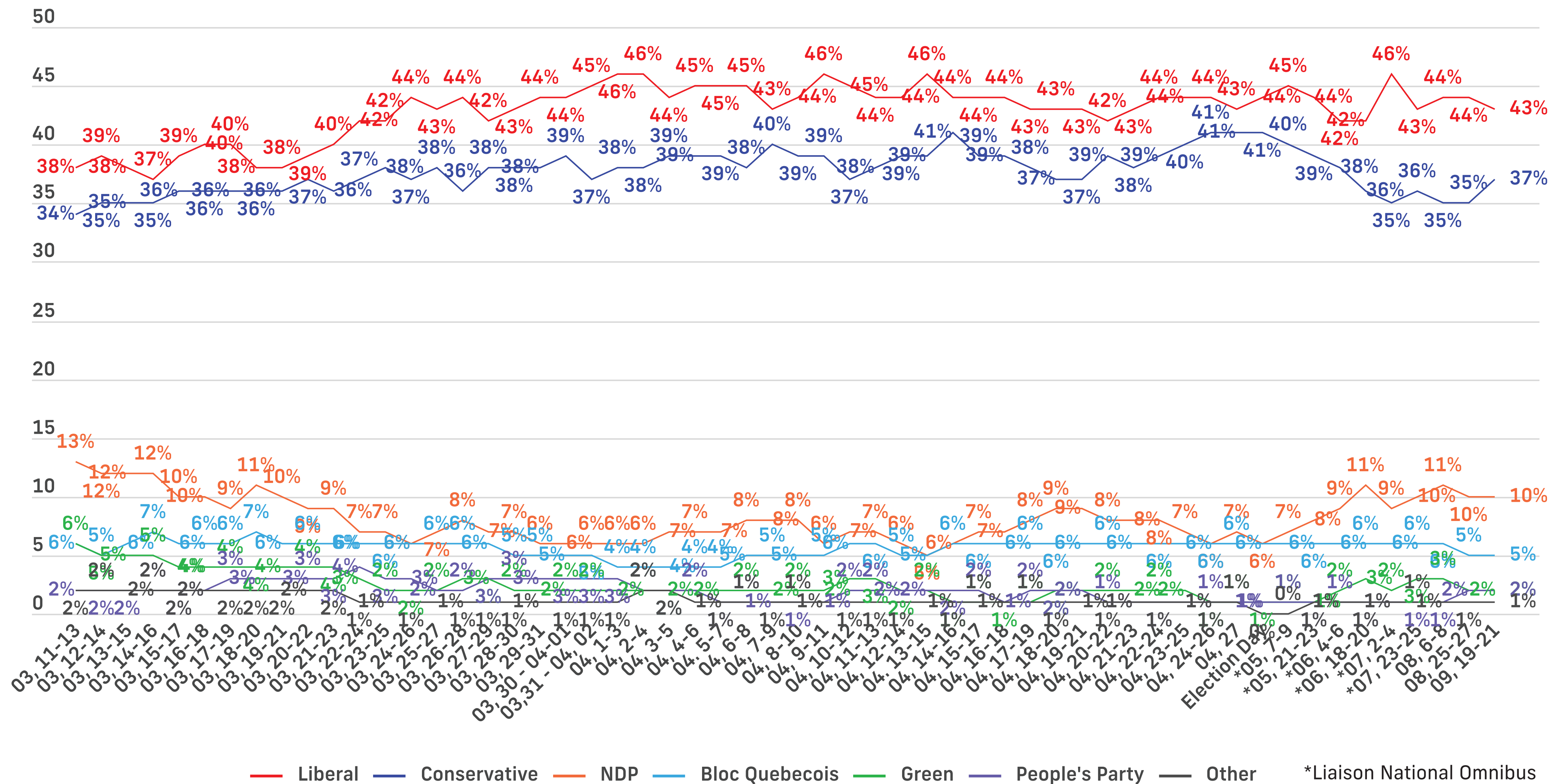
*Q: If a Federal Election were held today, which party would you vote for?
& (Undecided Only): And which party are you leaning towards?*





Voting Intent - National - Decided & Leaning Only

Q: If a Federal Election were held today, which party would you vote for?
& (Undecided Only): And which party are you leaning towards?





Voting Intent - National

*Q: If a Federal Election were held today, which party would you vote for?
Undecided Only: And which party are you leaning towards?*

All Voters


	All	Female	Male	Other	18-34	35-49	50-64	65+	ATL	QC	ON	MB/SK	AB	BC
Liberal Party led by Mark Carney	38%	41%	35%	41%	42%	34%	38%	38%	43%	38%	42%	29%	29%	37%
Conservative Party led by Pierre Poilievre	33%	34%	34%	28%	36%	37%	31%	30%	30%	25%	34%	45%	45%	34%
NDP led by Don Davies	9%	8%	11%	8%	9%	12%	8%	9%	8%	6%	9%	10%	8%	15%
Bloc Québécois led by Yves-François Blanchet	5%	3%	7%	0%	3%	5%	5%	7%	-	21%	-	-	-	-
Green Party led by Elizabeth May	2%	2%	1%	6%	1%	2%	2%	3%	3%	0%	2%	5%	1%	2%
People's Party led by Maxime Bernier	1%	1%	2%	0%	1%	2%	2%	2%	1%	1%	1%	1%	2%	3%
Other Party or Candidate	1%	1%	1%	2%	0%	1%	1%	1%	3%	0%	1%	1%	3%	0%
Undecided	10%	10%	10%	14%	7%	7%	13%	12%	11%	9%	10%	10%	13%	8%
Sample (Unweighted)	1000	490	460	50	265	240	257	238	65	230	389	67	109	140
Weighted	1000	488	464	48	267	242	255	236	67	231	387	64	111	139

Decided & Leaning

	All	Female	Male	Other	18-34	35-49	50-64	65+	ATL	QC	ON	MB/SK	AB	BC
Liberal Party led by Mark Carney	43%	45%	40%	51%	46%	36%	45%	44%	48%	43%	47%	31%	34%	41%
Conservative Party led by Pierre Poilievre	37%	38%	37%	31%	39%	40%	35%	33%	34%	26%	38%	48%	51%	38%
NDP led by Don Davies	10%	9%	12%	9%	9%	13%	9%	10%	9%	6%	10%	12%	10%	16%
Bloc Québécois led by Yves-François Blanchet	5%	3%	8%	0%	4%	5%	6%	7%	-	23%	-	-	-	-
Green Party led by Elizabeth May	2%	2%	1%	7%	1%	2%	2%	3%	3%	0%	2%	5%	1%	2%
People's Party led by Maxime Bernier	2%	2%	2%	0%	2%	2%	2%	2%	2%	1%	1%	3%	2%	3%
Other Party or Candidate	1%	2%	1%	2%	0%	2%	2%	2%	4%	1%	1%	1%	3%	0%
Sample (Unweighted)	926	452	425	49	256	227	227	216	60	222	353	63	97	131
Weighted	926	454	427	45	254	227	227	218	60	220	353	63	98	132



GET IN TOUCH



+1 416-483-2335



liaison.ca



2586A Yonge Street, Suite 2B
Toronto, Ontario, Canada

