



# NATIONAL

---

National Survey for the **National Ethnic Press and Media Council of Canada**

Field Dates: April 2-4, 2025

Release Date: April 5, 2025



# Ontario's **Most Accurate** **Polling Firm.**

Most accurate polling firm of the  
2025 Ontario Provincial Election.



Liaison surveyed a random sample of 1,500 Canadian voters through Interactive Voice Recording (IVR) from April 2nd to April 4th, 2025

Responses were weighted using demographic and geographic information to targets based on the 2021 Census.

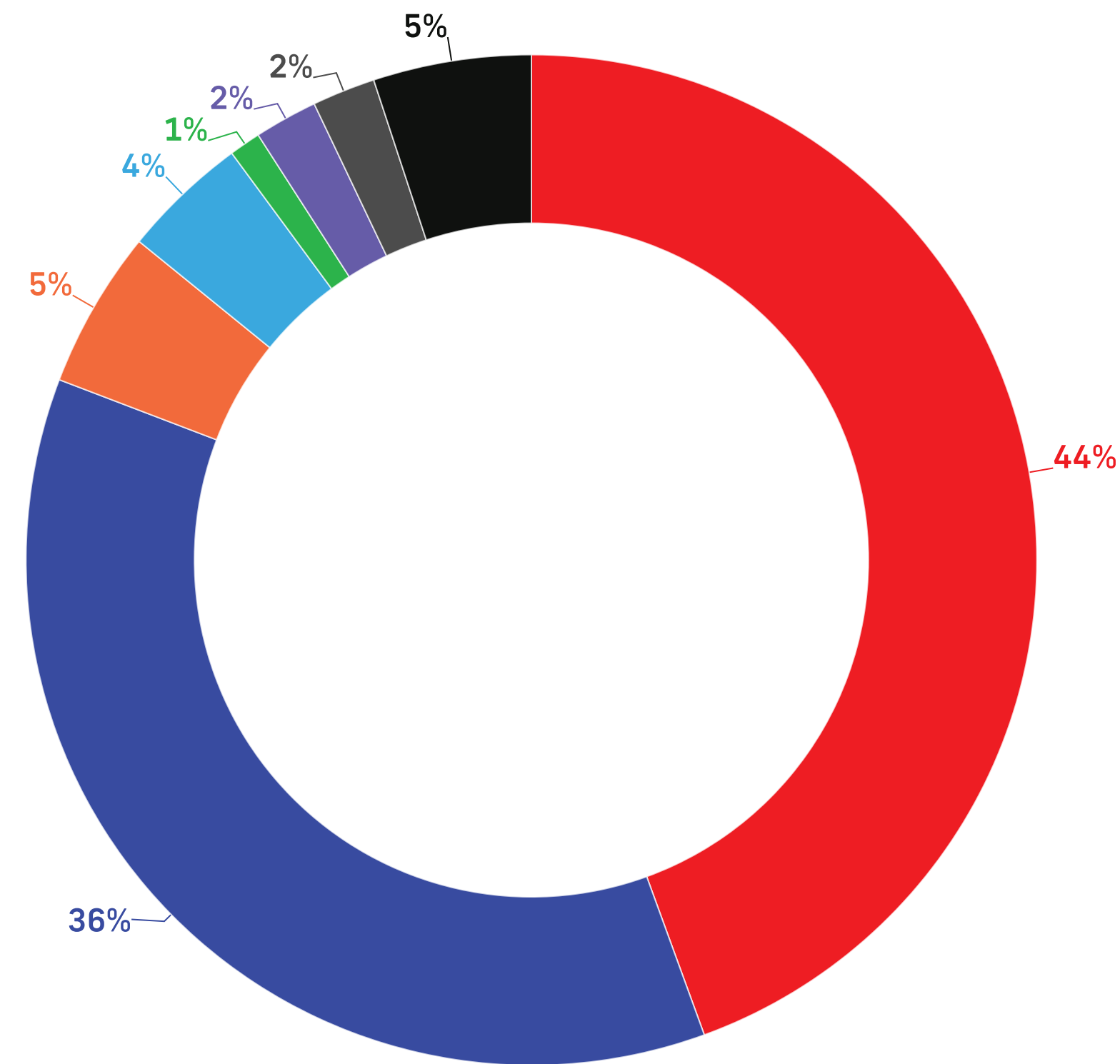
The margin of error for survey results is  $\pm 2.53$  percentage points, 19 times out of 20 for the total. Margin of error is higher for sub samples.

Results may not add up to 100 due to rounding.




## Voting Intent - National

Q: If a Federal Election were held today, which party would you vote for?

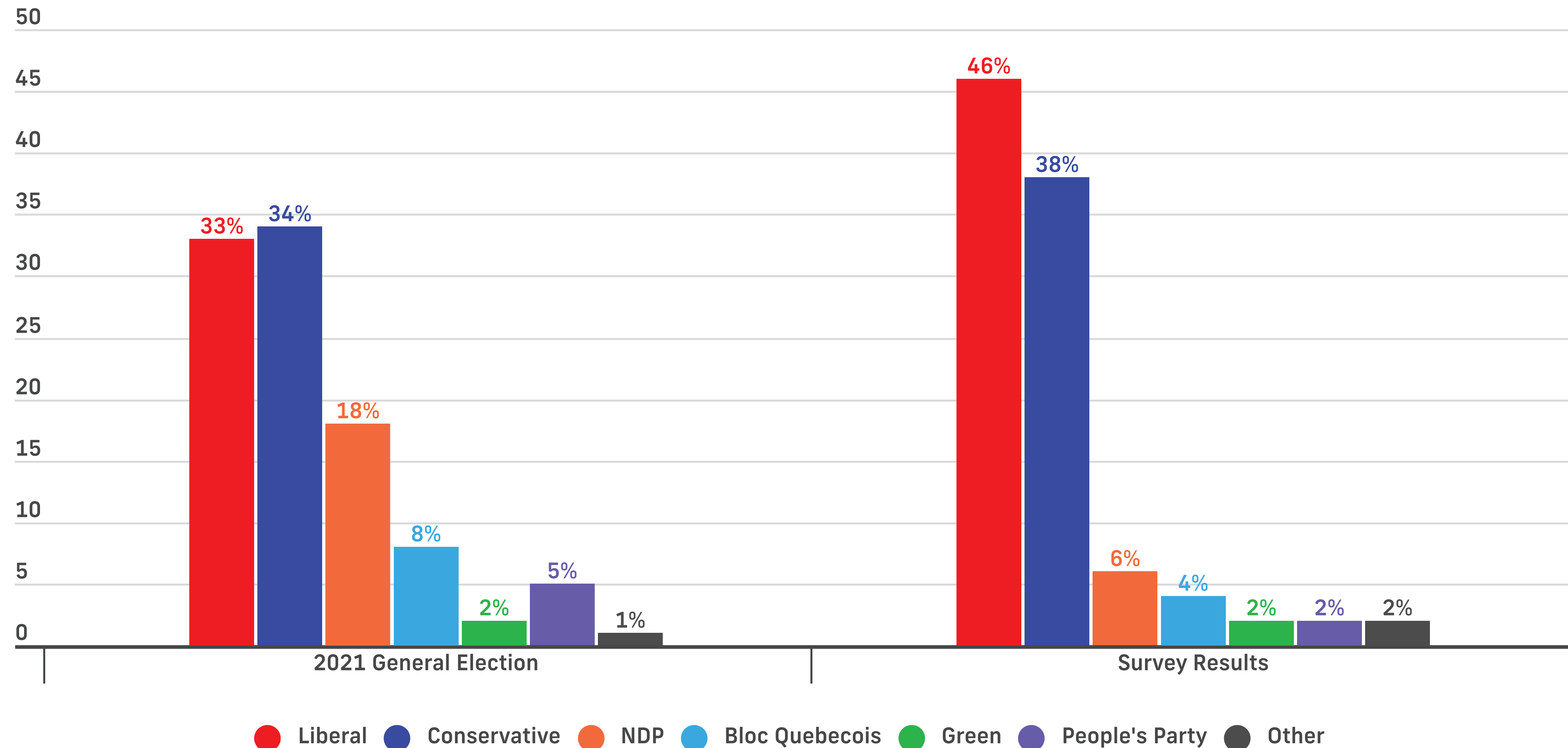



— Liberal Party led by Mark Carney — Conservative Party led by Pierre Poilievre — NDP led by Jagmeet Singh  
— Bloc Québécois led by Yves-François Blanchet — Green Party led by Elizabeth May  
— People's Party led by Maxime Bernier — Other Party or Candidate — Undecided



## Voting Intent - Federal - Decided & Leaning Only

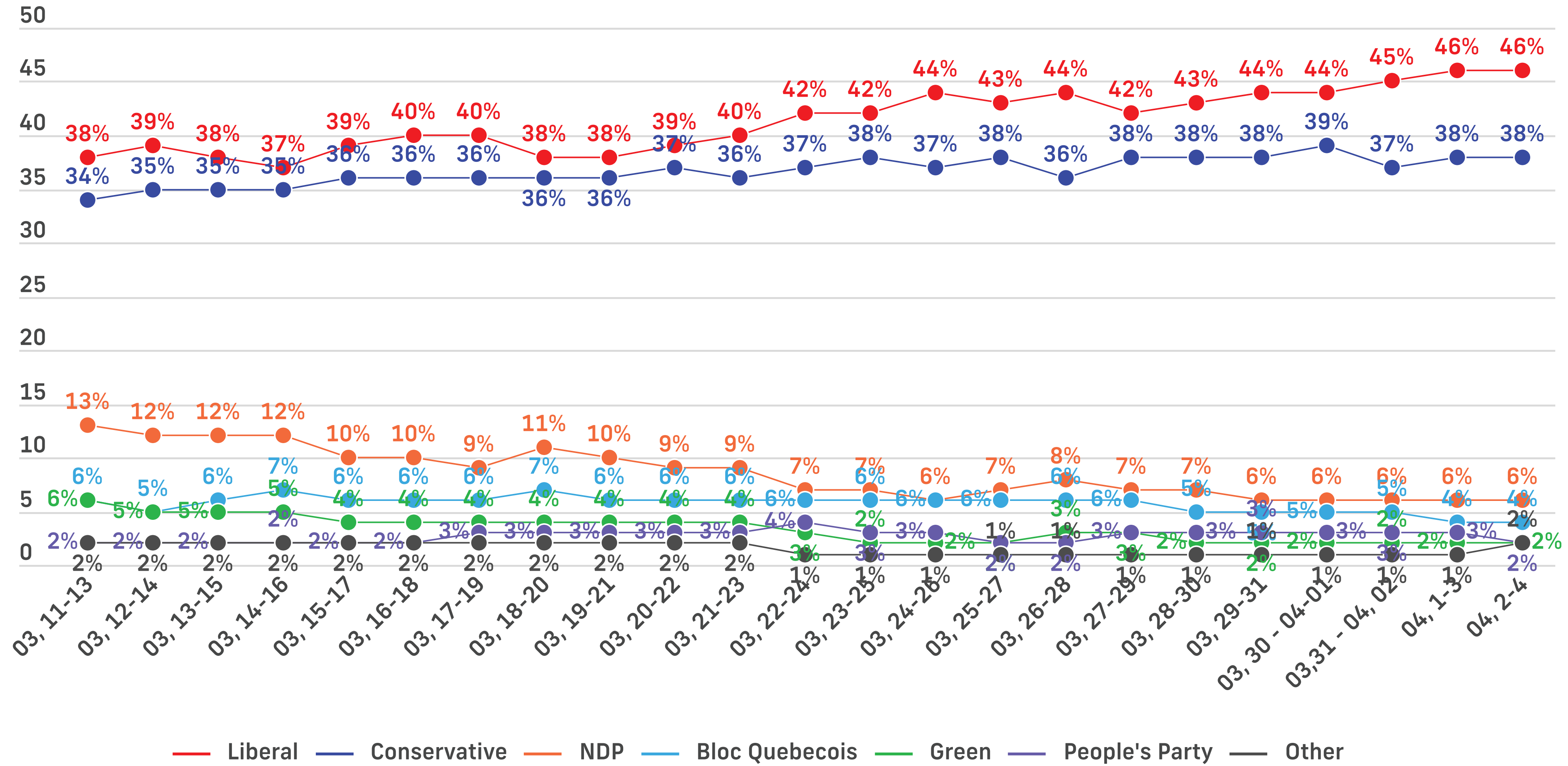
Q: If a Federal Election were held today, which party would you vote for?  
& (Undecided Only): And which party are you leaning towards?






# Voting Intent - National - Decided & Leaning Only

Q: If a Federal Election were held today, which party would you vote for?  
& (Undecided Only): And which party are you leaning towards?





## Voting Intent - National

*Q: If a Federal Election were held today, which party would you vote for?  
Undecided Only: And which party are you leaning towards?*

### All Voters


	All	Female	Male	Other	18-34	35-49	50-64	65+	ATL	QC	ON	MB/SK	AB	BC
Liberal Party led by Mark Carney	44%	48%	40%	45%	43%	39%	48%	46%	57%	44%	46%	35%	34%	44%
Conservative Party led by Pierre Poilievre	36%	34%	39%	37%	40%	38%	32%	34%	31%	25%	39%	44%	51%	34%
NDP led by Jagmeet Singh	5%	5%	6%	7%	6%	6%	5%	5%	4%	4%	5%	8%	5%	9%
Bloc Québécois led by Yves-François Blanchet	4%	4%	5%	2%	3%	5%	5%	4%	-	17%	-	-	-	-
Green Party led by Elizabeth May	1%	1%	1%	0%	1%	3%	0%	1%	3%	1%	1%	1%	2%	1%
People's Party led by Maxime Bernier	2%	2%	2%	3%	1%	1%	3%	3%	1%	1%	3%	2%	1%	3%
Other Party or Candidate	2%	2%	2%	3%	1%	2%	1%	2%	1%	1%	2%	3%	1%	1%
Undecided	5%	6%	5%	3%	5%	6%	5%	5%	2%	6%	4%	7%	6%	7%
Sample (Unweighted)	1500	739	691	70	400	363	380	357	103	350	572	99	165	211
Weighted	1500	732	697	71	400	364	382	354	101	347	581	96	166	209

### Decided & Leaning

	All	Female	Male	Other	18-34	35-49	50-64	65+	ATL	QC	ON	MB/SK	AB	BC
Liberal Party led by Mark Carney	46%	50%	42%	48%	44%	42%	50%	49%	59%	46%	48%	36%	36%	48%
Conservative Party led by Pierre Poilievre	38%	35%	40%	38%	43%	39%	34%	35%	31%	27%	40%	47%	54%	35%
NDP led by Jagmeet Singh	6%	5%	7%	7%	7%	7%	6%	5%	4%	5%	5%	10%	5%	10%
Bloc Québécois led by Yves-François Blanchet	4%	4%	5%	2%	3%	5%	5%	4%	-	18%	-	-	-	-
Green Party led by Elizabeth May	2%	2%	2%	0%	1%	4%	1%	1%	3%	2%	1%	2%	3%	2%
People's Party led by Maxime Bernier	2%	2%	3%	3%	1%	2%	3%	3%	1%	2%	3%	2%	1%	3%
Other Party or Candidate	2%	2%	2%	3%	1%	2%	1%	3%	1%	1%	2%	3%	1%	2%
Sample (Unweighted)	1472	727	675	70	391	355	373	353	101	340	563	97	163	208
Weighted	1471	717	683	70	393	355	374	349	100	337	572	95	163	206

# GET IN TOUCH

---



+1 416-483-2335



[liaison.ca](http://liaison.ca)



2586A Yonge Street, Suite 2B  
Toronto, Ontario, Canada

