



NATIONAL

National Survey for the **National Ethnic Press and Media Council of Canada**

Field Date: April 27, 2025

Release Date: April 27, 2025



Ontario's **Most Accurate** **Polling Firm.**

Most accurate polling firm of the
2025 Ontario Provincial Election.



Liaison surveyed a random sample of 1,000 Canadian voters through Interactive Voice Recording (IVR) on April 27, 2025

Responses were weighted using demographic and geographic information to targets based on the 2021 Census.

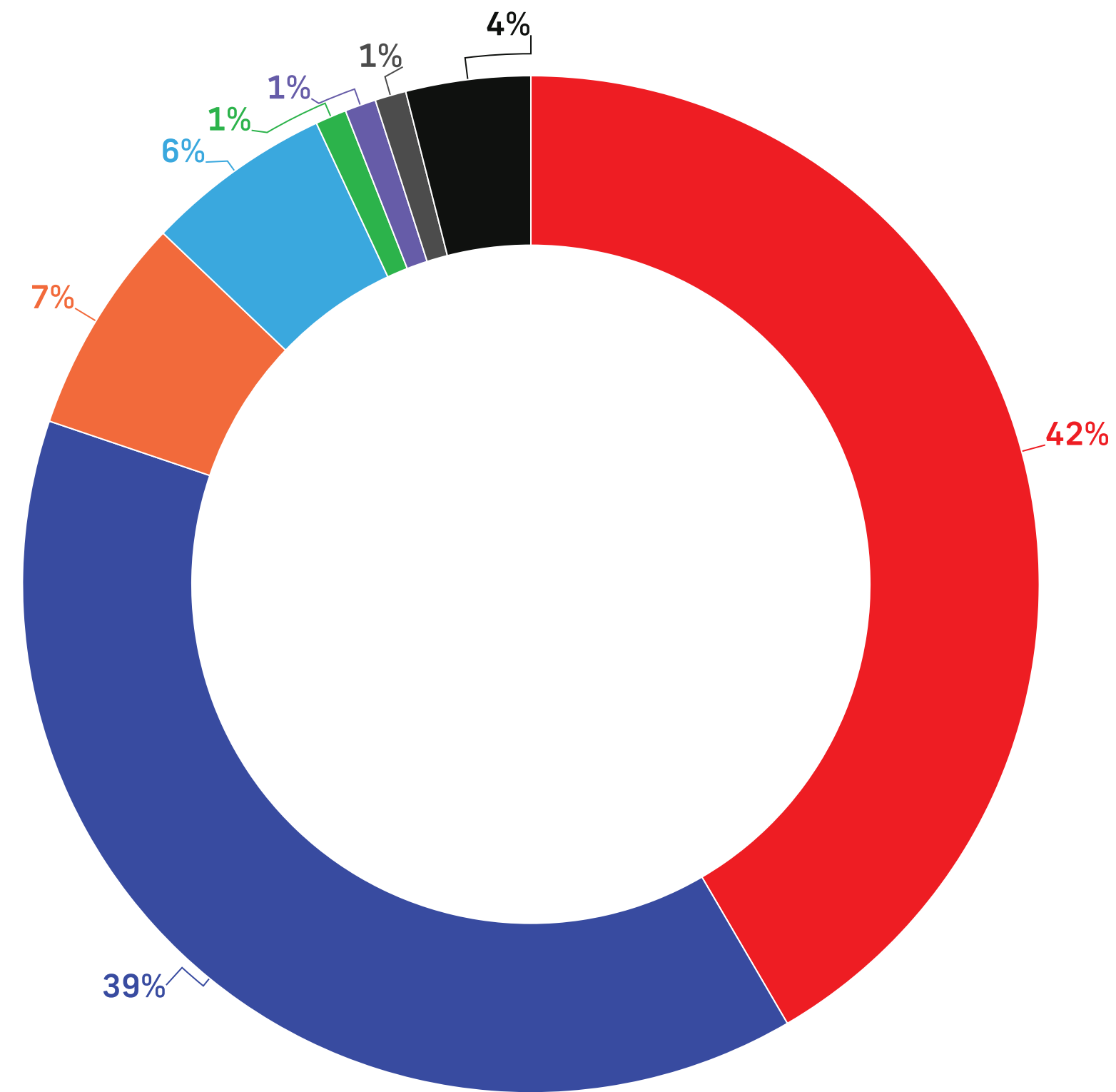
The margin of error for survey results is ± 3.09 percentage points, 19 times out of 20 for the total. Margin of error is higher for sub samples.

Results may not add up to 100 due to rounding.




Voting Intent - National

Q: If a Federal Election were held today, which party would you vote for?

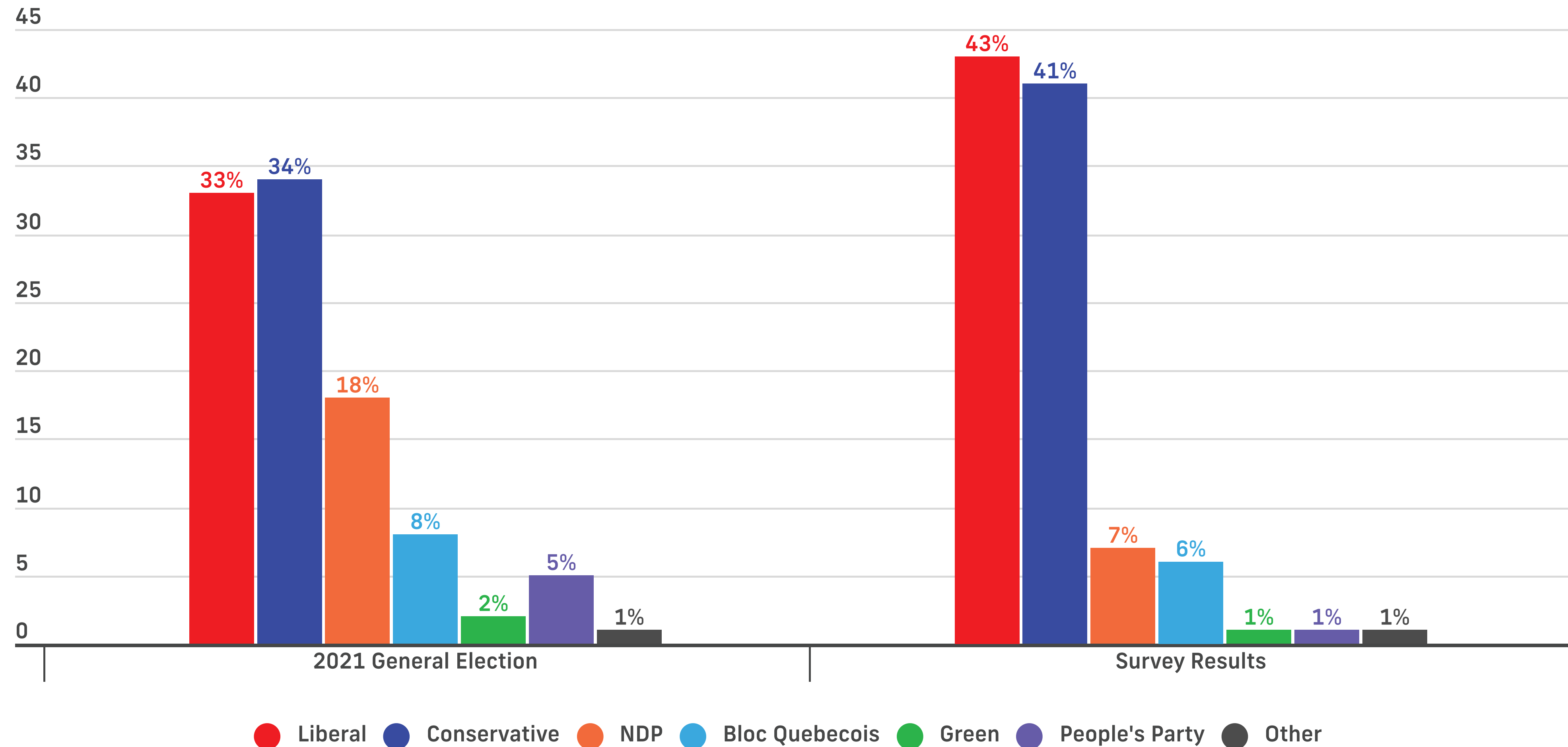


— Liberal Party led by Mark Carney — Conservative Party led by Pierre Poilievre — NDP led by Jagmeet Singh
— Bloc Québécois led by Yves-François Blanchet — Green Party led by Elizabeth May
— People's Party led by Maxime Bernier — Other Party or Candidate — Undecided



Voting Intent - Federal - Decided & Leaning Only

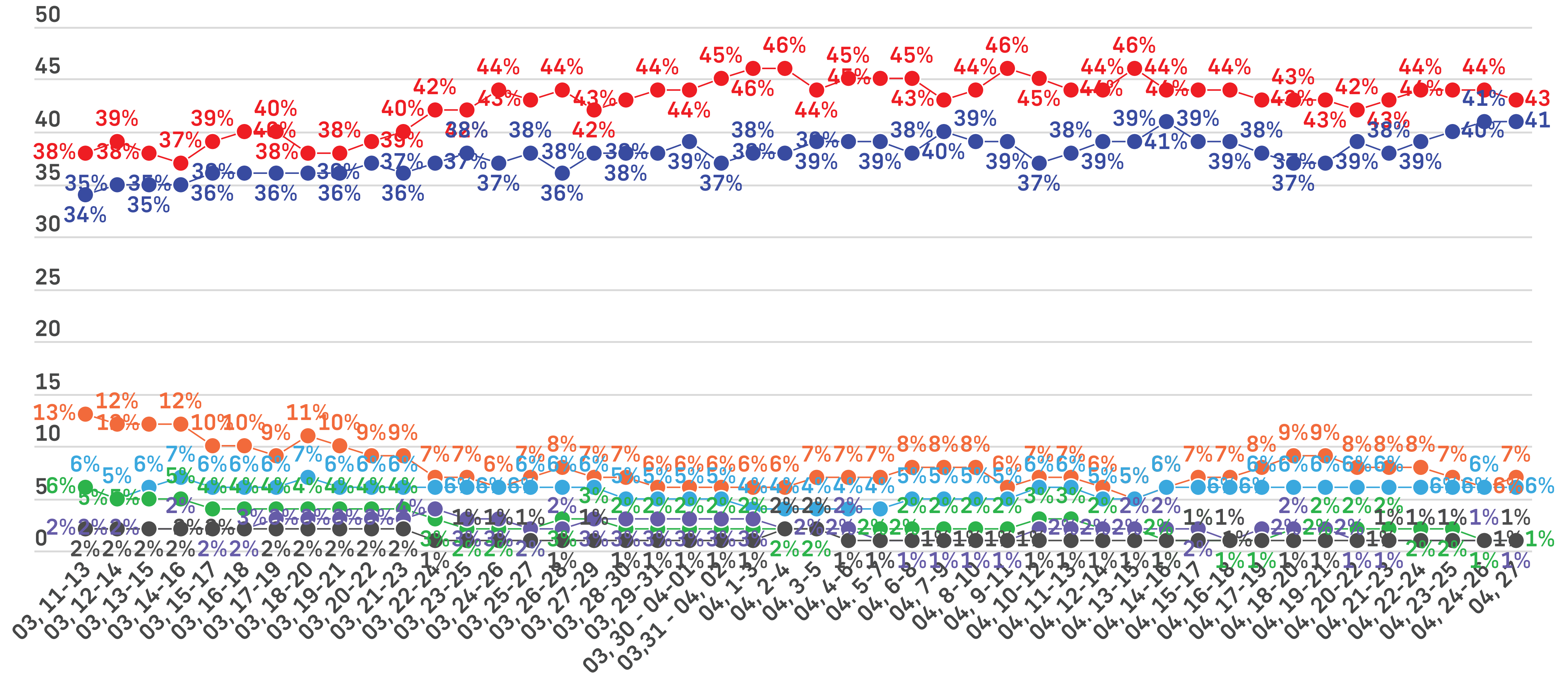
Q: *If a Federal Election were held today, which party would you vote for?*
& *(Undecided Only): And which party are you leaning towards?*





Voting Intent - National - Decided & Leaning Only


Q: If a Federal Election were held today, which party would you vote for?
& (Undecided Only): And which party are you leaning towards?



— Liberal — Conservative — NDP — Bloc Quebecois — Green — People's Party — Other



LIAISON
STRATÉGIES



Voting Intent - National

*Q: If a Federal Election were held today, which party would you vote for?
Undecided Only: And which party are you leaning towards?*


All Voters

	All	Female	Male	Other	18-34	35-49	50-64	65+	ATL	QC	ON	MB/SK	AB	BC
Liberal Party led by Mark Carney	42%	46%	38%	34%	43%	39%	43%	42%	56%	41%	46%	32%	26%	39%
Conservative Party led by Pierre Poilievre	39%	38%	40%	45%	43%	43%	38%	34%	31%	23%	42%	49%	64%	40%
NDP led by Jagmeet Singh	7%	5%	9%	5%	5%	8%	6%	9%	5%	6%	6%	8%	5%	12%
Bloc Québécois led by Yves-François Blanchet	6%	4%	8%	0%	3%	6%	6%	7%	-	24%	-	-	-	-
Green Party led by Elizabeth May	1%	2%	1%	4%	1%	1%	2%	2%	3%	0%	2%	3%	1%	3%
People's Party led by Maxime Bernier	1%	1%	0%	2%	1%	1%	1%	1%	2%	1%	1%	0%	1%	1%
Other Party or Candidate	1%	0%	1%	2%	1%	0%	1%	0%	1%	0%	1%	0%	1%	0%
Undecided	4%	4%	2%	9%	2%	2%	4%	7%	2%	5%	2%	8%	3%	5%
Sample (Unweighted)	1000	486	468	46	265	240	256	239	70	230	385	65	112	138
Weighted	1000	488	464	48	267	242	255	236	67	231	387	64	111	139

Decided & Leaning

	All	Female	Male	Other	18-34	35-49	50-64	65+	ATL	QC	ON	MB/SK	AB	BC
Liberal Party led by Mark Carney	43%	47%	40%	41%	44%	39%	45%	45%	57%	44%	48%	34%	27%	42%
Conservative Party led by Pierre Poilievre	41%	40%	41%	46%	43%	44%	39%	35%	32%	23%	43%	52%	65%	43%
NDP led by Jagmeet Singh	7%	5%	9%	5%	5%	8%	6%	9%	5%	6%	6%	9%	5%	12%
Bloc Québécois led by Yves-François Blanchet	6%	4%	8%	0%	3%	6%	6%	7%	-	25%	-	-	-	-
Green Party led by Elizabeth May	1%	2%	1%	4%	1%	1%	2%	2%	3%	0%	2%	3%	1%	3%
People's Party led by Maxime Bernier	1%	1%	0%	2%	1%	1%	1%	1%	2%	1%	1%	2%	1%	1%
Other Party or Candidate	1%	1%	1%	2%	1%	0%	1%	0%	1%	0%	1%	0%	1%	0%
Sample (Unweighted)	993	483	464	46	265	238	254	236	70	228	382	65	112	136
Weighted	992	482	462	48	267	240	354	231	67	229	385	64	110	136


GET IN TOUCH



+1 416-483-2335



liaison.ca



2586A Yonge Street, Suite 2B
Toronto, Ontario, Canada

