



# NATIONAL

---

National Survey for the **National Ethnic Press  
and Media Council of Canada**

Field Dates: April 23-25, 2025

Release Date: April 26, 2025



# **Ontario's Most Accurate Polling Firm.**

Most accurate polling firm of the  
2025 Ontario Provincial Election.





Liaison surveyed a random sample of 1,500 Canadian voters through Interactive Voice Recording (IVR) from April 23rd to April 25th, 2025

Responses were weighted using demographic and geographic information to targets based on the 2021 Census.

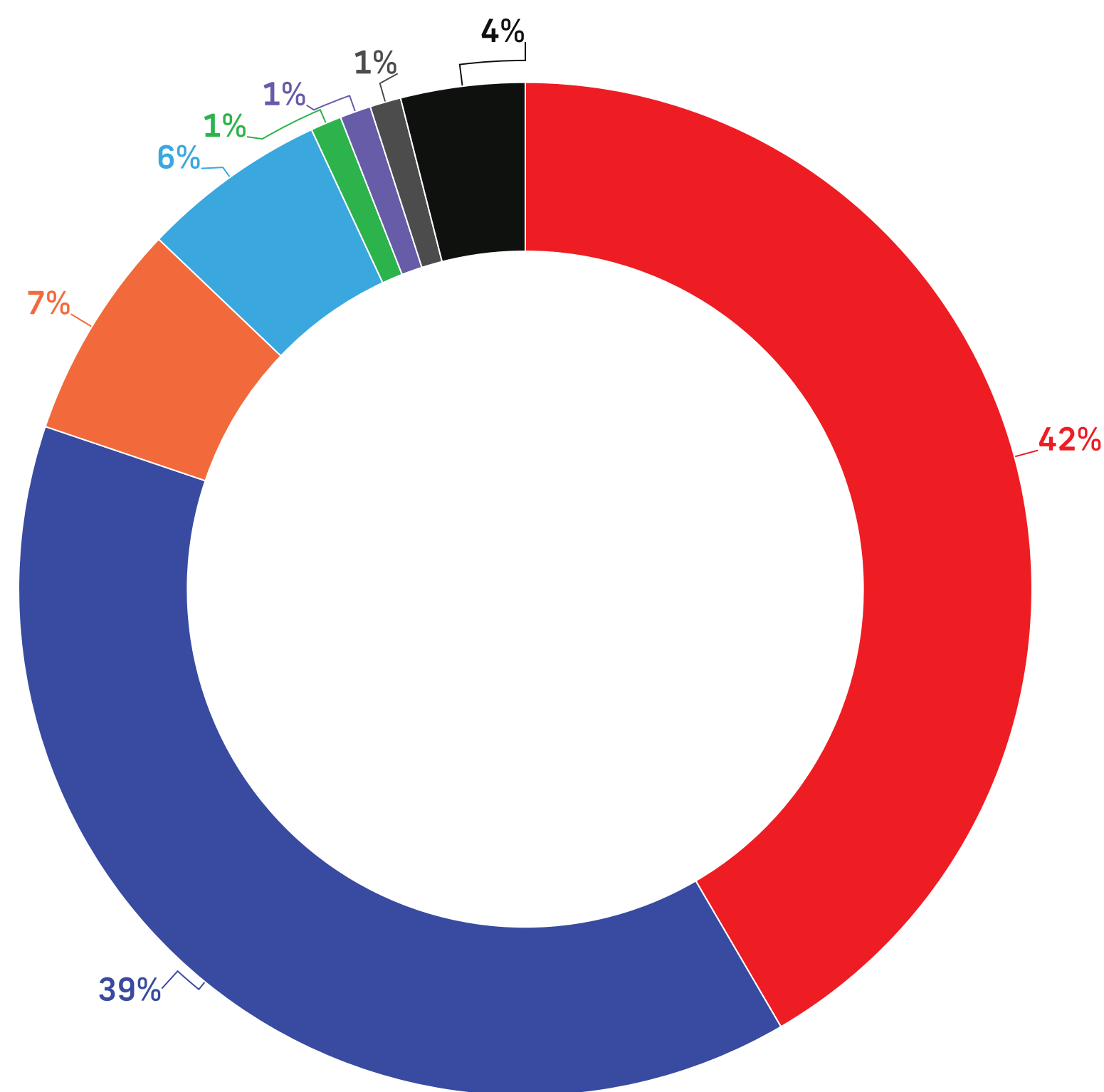
The margin of error for survey results is  $\pm 2.53$  percentage points, 19 times out of 20 for the total. Margin of error is higher for sub samples.

Results may not add up to 100 due to rounding.



## Voting Intent - National

*Q: If a Federal Election were held today, which party would you vote for?*

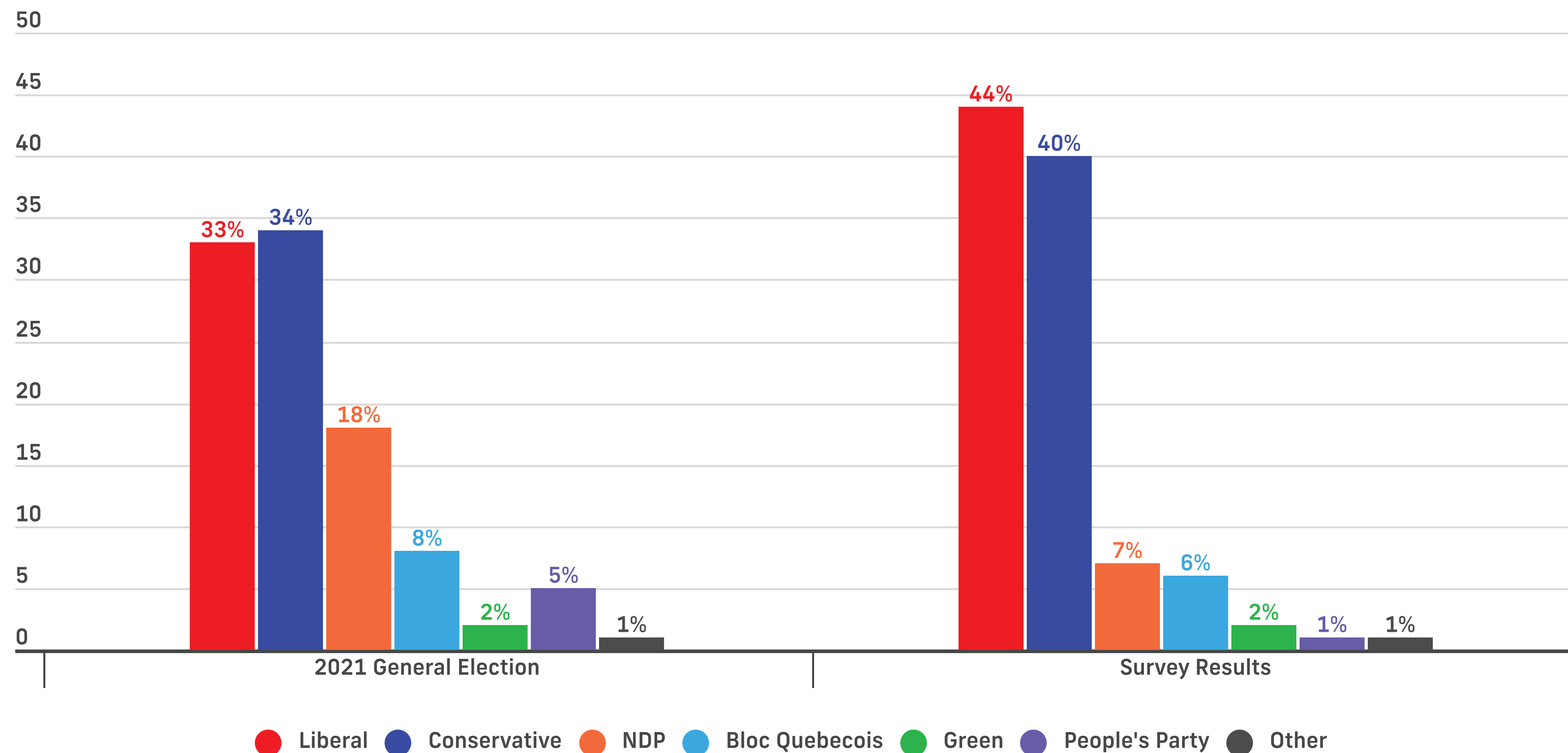


— Liberal Party led by Mark Carney — Conservative Party led by Pierre Poilievre — NDP led by Jagmeet Singh  
— Bloc Québécois led by Yves-François Blanchet — Green Party led by Elizabeth May  
— People's Party led by Maxime Bernier — Other Party or Candidate — Undecided



## Voting Intent - Federal - Decided & Leaning Only

*Q: If a Federal Election were held today, which party would you vote for?  
& (Undecided Only): And which party are you leaning towards?*









# Voting Intent - National

*Q: If a Federal Election were held today, which party would you vote for?  
Undecided Only: And which party are you leaning towards?*

## All Voters


	All	Female	Male	Other	18-34	35-49	50-64	65+	ATL	QC	ON	MB/SK	AB	BC
Liberal Party led by Mark Carney	42%	43%	41%	42%	41%	39%	46%	41%	48%	40%	47%	33%	32%	40%
Conservative Party led by Pierre Poilievre	39%	39%	40%	39%	43%	42%	36%	36%	40%	24%	40%	50%	60%	42%
NDP led by Jagmeet Singh	7%	6%	7%	6%	7%	8%	6%	7%	5%	6%	7%	7%	3%	10%
Bloc Québécois led by Yves-François Blanchet	6%	5%	7%	2%	4%	5%	6%	7%	-	24%	-	-	-	-
Green Party led by Elizabeth May	1%	2%	1%	0%	1%	2%	1%	1%	3%	1%	2%	2%	2%	1%
People's Party led by Maxime Bernier	1%	1%	1%	0%	0%	1%	1%	0%	1%	1%	1%	1%	1%	0%
Other Party or Candidate	1%	1%	0%	1%	1%	0%	1%	1%	0%	0%	1%	1%	0%	0%
Undecided	4%	4%	3%	10%	2%	3%	3%	6%	2%	4%	3%	6%	2%	6%
Sample (Unweighted)	1500	730	700	70	401	363	380	356	100	349	584	95	165	207
Weighted	1500	732	697	71	400	364	382	354	101	347	581	96	166	209

## Decided & Leaning

	All	Female	Male	Other	18-34	35-49	50-64	65+	ATL	QC	ON	MB/SK	AB	BC
Liberal Party led by Mark Carney	44%	44%	43%	48%	42%	40%	48%	44%	50%	42%	48%	36%	33%	43%
Conservative Party led by Pierre Poilievre	40%	41%	40%	42%	43%	44%	37%	38%	41%	25%	41%	51%	61%	44%
NDP led by Jagmeet Singh	7%	7%	7%	6%	7%	8%	6%	7%	5%	6%	7%	8%	3%	10%
Bloc Québécois led by Yves-François Blanchet	6%	5%	7%	2%	4%	5%	7%	7%	-	25%	-	-	-	-
Green Party led by Elizabeth May	2%	2%	2%	2%	2%	3%	1%	2%	3%	1%	2%	2%	2%	2%
People's Party led by Maxime Bernier	1%	1%	1%	0%	1%	1%	1%	0%	1%	1%	1%	2%	1%	0%
Other Party or Candidate	1%	1%	0%	1%	1%	0%	1%	1%	0%	1%	1%	1%	0%	0%
Sample (Unweighted)	1488	723	696	69	399	358	379	352	99	345	580	94	165	205
Weighted	1488	725	693	71	400	360	380	348	101	341	579	96	166	205

# GET IN TOUCH

---



+1 416-483-2335



[liaison.ca](http://liaison.ca)



2586A Yonge Street, Suite 2B  
Toronto, Ontario, Canada

