



# NATIONAL

---

National Survey for the **National Ethnic Press and Media Council of Canada**

Field Dates: April 21-23, 2025

Release Date: April 24, 2025



# Ontario's **Most Accurate** **Polling Firm.**

Most accurate polling firm of the  
2025 Ontario Provincial Election.






Liaison surveyed a random sample of 1,500 Canadian voters through Interactive Voice Recording (IVR) from April 21st to April 23rd, 2025

Responses were weighted using demographic and geographic information to targets based on the 2021 Census.

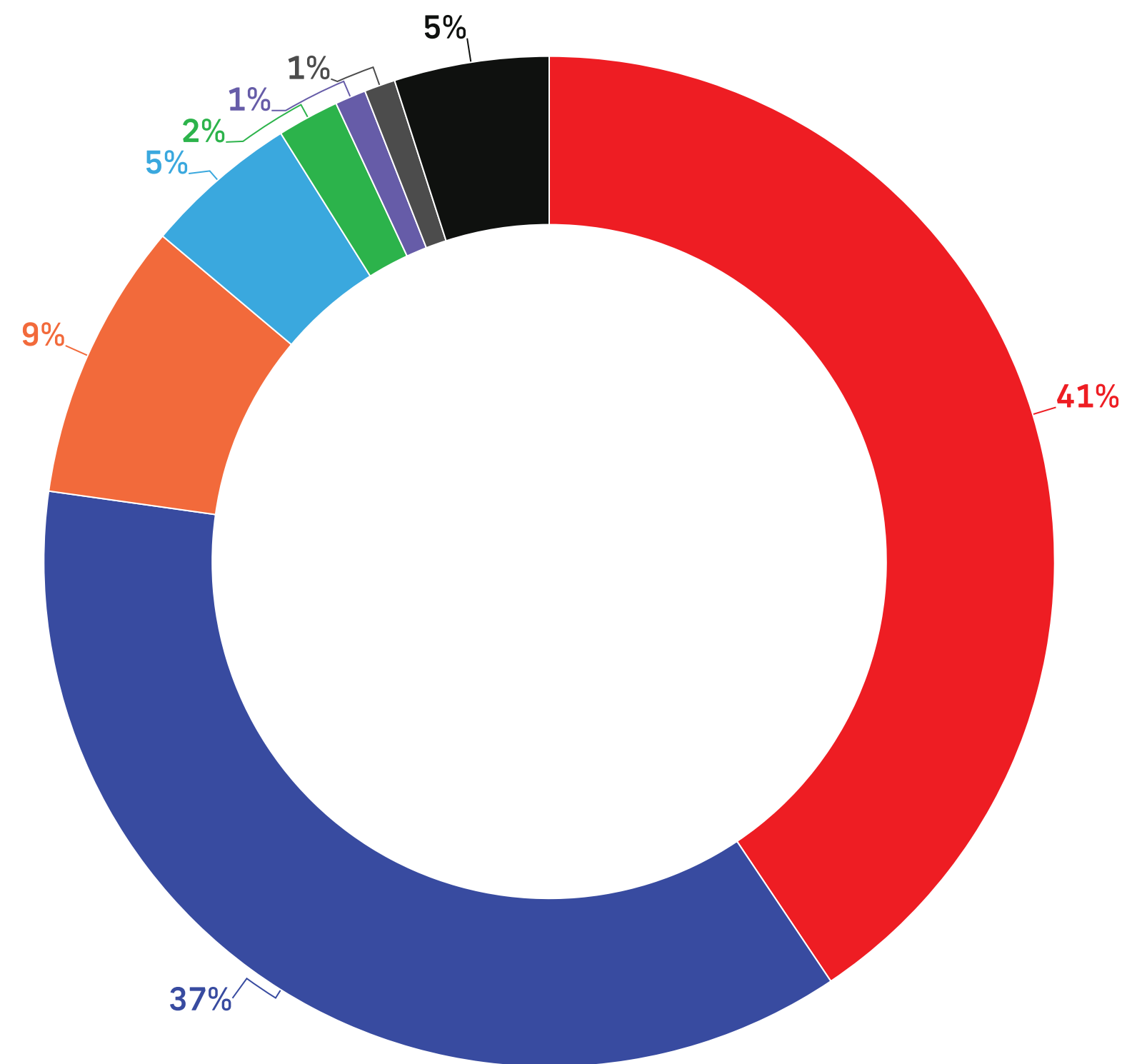
The margin of error for survey results is  $\pm 2.53$  percentage points, 19 times out of 20 for the total. Margin of error is higher for sub samples.

Results may not add up to 100 due to rounding.



## Voting Intent - National

Q: If a Federal Election were held today, which party would you vote for?

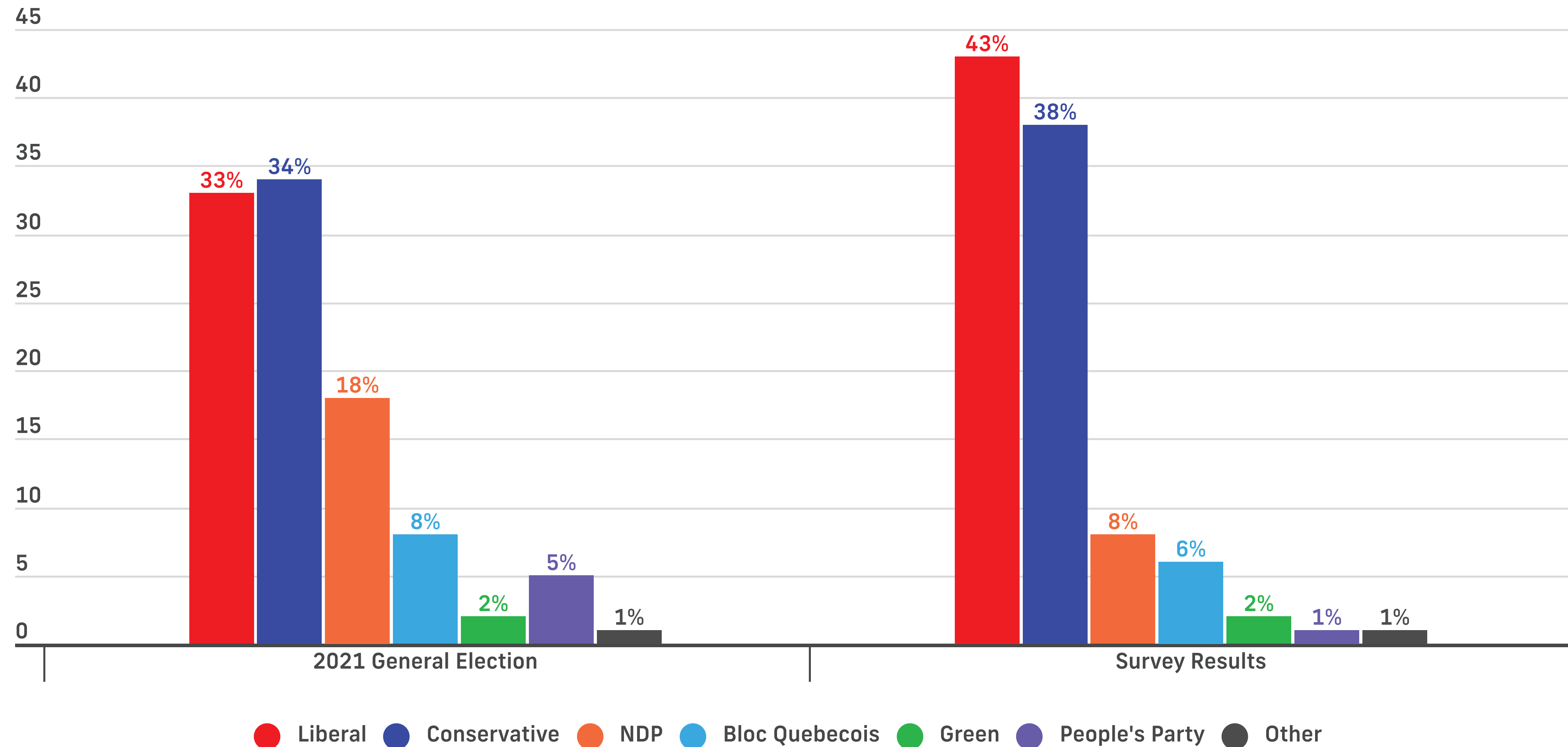


— Liberal Party led by Mark Carney — Conservative Party led by Pierre Poilievre — NDP led by Jagmeet Singh  
— Bloc Québécois led by Yves-François Blanchet — Green Party led by Elizabeth May  
— People's Party led by Maxime Bernier — Other Party or Candidate — Undecided



## Voting Intent - Federal - Decided & Leaning Only

Q: If a Federal Election were held today, which party would you vote for?  
& (Undecided Only): And which party are you leaning towards?

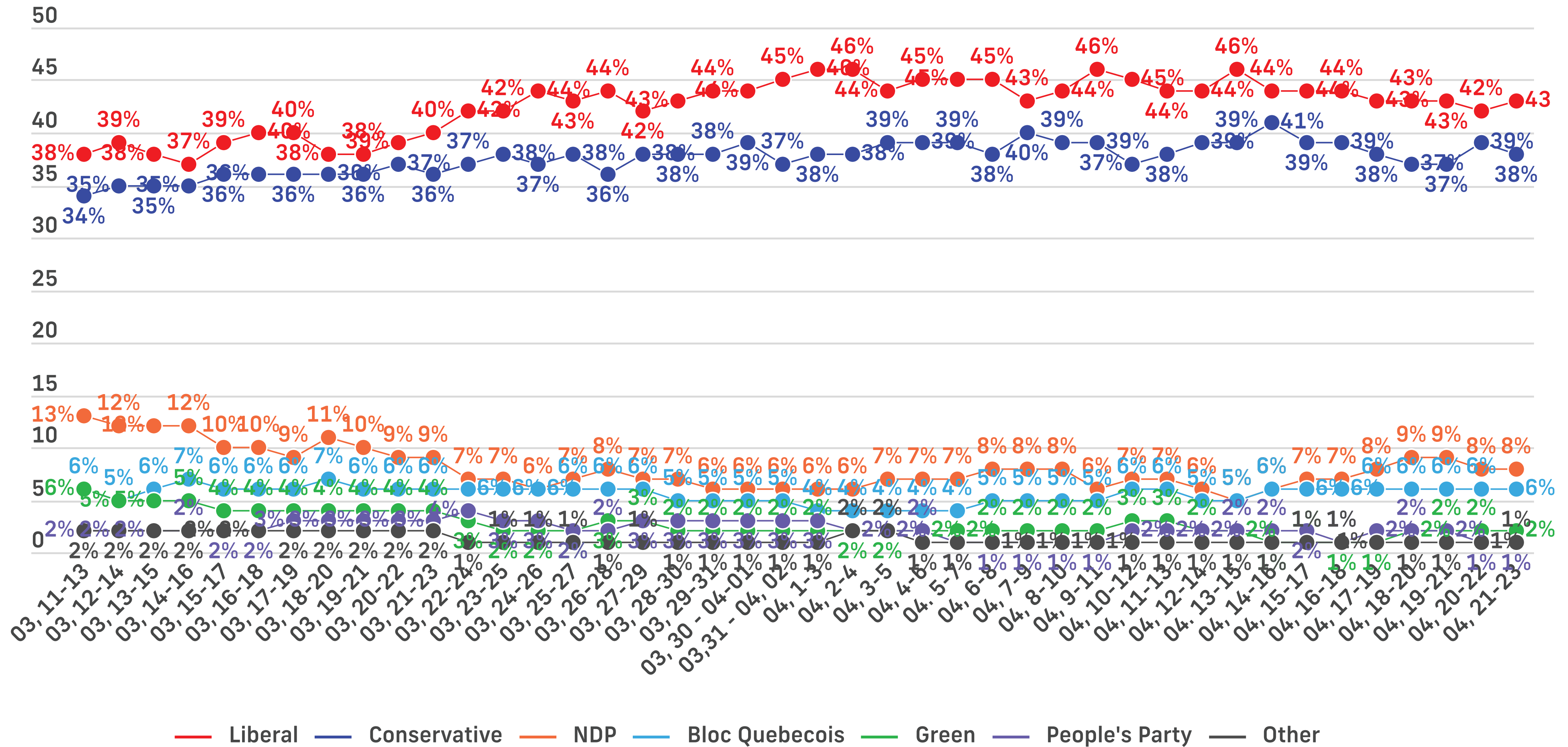







# Voting Intent - National - Decided & Leaning Only

Q: If a Federal Election were held today, which party would you vote for?  
& (Undecided Only): And which party are you leaning towards?





## Voting Intent - National

*Q: If a Federal Election were held today, which party would you vote for?  
Undecided Only: And which party are you leaning towards?*

### All Voters


	All	Female	Male	Other	18-34	35-49	50-64	65+	ATL	QC	ON	MB/SK	AB	BC
Liberal Party led by Mark Carney	41%	42%	40%	35%	40%	38%	42%	42%	47%	38%	46%	36%	28%	41%
Conservative Party led by Pierre Poilievre	37%	36%	37%	37%	41%	39%	33%	34%	35%	22%	39%	39%	58%	38%
NDP led by Jagmeet Singh	9%	9%	9%	8%	9%	9%	9%	7%	7%	8%	9%	10%	6%	12%
Bloc Québécois led by Yves-François Blanchet	5%	5%	7%	2%	4%	4%	6%	7%	-	24%	-	-	-	-
Green Party led by Elizabeth May	2%	2%	1%	5%	1%	3%	1%	1%	4%	2%	1%	0%	2%	0%
People's Party led by Maxime Bernier	1%	1%	1%	0%	1%	2%	2%	1%	3%	1%	0%	4%	2%	1%
Other Party or Candidate	1%	1%	1%	2%	1%	1%	1%	1%	1%	1%	1%	3%	1%	1%
Undecided	5%	5%	4%	11%	3%	4%	5%	7%	4%	4%	4%	8%	3%	7%
Sample (Unweighted)	1500	728	702	70	400	362	383	355	100	346	585	96	166	207
Weighted	1500	732	697	71	400	364	382	354	101	347	581	96	166	209

### Decided & Leaning

	All	Female	Male	Other	18-34	35-49	50-64	65+	ATL	QC	ON	MB/SK	AB	BC
Liberal Party led by Mark Carney	43%	44%	42%	40%	41%	40%	45%	46%	48%	40%	48%	37%	30%	44%
Conservative Party led by Pierre Poilievre	38%	38%	38%	41%	42%	41%	35%	36%	37%	23%	40%	43%	60%	40%
NDP led by Jagmeet Singh	8%	8%	8%	9%	9%	9%	8%	7%	7%	8%	8%	11%	6%	12%
Bloc Québécois led by Yves-François Blanchet	6%	5%	7%	2%	4%	5%	7%	7%	-	25%	-	-	-	-
Green Party led by Elizabeth May	2%	2%	1%	7%	2%	3%	1%	2%	4%	3%	2%	0%	2%	1%
People's Party led by Maxime Bernier	1%	1%	1%	0%	1%	2%	2%	1%	3%	1%	0%	6%	2%	1%
Other Party or Candidate	1%	1%	1%	2%	1%	1%	1%	2%	1%	1%	1%	3%	1%	1%
Sample (Unweighted)	1480	719	692	69	398	362	373	347	100	342	575	95	165	203
Weighted	1481	722	690	69	398	360	376	347	101	339	577	95	165	204

# GET IN TOUCH


---



+1 416-483-2335



[liaison.ca](http://liaison.ca)



2586A Yonge Street, Suite 2B  
Toronto, Ontario, Canada

