



NATIONAL

National Survey for the **National Ethnic Press
and Media Council of Canada**

Field Dates: April 16-18, 2025

Release Date: April 19, 2025



Ontario's Most Accurate Polling Firm.

Most accurate polling firm of the
2025 Ontario Provincial Election.



Liaison surveyed a random sample of 1,500 Canadian voters through Interactive Voice Recording (IVR) from April 16th to April 18th, 2025

Responses were weighted using demographic and geographic information to targets based on the 2021 Census.

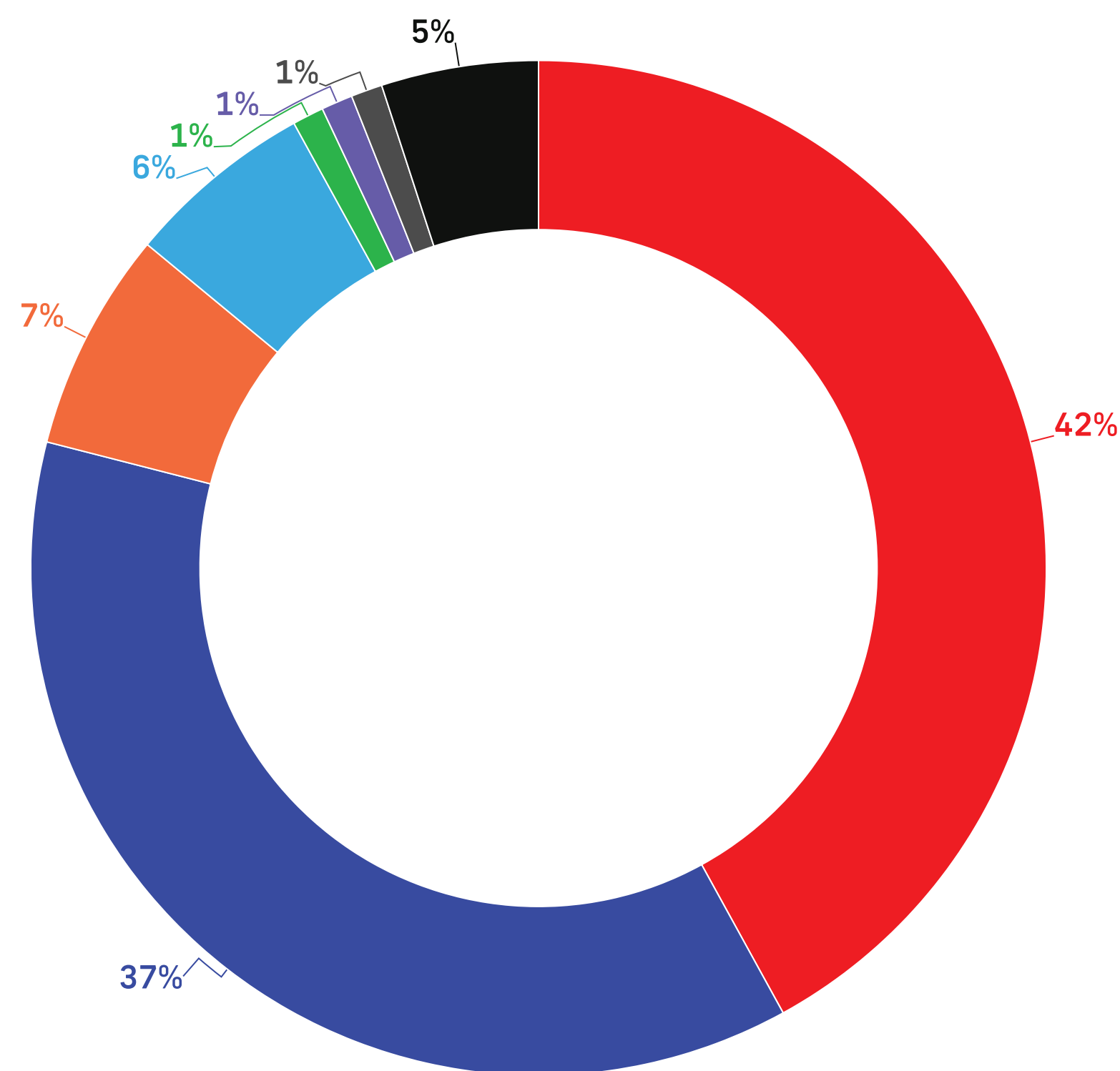
The margin of error for survey results is ± 2.53 percentage points, 19 times out of 20 for the total. Margin of error is higher for sub samples.

Results may not add up to 100 due to rounding.



Voting Intent - National

Q: If a Federal Election were held today, which party would you vote for?



— Liberal Party led by Mark Carney — Conservative Party led by Pierre Poilievre — NDP led by Jagmeet Singh

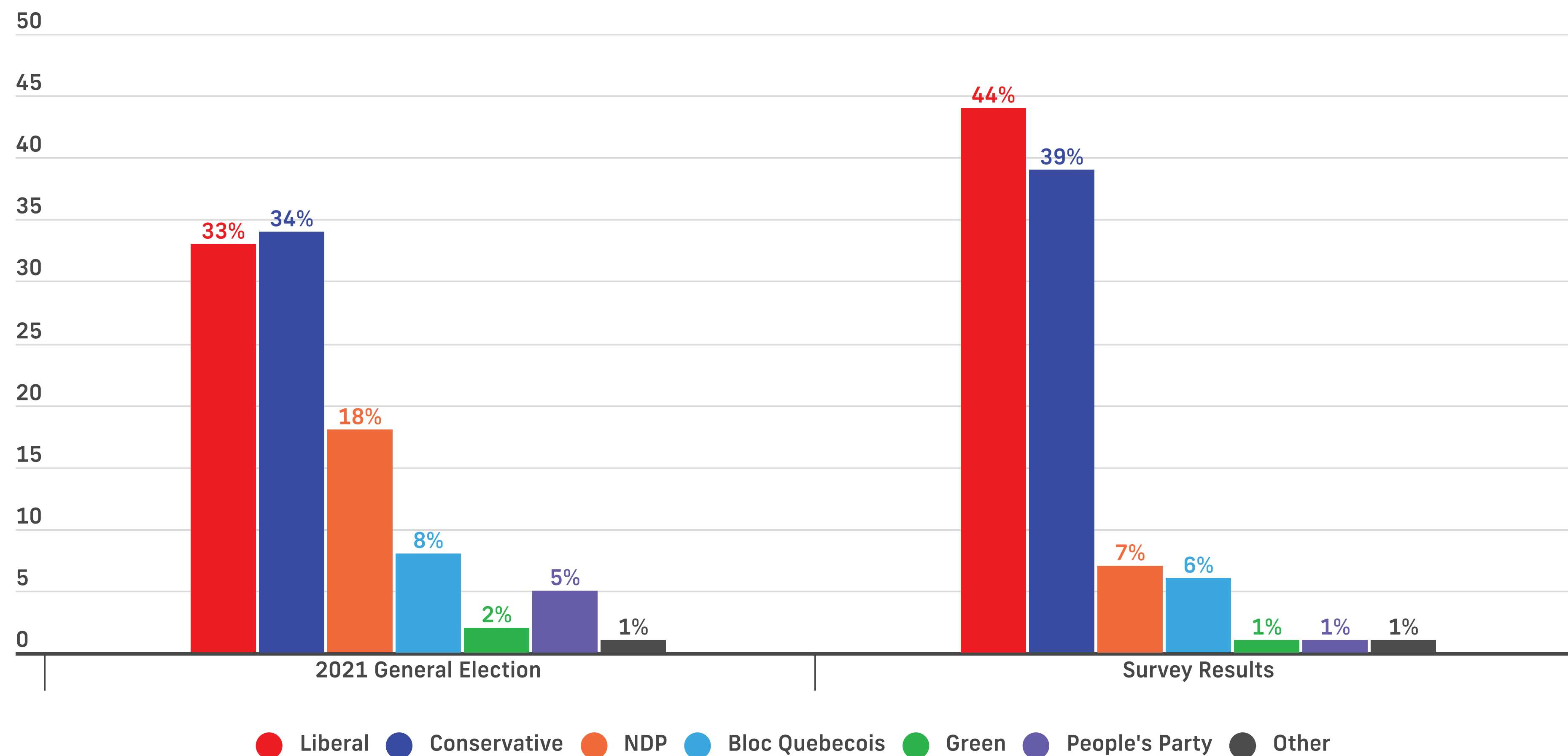
— Bloc Québécois led by Yves-François Blanchet — Green Party led by Elizabeth May

— People's Party led by Maxime Bernier — Other Party or Candidate — Undecided



Voting Intent - Federal - Decided & Leaning Only

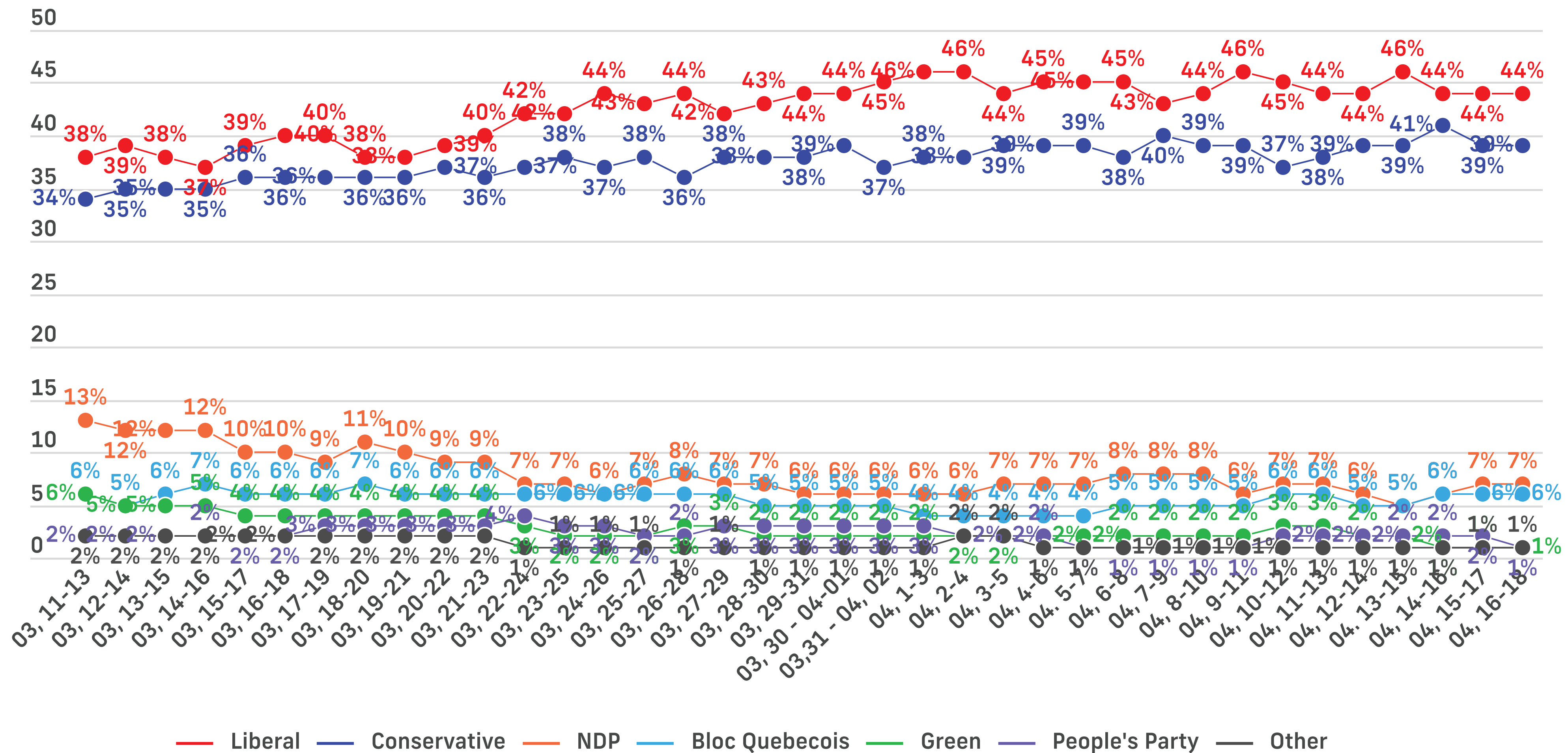
*Q: If a Federal Election were held today, which party would you vote for?
& (Undecided Only): And which party are you leaning towards?*






Voting Intent - National - Decided & Leaning Only

Q: If a Federal Election were held today, which party would you vote for?
& (Undecided Only): And which party are you leaning towards?





Voting Intent - National

*Q: If a Federal Election were held today, which party would you vote for?
Undecided Only: And which party are you leaning towards?*

All Voters


	All	Female	Male	Other	18-34	35-49	50-64	65+	ATL	QC	ON	MB/SK	AB	BC
Liberal Party led by Mark Carney	42%	42%	42%	42%	39%	39%	46%	44%	48%	38%	47%	37%	27%	47%
Conservative Party led by Pierre Poilievre	37%	35%	39%	37%	40%	41%	33%	34%	34%	25%	36%	44%	58%	40%
NDP led by Jagmeet Singh	7%	9%	6%	10%	8%	7%	6%	8%	10%	6%	8%	6%	6%	8%
Bloc Québécois led by Yves-François Blanchet	6%	5%	7%	2%	5%	6%	6%	6%	-	25%	-	-	-	-
Green Party led by Elizabeth May	1%	1%	1%	0%	1%	1%	2%	1%	1%	1%	2%	2%	1%	0%
People's Party led by Maxime Bernier	1%	2%	1%	2%	1%	1%	1%	2%	1%	1%	1%	0%	2%	1%
Other Party or Candidate	1%	1%	1%	0%	1%	1%	1%	1%	1%	1%	1%	2%	1%	0%
Undecided	5%	5%	4%	7%	5%	4%	5%	4%	5%	5%	5%	8%	5%	3%
Sample (Unweighted)	1500	730	700	70	400	365	381	354	100	348	582	95	165	210
Weighted	1500	732	697	71	400	364	382	354	101	347	581	96	166	209

Decided & Leaning

	All	Female	Male	Other	18-34	35-49	50-64	65+	ATL	QC	ON	MB/SK	AB	BC
Liberal Party led by Mark Carney	44%	44%	44%	43%	41%	40%	48%	47%	50%	39%	49%	39%	28%	48%
Conservative Party led by Pierre Poilievre	39%	37%	40%	39%	42%	43%	35%	35%	35%	26%	38%	46%	61%	42%
NDP led by Jagmeet Singh	7%	9%	6%	11%	8%	8%	6%	8%	10%	6%	8%	7%	6%	9%
Bloc Québécois led by Yves-François Blanchet	6%	6%	7%	4%	5%	7%	7%	7%	-	27%	-	-	-	-
Green Party led by Elizabeth May	1%	1%	1%	0%	2%	1%	2%	1%	2%	1%	2%	2%	1%	0%
People's Party led by Maxime Bernier	1%	2%	1%	3%	2%	1%	1%	2%	1%	1%	1%	3%	2%	1%
Other Party or Candidate	1%	1%	1%	0%	1%	1%	1%	1%	1%	1%	1%	3%	1%	0%
Sample (Unweighted)	1482	718	695	69	395	360	380	347	100	340	576	95	163	208
Weighted	1481	721	690	70	393	361	378	349	100	342	570	96	165	208



GET IN TOUCH



+1 416-483-2335



liaison.ca



2586A Yonge Street, Suite 2B
Toronto, Ontario, Canada

