



NATIONAL

National Survey for the **National Ethnic Press
and Media Council of Canada**

Field Dates: April 14-16, 2025

Release Date: April 17, 2025



Ontario's Most Accurate Polling Firm.

Most accurate polling firm of the
2025 Ontario Provincial Election.



Liaison surveyed a random sample of 1,500 Canadian voters through Interactive Voice Recording (IVR) from April 14th to April 16th, 2025

Responses were weighted using demographic and geographic information to targets based on the 2021 Census.

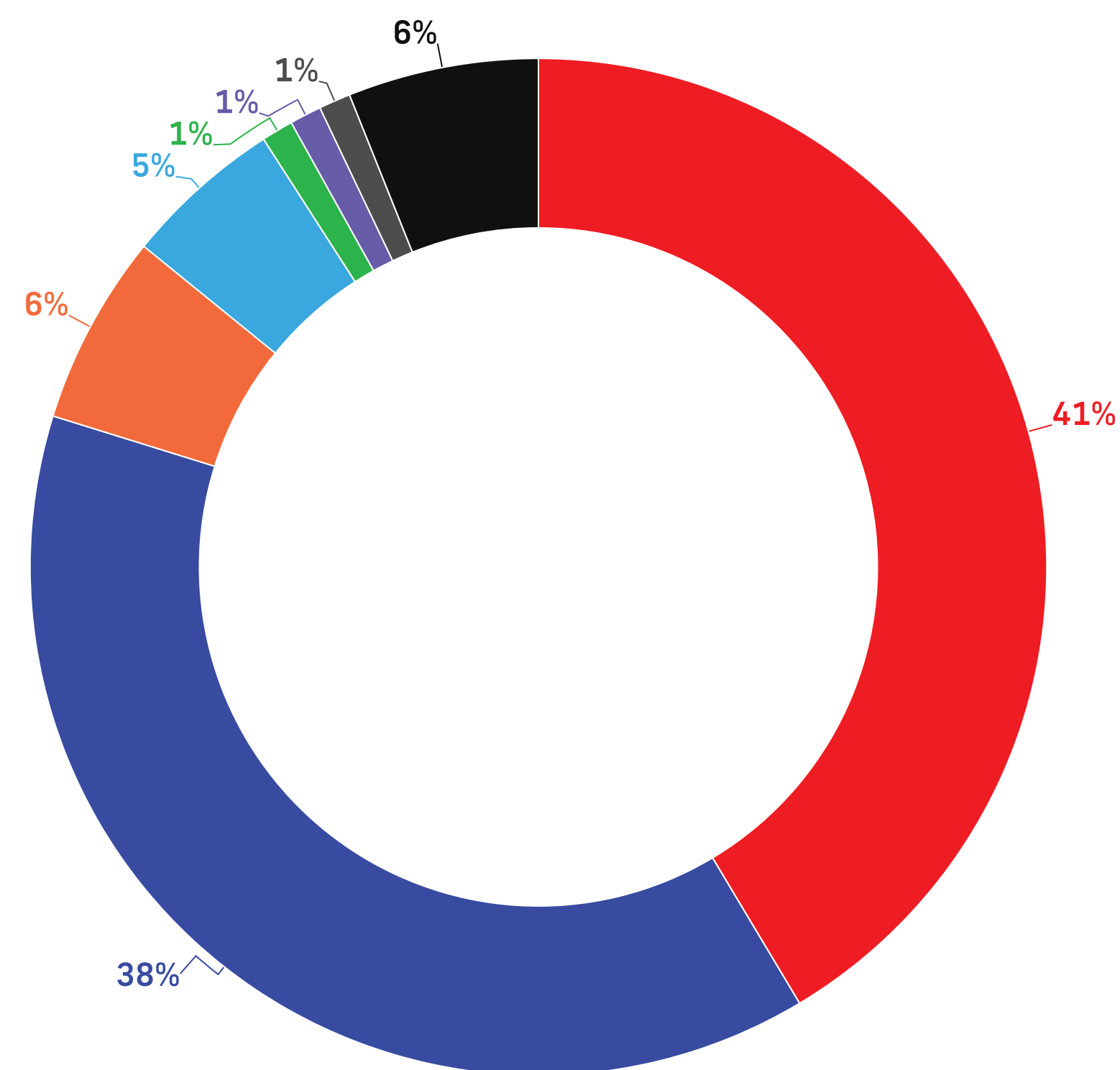
The margin of error for survey results is ± 2.53 percentage points, 19 times out of 20 for the total. Margin of error is higher for sub samples.

Results may not add up to 100 due to rounding.



Voting Intent - National

Q: If a Federal Election were held today, which party would you vote for?

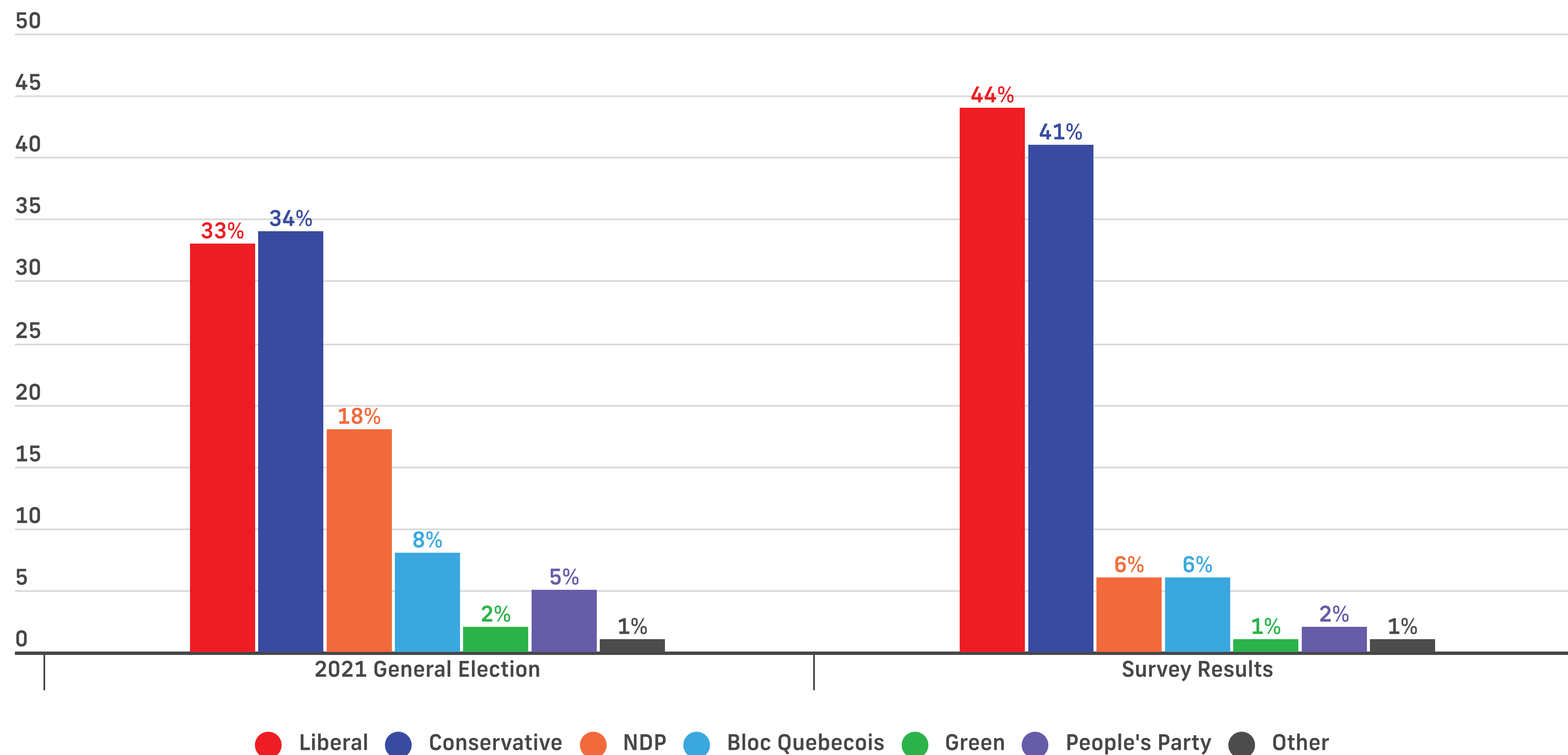


— Liberal Party led by Mark Carney — Conservative Party led by Pierre Poilievre — NDP led by Jagmeet Singh
— Bloc Québécois led by Yves-François Blanchet — Green Party led by Elizabeth May
— People's Party led by Maxime Bernier — Other Party or Candidate — Undecided



Voting Intent - Federal - Decided & Leaning Only

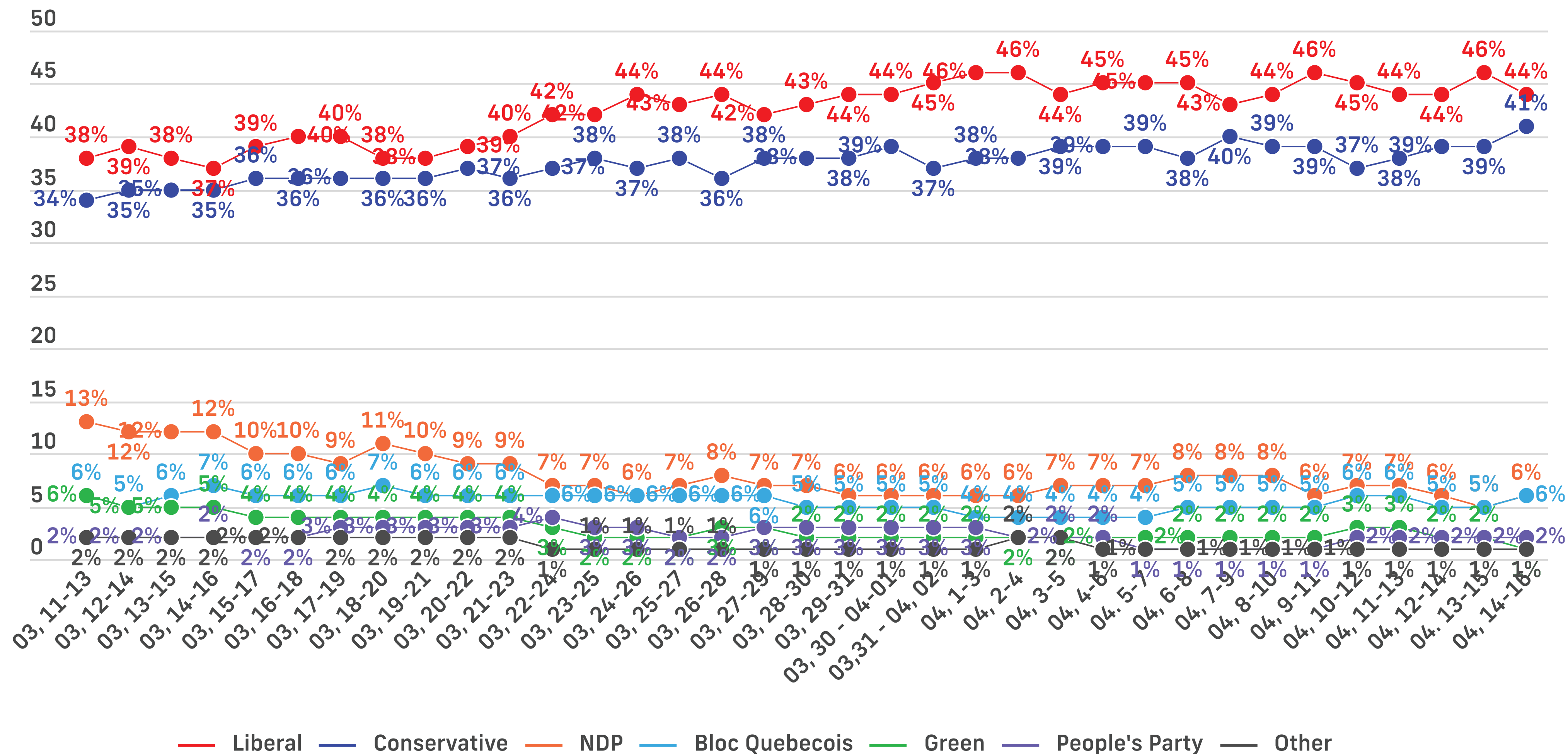
*Q: If a Federal Election were held today, which party would you vote for?
& (Undecided Only): And which party are you leaning towards?*





Voting Intent - National - Decided & Leaning Only

*Q: If a Federal Election were held today, which party would you vote for?
& (Undecided Only): And which party are you leaning towards?*





Voting Intent - National

*Q: If a Federal Election were held today, which party would you vote for?
Undecided Only: And which party are you leaning towards?*


All Voters

	All	Female	Male	Other	18-34	35-49	50-64	65+	ATL	QC	ON	MB/SK	AB	BC
Liberal Party led by Mark Carney	41%	43%	40%	41%	38%	38%	44%	45%	52%	38%	46%	33%	25%	45%
Conservative Party led by Pierre Poilievre	38%	36%	41%	40%	42%	41%	34%	36%	37%	27%	38%	45%	56%	41%
NDP led by Jagmeet Singh	6%	6%	6%	6%	6%	6%	5%	6%	3%	4%	7%	8%	6%	7%
Bloc Québécois led by Yves-François Blanchet	5%	4%	6%	2%	4%	6%	6%	5%	-	22%	-	-	-	-
Green Party led by Elizabeth May	1%	1%	1%	0%	1%	1%	2%	1%	1%	1%	2%	1%	1%	1%
People's Party led by Maxime Bernier	1%	1%	1%	2%	1%	1%	1%	1%	2%	1%	1%	0%	5%	0%
Other Party or Candidate	1%	1%	1%	0%	1%	1%	1%	1%	0%	1%	1%	1%	1%	0%
Undecided	6%	7%	4%	9%	7%	5%	7%	5%	5%	6%	6%	12%	6%	5%
Sample (Unweighted)	1500	730	697	73	400	360	382	358	100	350	580	95	165	210
Weighted	1500	732	697	71	400	364	382	354	101	347	581	96	166	209

Decided & Leaning

	All	Female	Male	Other	18-34	35-49	50-64	65+	ATL	QC	ON	MB/SK	AB	BC
Liberal Party led by Mark Carney	44%	46%	41%	42%	40%	40%	47%	48%	54%	40%	49%	36%	27%	47%
Conservative Party led by Pierre Poilievre	41%	38%	43%	43%	45%	44%	37%	37%	38%	28%	40%	50%	59%	43%
NDP led by Jagmeet Singh	6%	7%	6%	8%	6%	7%	5%	6%	4%	4%	7%	9%	7%	7%
Bloc Québécois led by Yves-François Blanchet	6%	5%	6%	4%	4%	6%	6%	6%	-	24%	-	-	-	-
Green Party led by Elizabeth May	1%	1%	1%	0%	1%	1%	2%	1%	2%	1%	2%	1%	1%	1%
People's Party led by Maxime Bernier	2%	2%	1%	3%	2%	1%	2%	1%	2%	1%	1%	2%	5%	0%
Other Party or Candidate	1%	1%	1%	0%	1%	1%	1%	1%	0%	1%	1%	2%	1%	0%
Sample (Unweighted)	1480	717	691	72	398	360	372	350	100	342	574	95	164	205
Weighted	1479	720	690	70	393	361	376	349	100	342	570	95	165	208

GET IN TOUCH



+1 416-483-2335



liaison.ca



2586A Yonge Street, Suite 2B
Toronto, Ontario, Canada

