



# NATIONAL

---

National Survey for the **National Ethnic Press and Media Council of Canada**

Field Dates: April 10-12, 2025

Release Date: April 13, 2025



# Ontario's **Most Accurate** **Polling Firm.**

Most accurate polling firm of the  
2025 Ontario Provincial Election.






Liaison surveyed a random sample of 1,500 Canadian voters through Interactive Voice Recording (IVR) from April 10th to April 12th, 2025

Responses were weighted using demographic and geographic information to targets based on the 2021 Census.

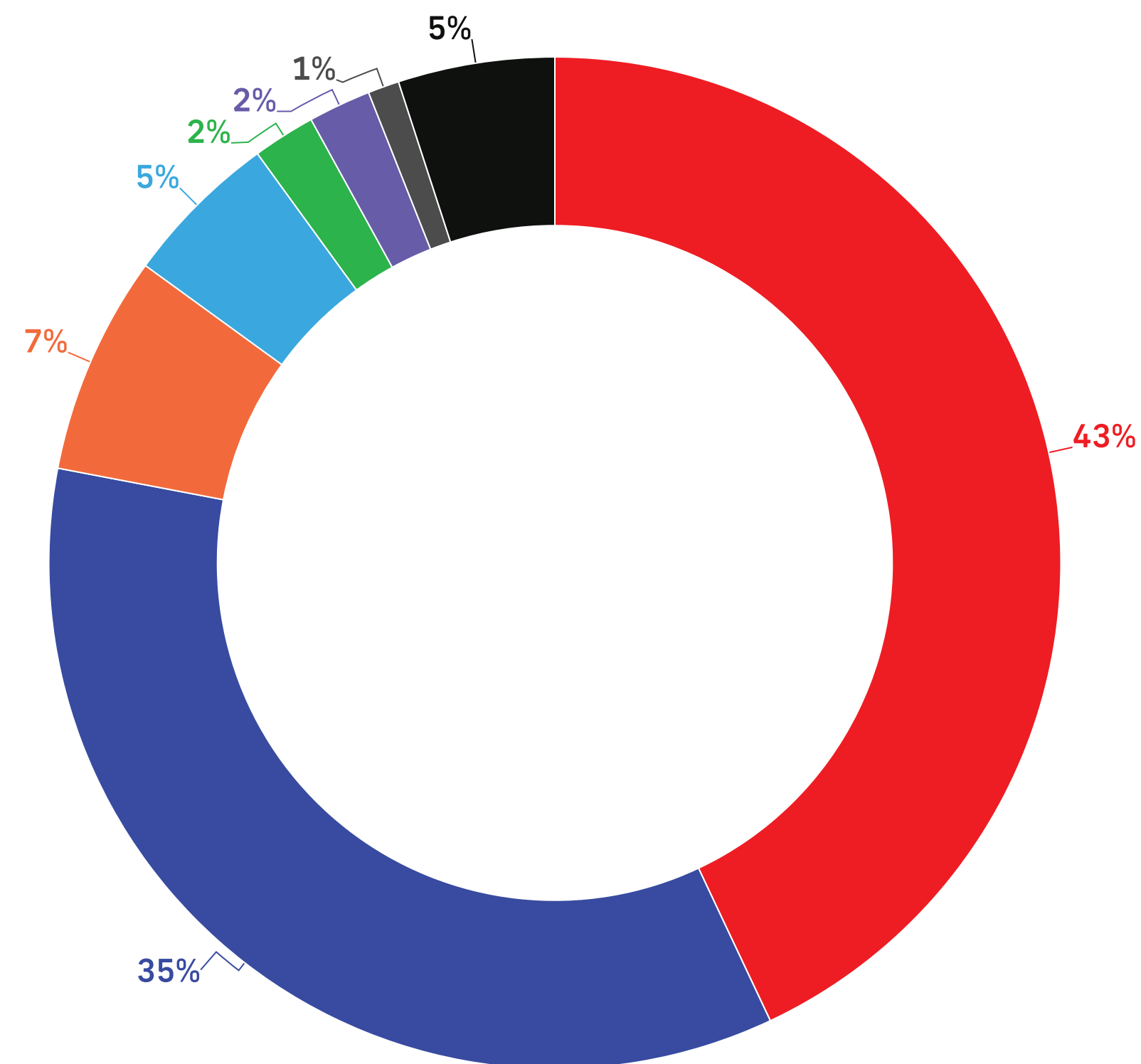
The margin of error for survey results is  $\pm 2.53$  percentage points, 19 times out of 20 for the total. Margin of error is higher for sub samples.

Results may not add up to 100 due to rounding.



## Voting Intent - National

Q: If a Federal Election were held today, which party would you vote for?

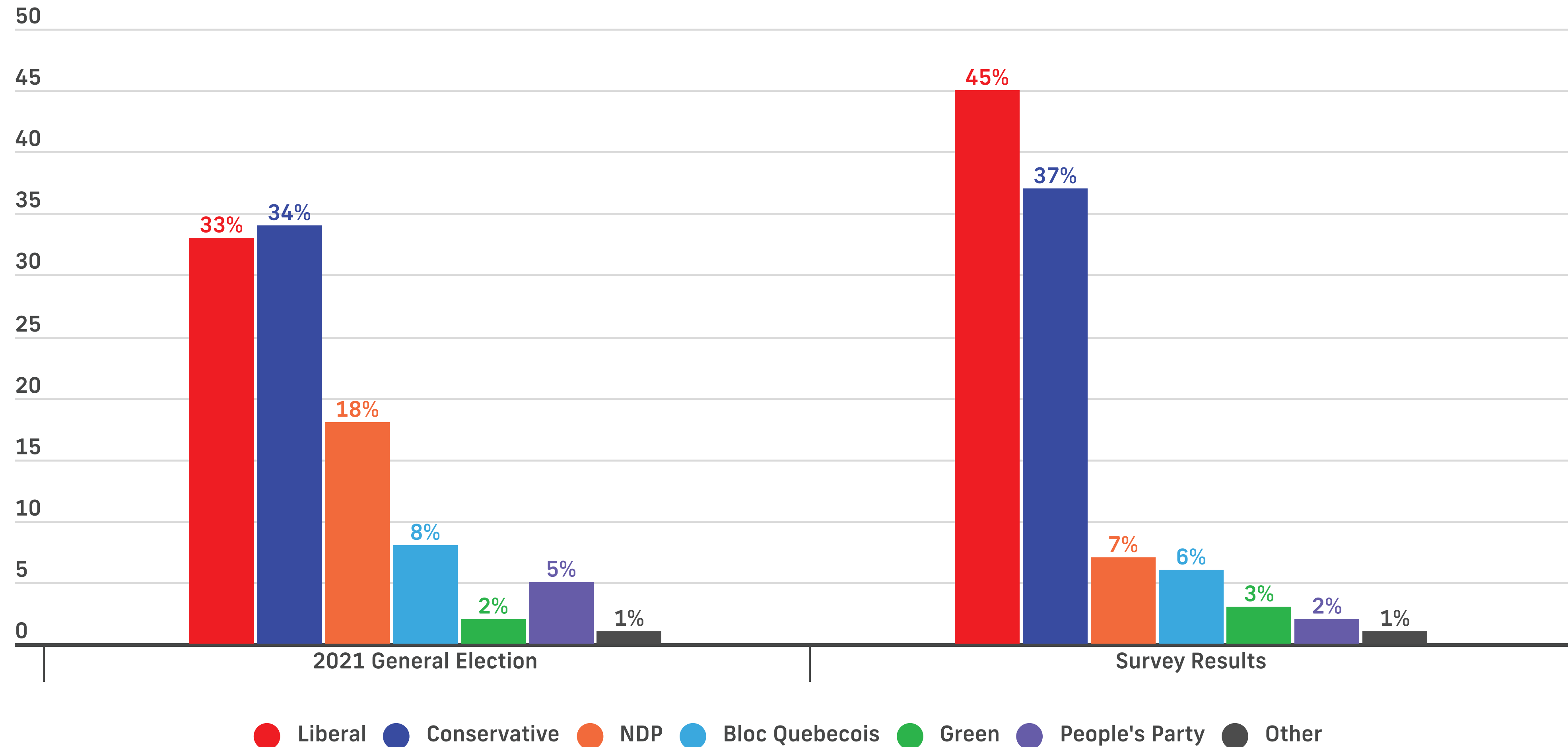


— Liberal Party led by Mark Carney — Conservative Party led by Pierre Poilievre — NDP led by Jagmeet Singh  
— Bloc Québécois led by Yves-François Blanchet — Green Party led by Elizabeth May  
— People's Party led by Maxime Bernier — Other Party or Candidate — Undecided



## Voting Intent - Federal - Decided & Leaning Only

Q: If a Federal Election were held today, which party would you vote for?  
& (Undecided Only): And which party are you leaning towards?

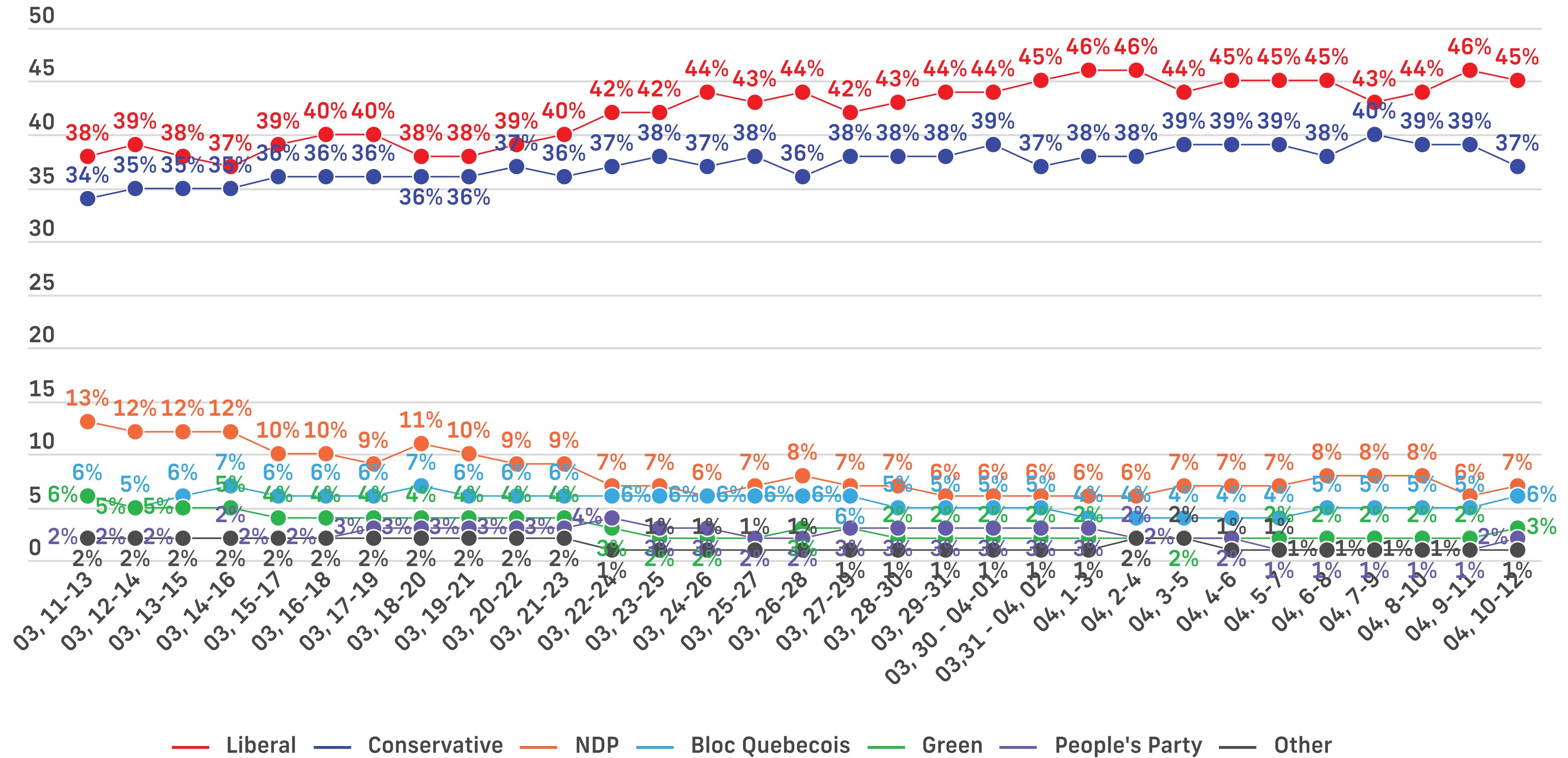







# Voting Intent - National - Decided & Leaning Only

Q: If a Federal Election were held today, which party would you vote for?  
& (Undecided Only): And which party are you leaning towards?





## Voting Intent - National

*Q: If a Federal Election were held today, which party would you vote for?  
Undecided Only: And which party are you leaning towards?*

### All Voters


	All	Female	Male	Other	18-34	35-49	50-64	65+	ATL	QC	ON	MB/SK	AB	BC
Liberal Party led by Mark Carney	43%	45%	40%	40%	38%	43%	44%	46%	59%	39%	46%	38%	27%	47%
Conservative Party led by Pierre Poilievre	35%	31%	38%	40%	39%	36%	34%	29%	34%	22%	35%	45%	52%	37%
NDP led by Jagmeet Singh	7%	8%	5%	7%	7%	5%	7%	9%	2%	5%	8%	7%	6%	7%
Bloc Québécois led by Yves-François Blanchet	5%	5%	6%	2%	5%	5%	6%	6%	-	23%	-	-	-	-
Green Party led by Elizabeth May	2%	2%	3%	2%	2%	3%	2%	2%	1%	2%	3%	2%	2%	2%
People's Party led by Maxime Bernier	2%	2%	2%	0%	2%	3%	1%	3%	1%	3%	2%	0%	5%	1%
Other Party or Candidate	1%	1%	1%	1%	1%	1%	1%	1%	2%	1%	1%	0%	1%	1%
Undecided	5%	6%	5%	10%	7%	4%	5%	5%	2%	6%	5%	9%	6%	4%
Sample (Unweighted)	1500	731	699	70	399	366	381	354	100	350	578	97	165	210
Weighted	1500	732	697	71	400	364	382	354	101	347	581	96	166	209

### Decided & Leaning

	All	Female	Male	Other	18-34	35-49	50-64	65+	ATL	QC	ON	MB/SK	AB	BC
Liberal Party led by Mark Carney	45%	48%	42%	43%	41%	45%	47%	48%	59%	41%	49%	39%	30%	49%
Conservative Party led by Pierre Poilievre	37%	33%	39%	44%	42%	37%	35%	31%	35%	24%	37%	49%	55%	38%
NDP led by Jagmeet Singh	7%	8%	6%	8%	7%	5%	7%	9%	2%	6%	9%	9%	7%	8%
Bloc Québécois led by Yves-François Blanchet	6%	5%	6%	2%	5%	5%	6%	6%	-	24%	-	-	-	-
Green Party led by Elizabeth May	3%	2%	3%	2%	2%	3%	2%	2%	1%	2%	3%	2%	2%	2%
People's Party led by Maxime Bernier	2%	2%	3%	1%	2%	3%	1%	3%	1%	3%	2%	0%	5%	1%
Other Party or Candidate	1%	1%	1%	1%	1%	1%	1%	1%	2%	1%	1%	0%	1%	1%
Sample (Unweighted)	1458	708	682	68	392	354	370	342	99	333	561	94	163	208
Weighted	1457	710	681	66	386	354	371	346	100	335	562	93	163	204

# GET IN TOUCH

---



+1 416-483-2335



[liaison.ca](http://liaison.ca)



2586A Yonge Street, Suite 2B  
Toronto, Ontario, Canada

