



NATIONAL

National Survey for the **National Ethnic Press and Media Council of Canada**

Field Dates: March 28-30, 2025

Release Date: March 31, 2025



Ontario's **Most Accurate** **Polling Firm.**

Most accurate polling firm of the
2025 Ontario Provincial Election.



Liaison surveyed a random sample of 1,500 Canadian voters through Interactive Voice Recording (IVR) from March 28th to March 30th, 2025

Responses were weighted using demographic and geographic information to targets based on the 2021 Census.

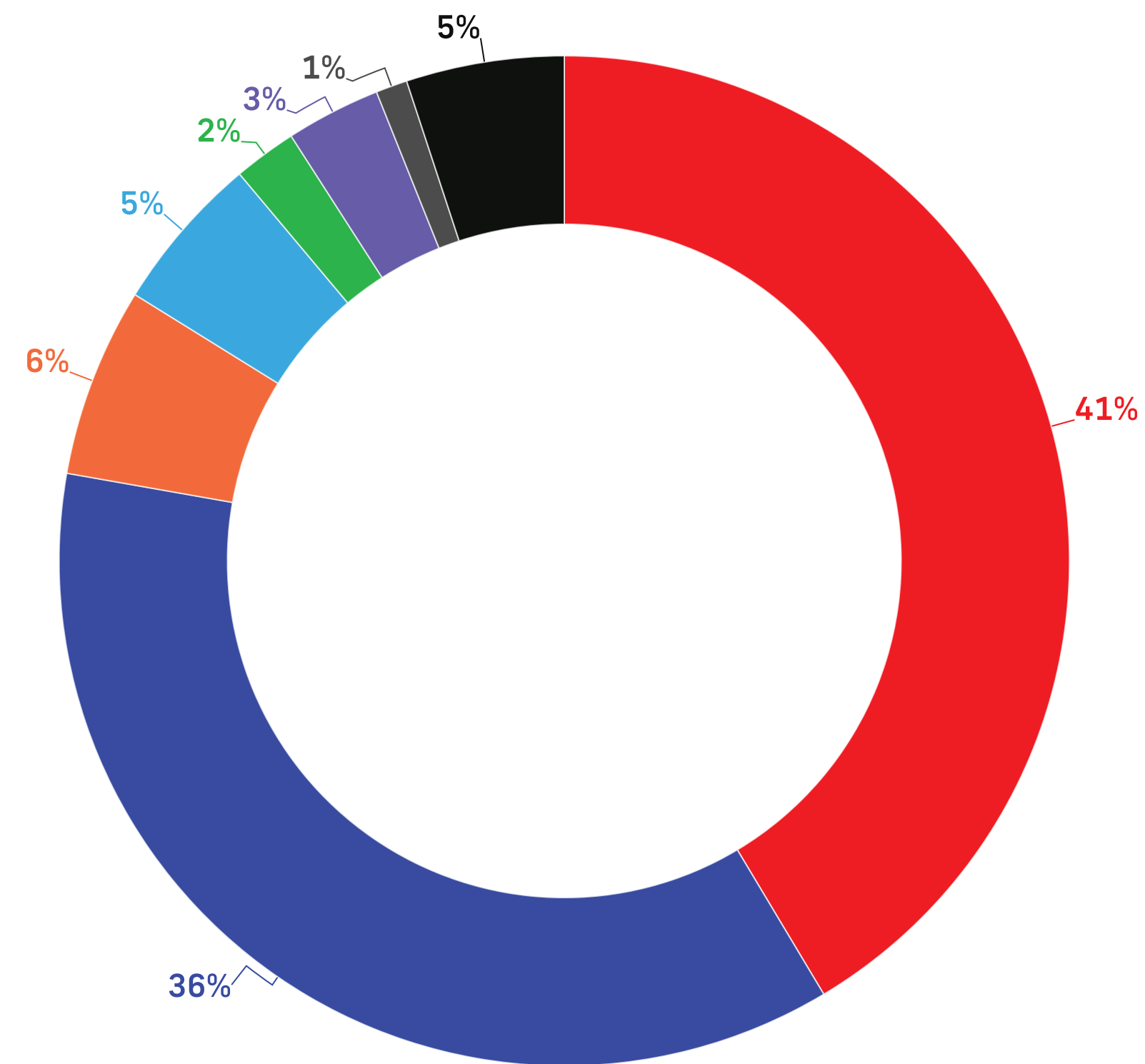
The margin of error for survey results is ± 2.53 percentage points, 19 times out of 20 for the total. Margin of error is higher for sub samples.

Results may not add up to 100 due to rounding.



Voting Intent - National

Q: If a Federal Election were held today, which party would you vote for?

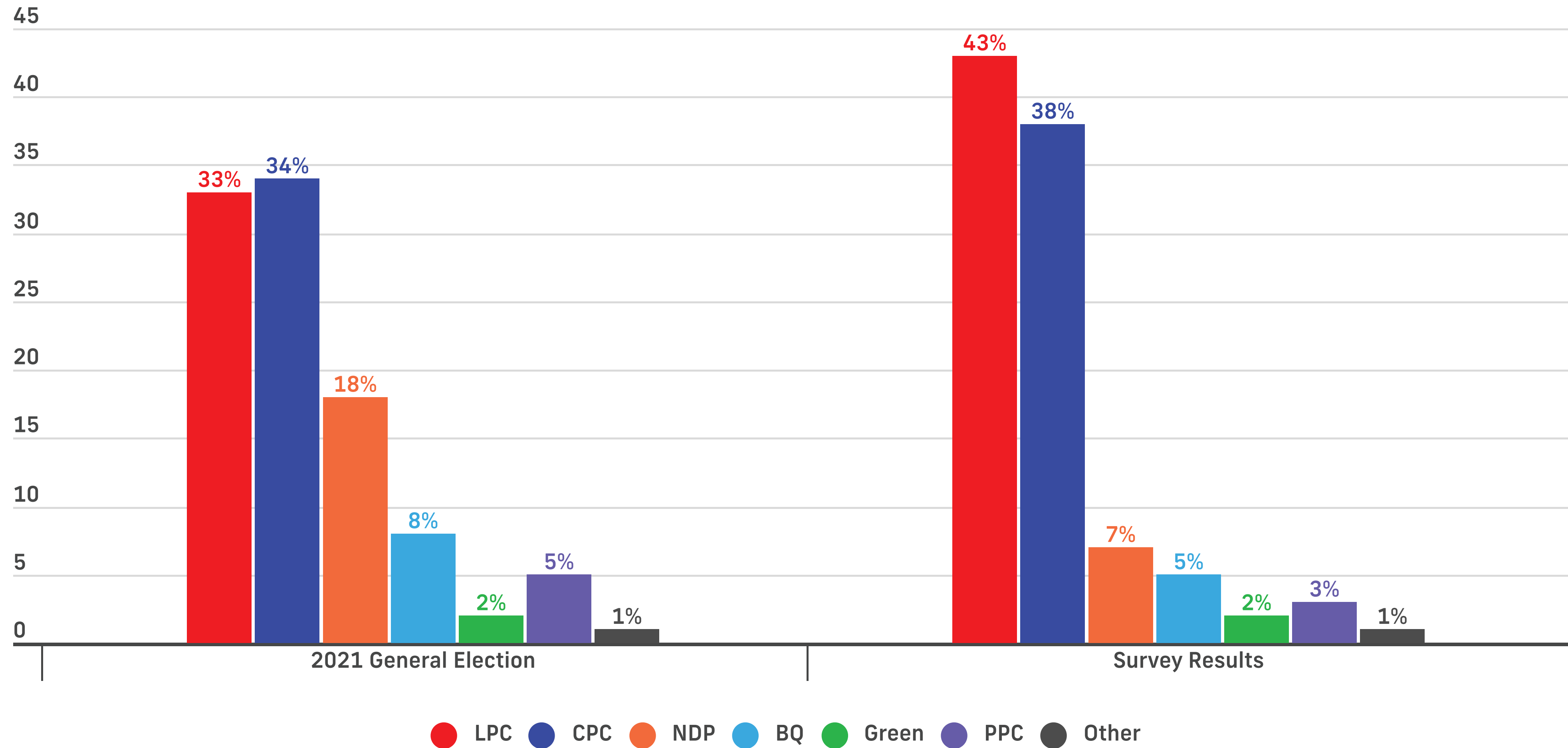



— Liberal Party led by Mark Carney — Conservative Party led by Pierre Poilievre — NDP led by Jagmeet Singh
— Bloc Québécois led by Yves-François Blanchet — Green Party led by Elizabeth May
— People's Party led by Maxime Bernier — Other Party or Candidate — Undecided



Voting Intent - Federal - Decided & Leaning Only

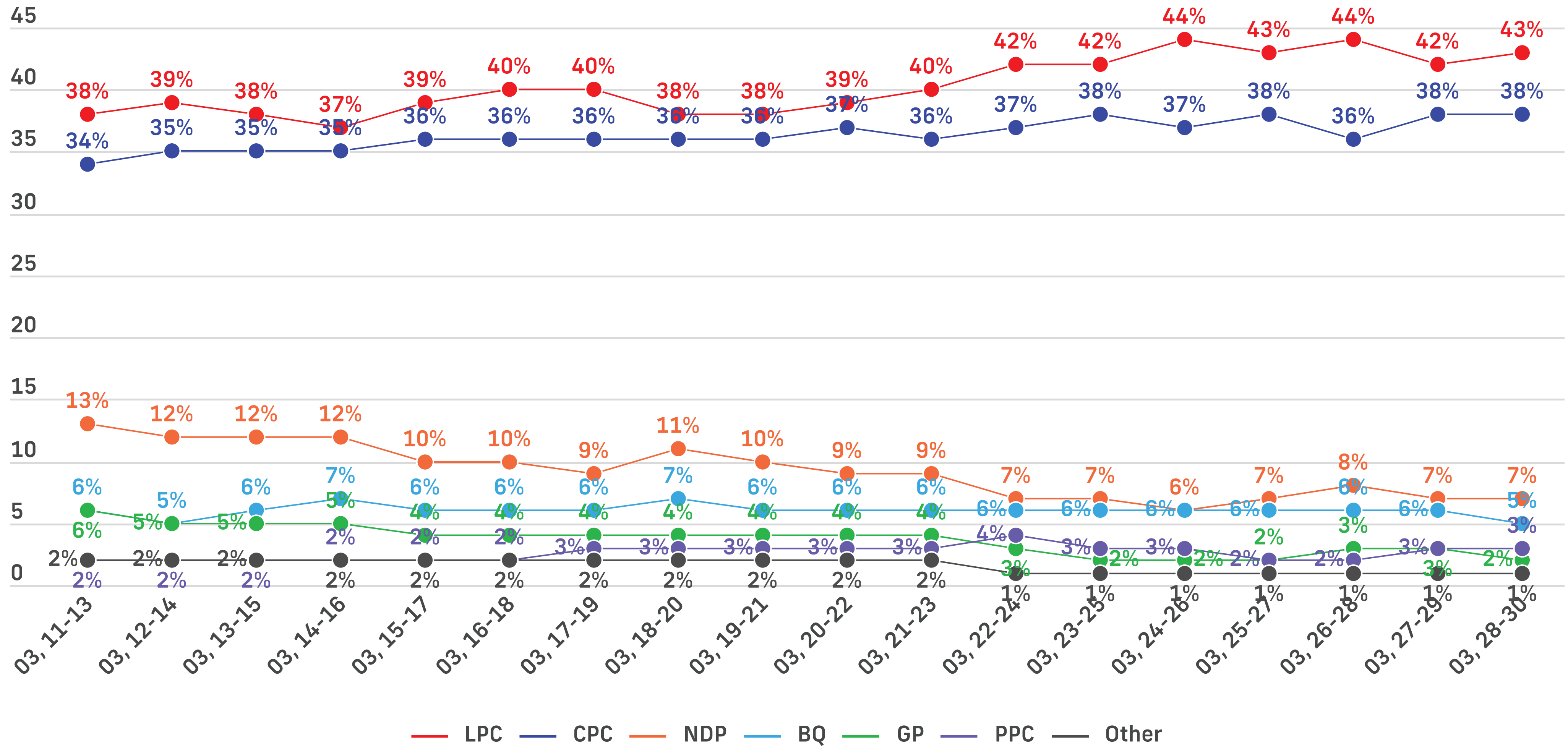
Q: If a Federal Election were held today, which party would you vote for?
& (Undecided Only): And which party are you leaning towards?






Voting Intent - National - Decided & Leaning Only

Q: If a Federal Election were held today, which party would you vote for?
 & (Undecided Only): And which party are you leaning towards?





Voting Intent - National

*Q: If a Federal Election were held today, which party would you vote for?
Undecided Only: And which party are you leaning towards?*


All Voters

	All	Female	Male	Other	18-34	35-49	50-64	65+	ATL	QC	ON	MB/SK	AB	BC
Liberal Party led by Mark Carney	41%	45%	38%	36%	40%	39%	42%	45%	48%	38%	46%	33%	32%	43%
Conservative Party led by Pierre Poilievre	36%	32%	39%	40%	41%	36%	34%	33%	30%	25%	39%	47%	46%	37%
NDP led by Jagmeet Singh	6%	6%	6%	4%	6%	5%	5%	8%	10%	5%	5%	10%	5%	7%
Bloc Québécois led by Yves-François Blanchet	5%	5%	5%	6%	4%	6%	6%	4%	-	22%	-	-	-	-
Green Party led by Elizabeth May	2%	2%	2%	3%	2%	2%	2%	1%	2%	2%	2%	2%	4%	1%
People's Party led by Maxime Bernier	3%	3%	4%	3%	3%	4%	3%	4%	3%	1%	3%	2%	6%	4%
Other Party or Candidate	1%	1%	1%	4%	1%	2%	2%	1%	1%	1%	1%	2%	2%	1%
Undecided	5%	5%	5%	5%	4%	6%	5%	5%	6%	6%	4%	4%	5%	7%
Sample (Unweighted)	1500	734	691	75	399	360	384	357	100	351	579	100	155	215
Weighted	1500	732	697	71	400	364	382	354	101	347	581	96	166	209

Decided & Leaning

	All	Female	Male	Other	18-34	35-49	50-64	65+	ATL	QC	ON	MB/SK	AB	BC
Liberal Party led by Mark Carney	43%	48%	40%	39%	41%	42%	44%	47%	51%	40%	48%	33%	33%	45%
Conservative Party led by Pierre Poilievre	38%	34%	42%	42%	43%	38%	36%	35%	33%	27%	40%	49%	50%	40%
NDP led by Jagmeet Singh	7%	7%	7%	4%	7%	5%	6%	8%	10%	6%	6%	10%	5%	8%
Bloc Québécois led by Yves-François Blanchet	5%	5%	5%	6%	4%	6%	7%	4%	-	22%	-	-	-	-
Green Party led by Elizabeth May	2%	3%	2%	3%	2%	3%	2%	2%	2%	3%	2%	3%	4%	1%
People's Party led by Maxime Bernier	3%	3%	4%	3%	3%	4%	3%	4%	3%	2%	3%	2%	7%	4%
Other Party or Candidate	1%	1%	1%	4%	1%	2%	2%	1%	2%	1%	1%	2%	2%	2%
Sample (Unweighted)	1470	717	680	73	398	354	373	345	100	337	571	98	153	211
Weighted	1469	716	683	70	393	354	374	348	99	336	571	96	164	204

GET IN TOUCH



+1 416-483-2335



liaison.ca



2586A Yonge Street, Suite 2B
Toronto, Ontario, Canada

