



# NATIONAL

---

Ontario Survey for the **National Ethnic Press and Media Council of Canada**

Field Dates: March 26-28, 2025

Release Date: March 29, 2025



# Ontario's **Most Accurate** **Polling Firm.**

Most accurate polling firm of the  
2025 Ontario Provincial Election.






Liaison surveyed a random sample of 1,500 Canadian voters through Interactive Voice Recording (IVR) from March 26th to March 28th, 2025

Responses were weighted using demographic and geographic information to targets based on the 2021 Census.

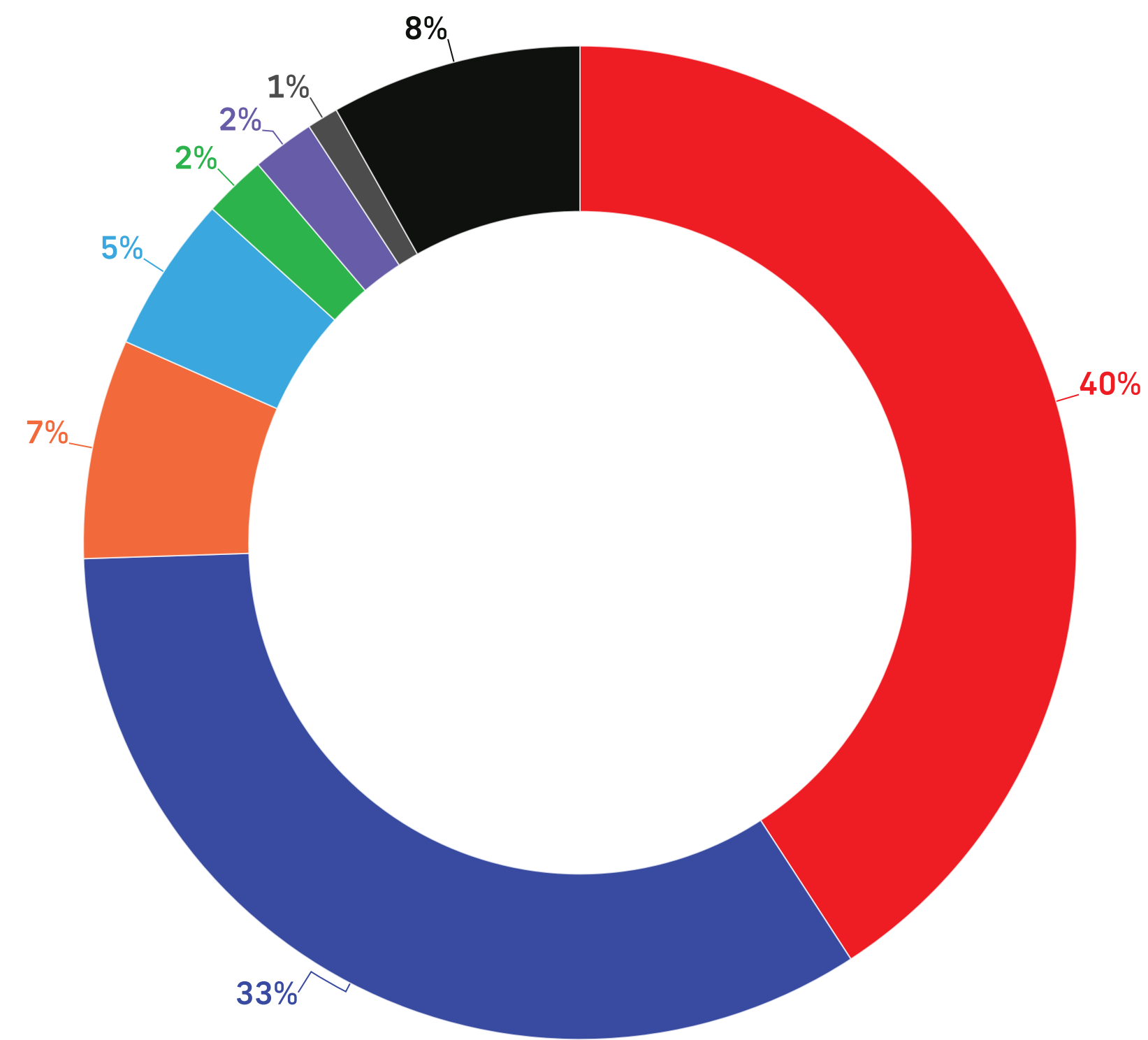
The margin of error for survey results is  $\pm 2.53$  percentage points, 19 times out of 20 for the total. Margin of error is higher for sub samples.

Results may not add up to 100 due to rounding.




## Voting Intent - National

Q: If a Federal Election were held today, which party would you vote for?

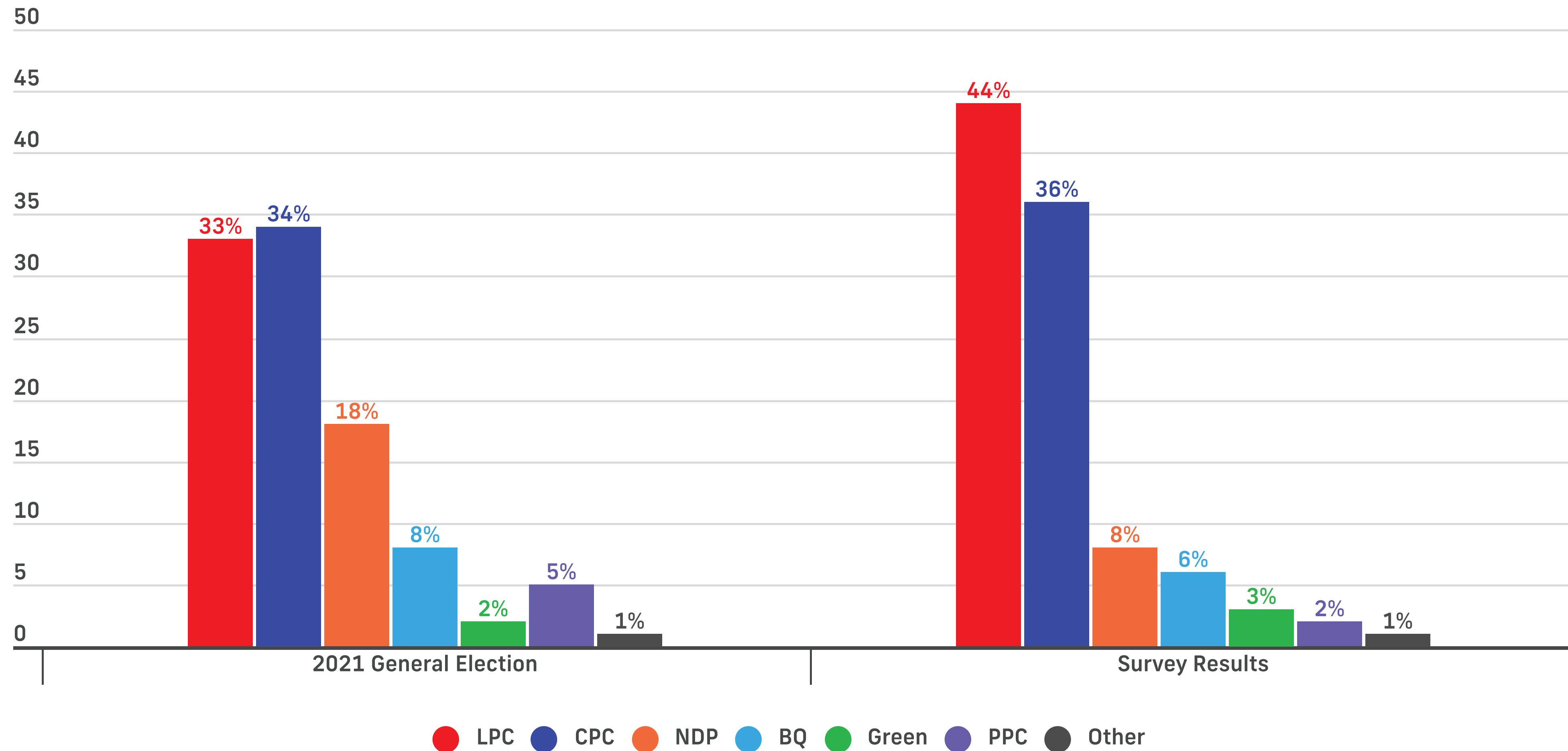


— Liberal Party led by Mark Carney — Conservative Party led by Pierre Poilievre — NDP led by Jagmeet Singh  
— Bloc Québécois led by Yves-François Blanchet — Green Party led by Elizabeth May  
— People's Party led by Maxime Bernier — Other Party or Candidate — Undecided




## Voting Intent - Federal - Decided & Leaning Only

Q: If a Federal Election were held today, which party would you vote for?  
& (Undecided Only): And which party are you leaning towards?

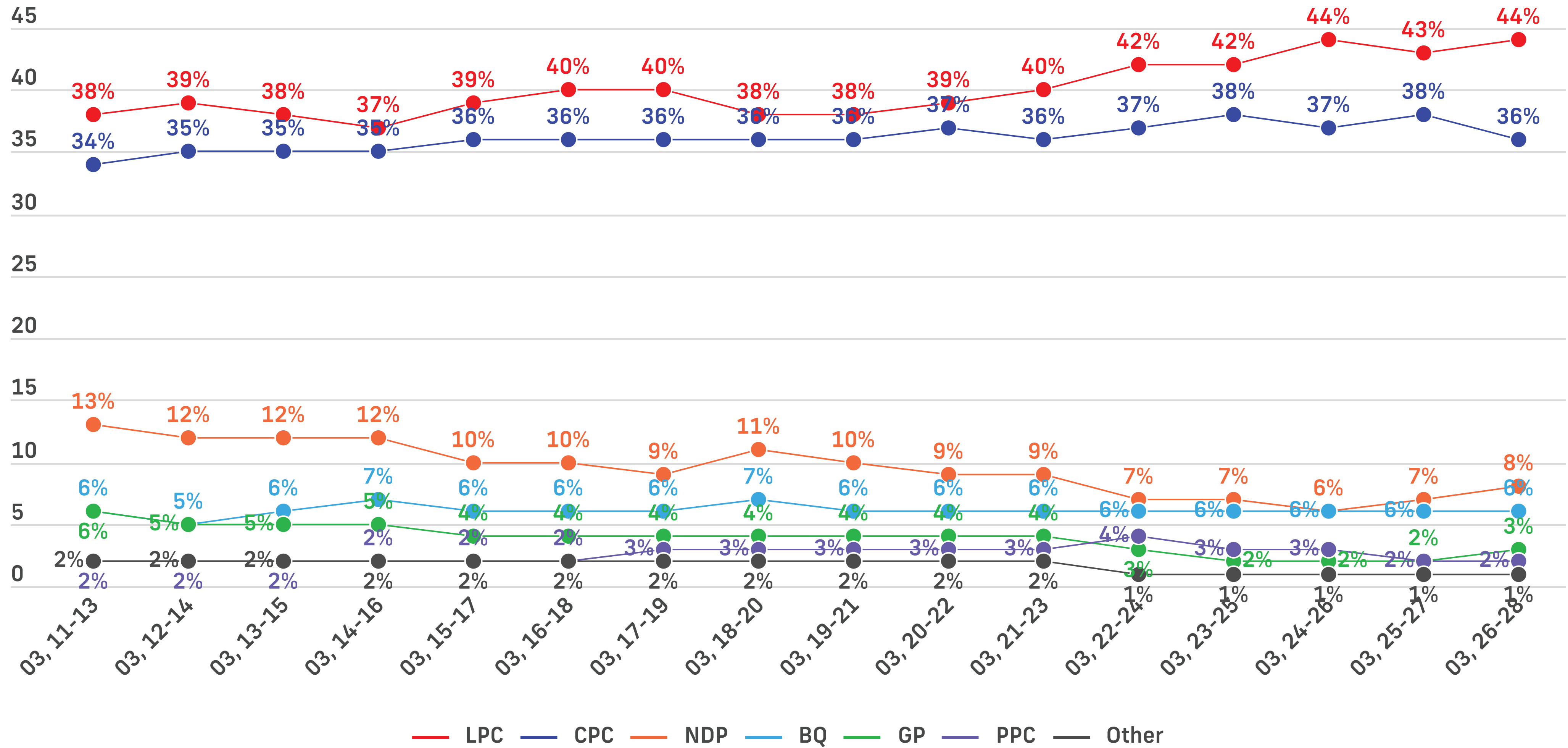






# Voting Intent - National - Decided & Leaning Only

Q: If a Federal Election were held today, which party would you vote for?  
& (Undecided Only): And which party are you leaning towards?





## Voting Intent - National

*Q: If a Federal Election were held today, which party would you vote for?  
Undecided Only: And which party are you leaning towards?*

### All Voters


	All	Female	Male	Other	18-34	35-49	50-64	65+	ATL	QC	ON	MB/SK	AB	BC
Liberal Party led by Mark Carney	40%	43%	37%	35%	38%	38%	43%	42%	49%	35%	45%	32%	33%	39%
Conservative Party led by Pierre Poilievre	33%	30%	37%	36%	38%	33%	29%	32%	25%	22%	36%	45%	45%	34%
NDP led by Jagmeet Singh	7%	8%	7%	4%	7%	8%	7%	8%	10%	6%	7%	12%	7%	8%
Bloc Québécois led by Yves-François Blanchet	5%	6%	5%	6%	4%	7%	7%	4%	-	24%	-	-	-	-
Green Party led by Elizabeth May	2%	2%	2%	5%	2%	2%	3%	2%	3%	2%	2%	1%	4%	1%
People's Party led by Maxime Bernier	2%	2%	3%	3%	3%	2%	2%	2%	3%	2%	2%	3%	2%	3%
Other Party or Candidate	1%	1%	1%	3%	1%	2%	2%	0%	2%	1%	1%	1%	2%	1%
Undecided	8%	9%	7%	9%	7%	8%	8%	10%	8%	9%	7%	5%	6%	13%
Sample (Unweighted)	1500	735	695	70	400	357	383	360	102	346	582	100	165	205
Weighted	1500	732	697	71	400	364	382	354	101	347	581	96	166	209

### Decided & Leaning

	All	Female	Male	Other	18-34	35-49	50-64	65+	ATL	QC	ON	MB/SK	AB	BC
Liberal Party led by Mark Carney	44%	47%	40%	39%	41%	41%	47%	46%	55%	39%	49%	33%	35%	44%
Conservative Party led by Pierre Poilievre	36%	32%	40%	41%	41%	36%	32%	35%	26%	24%	38%	48%	49%	39%
NDP led by Jagmeet Singh	8%	8%	8%	4%	8%	8%	7%	9%	10%	6%	8%	12%	7%	9%
Bloc Québécois led by Yves-François Blanchet	6%	6%	6%	6%	4%	8%	7%	4%	-	26%	-	-	-	-
Green Party led by Elizabeth May	3%	3%	2%	5%	2%	2%	3%	3%	3%	3%	2%	2%	4%	2%
People's Party led by Maxime Bernier	2%	2%	3%	4%	3%	3%	2%	2%	3%	2%	2%	3%	3%	4%
Other Party or Candidate	1%	2%	1%	3%	1%	2%	2%	1%	2%	1%	1%	1%	2%	2%
Sample (Unweighted)	1423	690	663	70	387	345	363	328	102	315	549	99	159	199
Weighted	1422	688	665	69	382	345	364	331	98	324	553	94	161	192

# GET IN TOUCH


---



+1 416-483-2335



[liaison.ca](http://liaison.ca)



2586A Yonge Street, Suite 2B  
Toronto, Ontario, Canada

