



NATIONAL

Ontario Survey for the **National Ethnic Press and Media Council of Canada**

Field Dates: March 20-22, 2025

Release Date: March 23, 2025



Ontario's **Most Accurate** **Polling Firm.**

Most accurate polling firm of the
2025 Ontario Provincial Election.




Liaison surveyed a random sample of 1,500 Canadian voters through Interactive Voice Recording (IVR) from March 20th to March 22nd, 2025

Responses were weighted using demographic and geographic information to targets based on the 2021 Census.

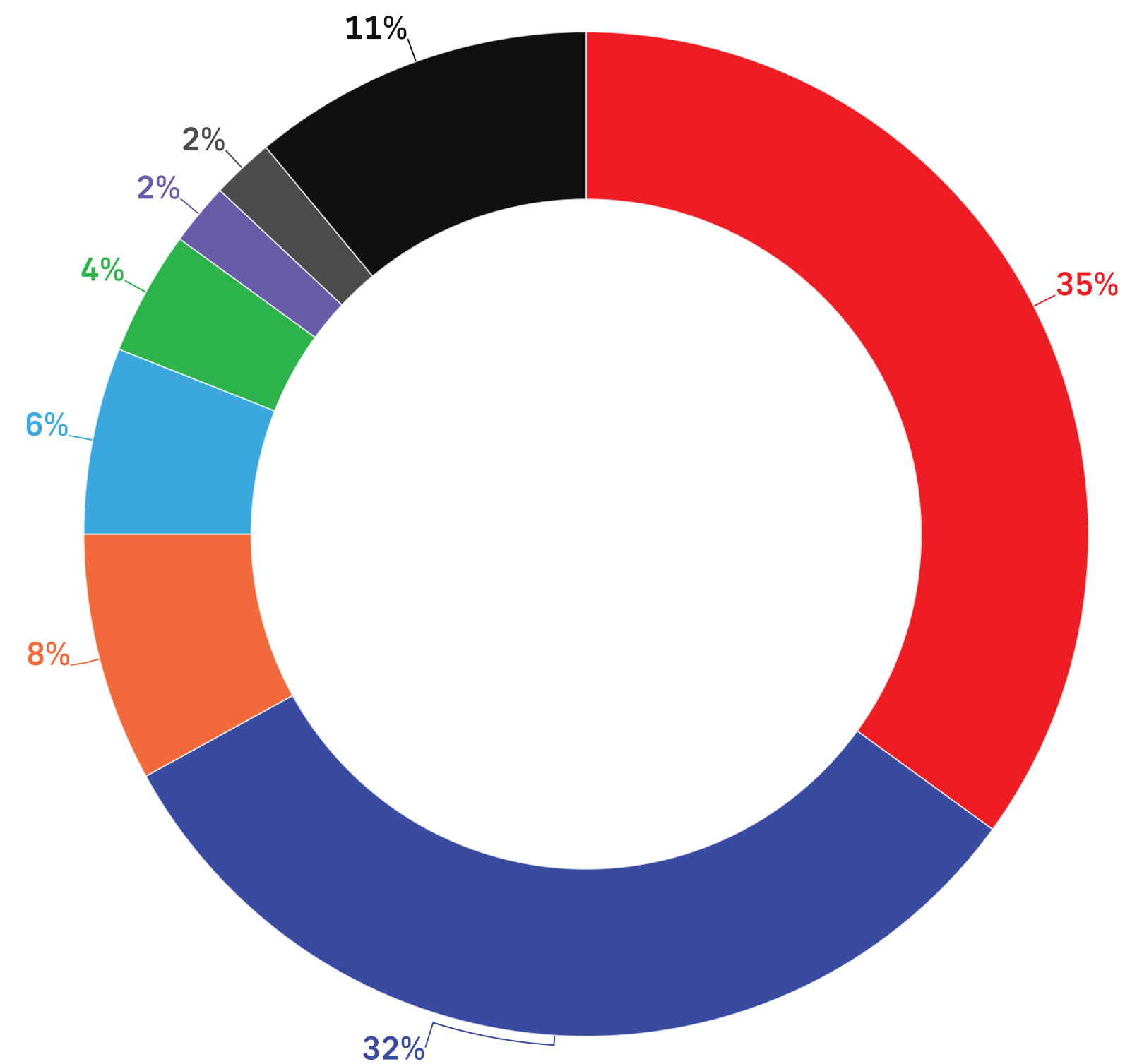
The margin of error for survey results is ± 2.53 percentage points, 19 times out of 20 for the total. Margin of error is higher for sub samples.

Results may not add up to 100 due to rounding.



Voting Intent - National

Q: If a Federal Election were held today, which party would you vote for?

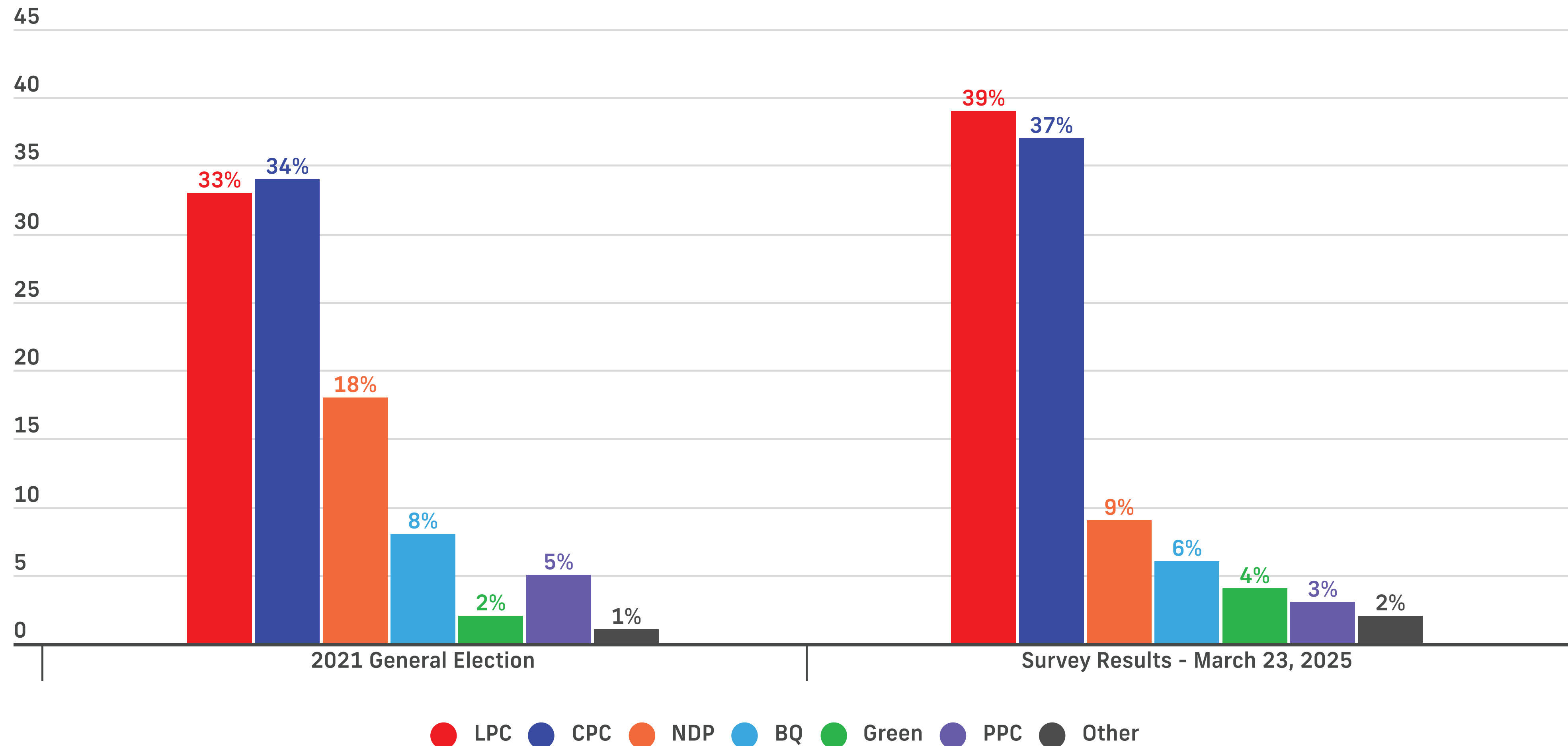


— Liberal Party led by Mark Carney — Conservative Party led by Pierre Poilievre — NDP led by Jagmeet Singh
— Bloc Québécois led by Yves-François Blanchet — Green Party led by Elizabeth May
— People's Party led by Maxime Bernier — Other Party or Candidate — Undecided



Voting Intent - Federal - Decided & Leaning Only

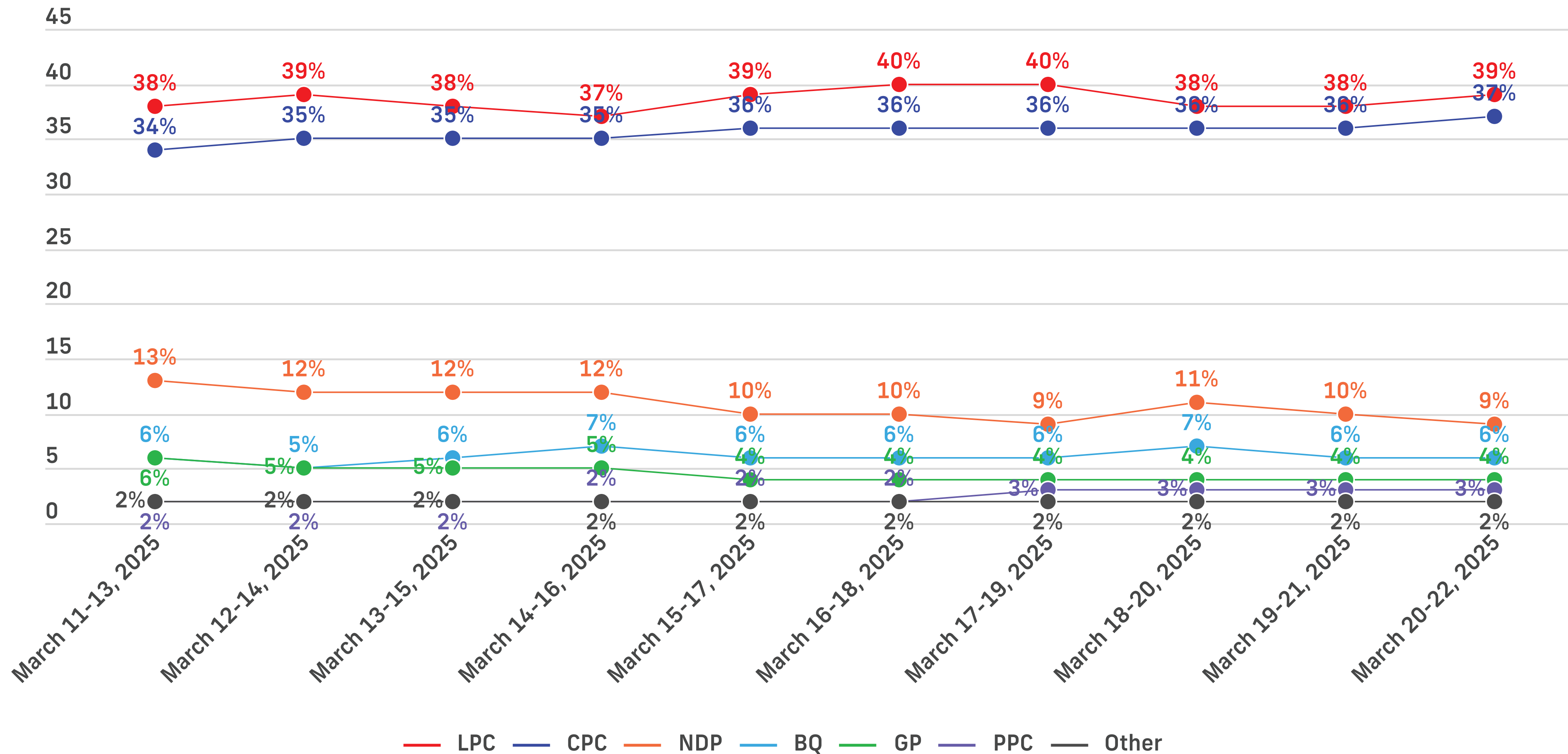
Q: If a Federal Election were held today, which party would you vote for?
& (Undecided Only): And which party are you leaning towards?





Voting Intent - National - Decided & Leaning Only

Q: If a Federal Election were held today, which party would you vote for?
& (Undecided Only): And which party are you leaning towards?





Voting Intent - National

*Q: If a Federal Election were held today, which party would you vote for?
Undecided Only: And which party are you leaning towards?*


All Voters

	All	Female	Male	Other	18-34	35-49	50-64	65+	ATL	QC	ON	MB/SK	AB	BC
Liberal Party led by Mark Carney	35%	36%	34%	37%	34%	31%	37%	38%	48%	30%	40%	27%	28%	33%
Conservative Party led by Pierre Poilievre	32%	28%	36%	32%	35%	32%	26%	33%	20%	20%	33%	46%	45%	34%
NDP led by Jagmeet Singh	8%	9%	7%	9%	6%	9%	10%	9%	8%	6%	8%	11%	7%	13%
Bloc Québécois led by Yves-François Blanchet	6%	7%	5%	6%	5%	9%	7%	3%	-	25%	-	-	-	-
Green Party led by Elizabeth May	4%	5%	3%	2%	3%	6%	5%	2%	4%	4%	4%	4%	4%	3%
People's Party led by Maxime Bernier	2%	2%	3%	4%	2%	2%	3%	2%	2%	3%	2%	1%	2%	2%
Other Party or Candidate	2%	2%	1%	2%	1%	2%	2%	1%	4%	1%	2%	2%	2%	0%
Undecided	11%	12%	11%	9%	14%	9%	11%	11%	14%	12%	10%	9%	10%	14%
Sample (Unweighted)	1500	735	695	70	396	361	384	359	101	349	580	93	168	209
Weighted	1500	732	697	71	400	364	382	354	101	347	581	96	166	209

Decided & Leaning

	All	Female	Male	Other	18-34	35-49	50-64	65+	ATL	QC	ON	MB/SK	AB	BC
Liberal Party led by Mark Carney	39%	41%	37%	40%	38%	34%	41%	44%	57%	36%	43%	28%	31%	39%
Conservative Party led by Pierre Poilievre	37%	32%	41%	39%	43%	37%	31%	37%	25%	21%	39%	56%	52%	40%
NDP led by Jagmeet Singh	9%	10%	7%	7%	7%	9%	10%	8%	7%	6%	9%	9%	7%	14%
Bloc Québécois led by Yves-François Blanchet	7%	7%	6%	6%	5%	10%	8%	4%	-	29%	-	-	-	-
Green Party led by Elizabeth May	4%	5%	3%	2%	3%	6%	5%	3%	5%	4%	5%	4%	5%	4%
People's Party led by Maxime Bernier	3%	2%	3%	4%	3%	2%	3%	2%	2%	3%	3%	1%	3%	3%
Other Party or Candidate	2%	2%	1%	2%	1%	2%	3%	1%	4%	1%	2%	2%	2%	0%
Sample (Unweighted)	1427	690	669	68	368	348	372	339	96	326	558	92	159	196
Weighted	1426	692	668	66	373	350	369	334	95	325	556	93	161	196


GET IN TOUCH



+1 416-483-2335



liaison.ca



2586A Yonge Street, Suite 2B
Toronto, Ontario, Canada

