



# **SASKATCHEWAN**

---

Saskatchewan Survey for the **National Ethnic Press and Media Council of Canada**

Field Dates: October 24-25, 2024

Release Date: October 26, 2024



Liaison surveyed a random sample of 729 Saskatchewan voters through Interactive Voice Recording (IVR) from October 24-25, 2024

Responses were weighted using demographic and geographic information to targets based on the 2021 Census.

The margin of error for survey results is  $\pm 3.46$  percentage points, 19 times out of 20 for the total. Margins of error are higher for sub samples.

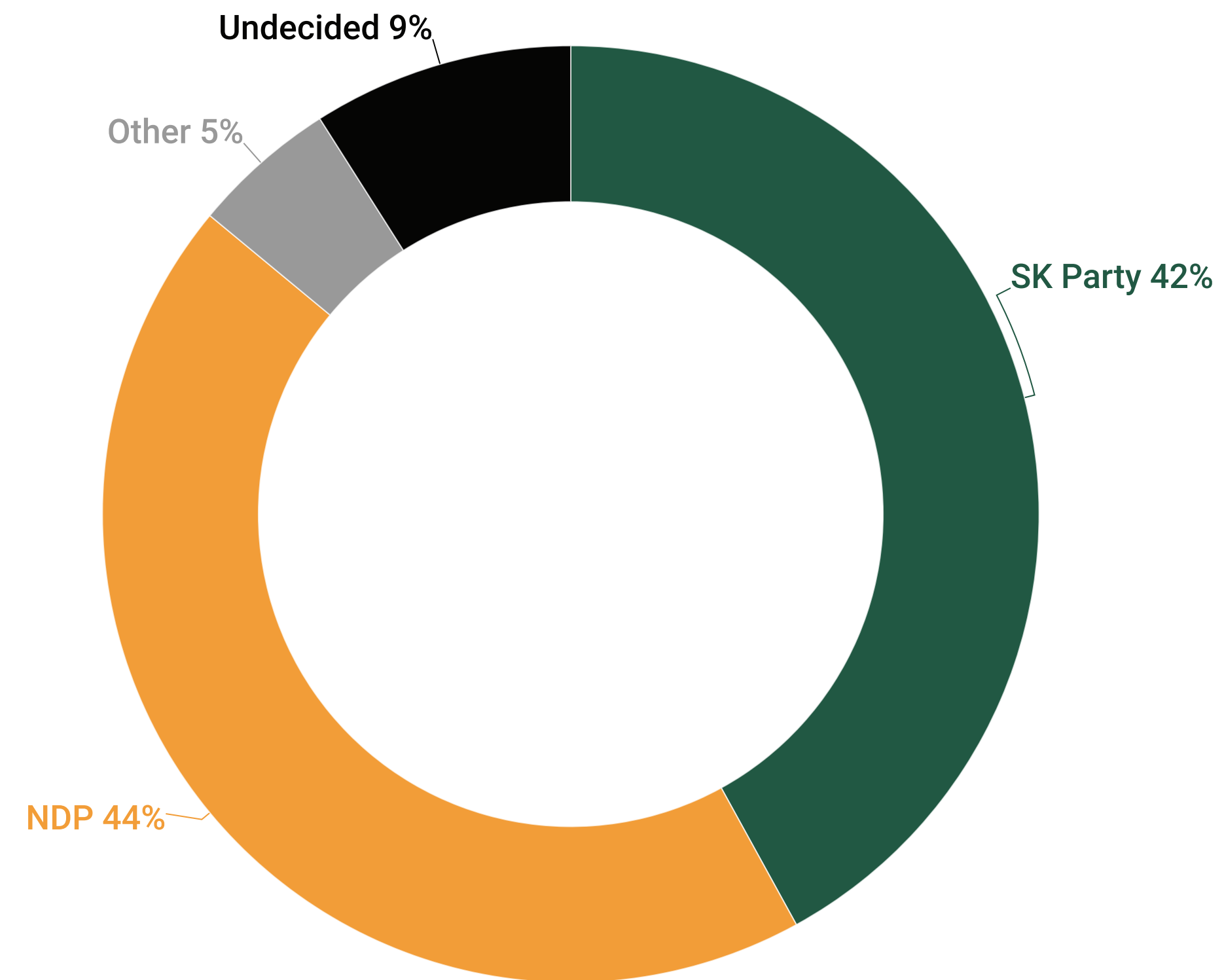
Results may not add up to 100 due to rounding.

Liaison is a member of the Canadian Research Insights Council.



## Voting Intent - Saskatchewan

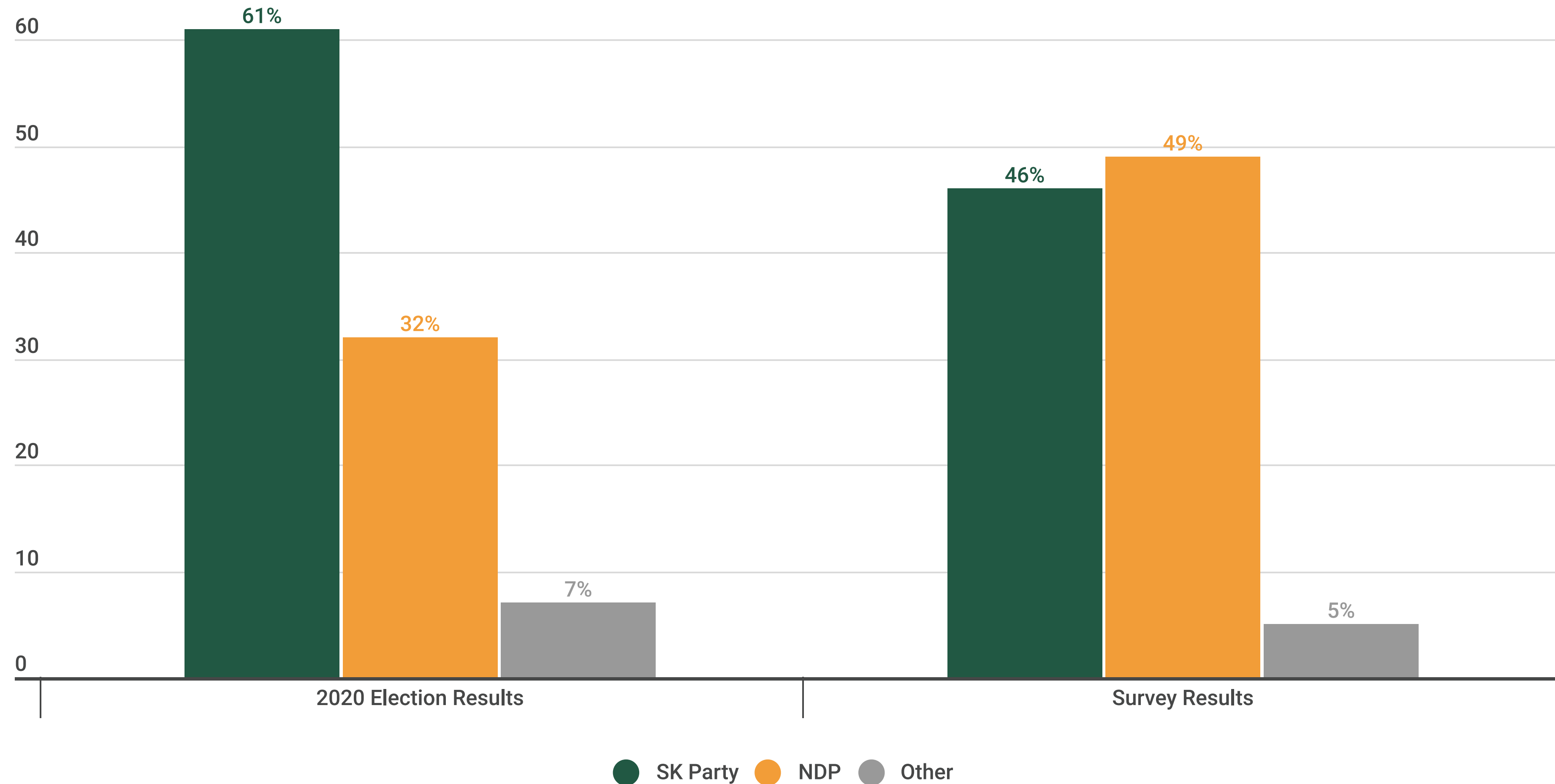
*Q: If a Provincial Election were held today, which party would you vote for?*





## Voting Intent - Saskatchewan - Decided & Leaning Only

Q: *If a Provincial Election were held today, which party would you vote for?*  
*Undecided Only: And which candidate are you leaning towards?*





## Voting Intent - Saskatchewan

*Q: If a Provincial Election were held today, which party would you vote for?*

### All Voters

	All	Female	Male	Other	18-34	35-49	50-64	65+	Regina	Saskatoon	Remainder of SK
SK Party	42%	37%	47%	32%	40%	36%	43%	49%	29%	32%	51%
NDP	44%	48%	40%	59%	48%	48%	40%	41%	55%	52%	37%
Other	5%	3%	6%	2%	2%	5%	6%	5%	3%	3%	6%
Undecided	9%	12%	7%	7%	9%	11%	11%	5%	13%	13%	6%
Sample (Unweighted)	729	369	341	19	176	179	193	181	167	183	379
Weighted	729	357	357	15	196	185	179	169	150	177	401

### Decided & Leaning


	All	Female	Male	Other	18-34	35-49	50-64	65+	Regina	Saskatoon	Remainder of SK
SK Party	46%	42%	50%	33%	44%	41%	40%	48%	33%	36%	50%
NDP	49%	54%	43%	60%	53%	53%	38%	40%	63%	60%	36%
Other	5%	4%	6%	7%	3%	6%	6%	5%	4%	4%	6%

# GET IN TOUCH

---



+1 416-483-2335



[info@liaisonstrategies.ca](mailto:info@liaisonstrategies.ca)



2586A Yonge Street, Suite 2B  
Toronto, Ontario, Canada

