



# TORONTO

Don Valley West Survey for the **National Ethnic Press and Media Council of Canada**

Field Dates: October 17-18, 2024

Release Date: October 20, 2024



Liaison surveyed a random sample of 547 Torontonians through Interactive Voice Recording (IVR) from October 17 to October 18, 2024.

Responses were weighted using demographic and geographic information to targets based on the 2021 Census.

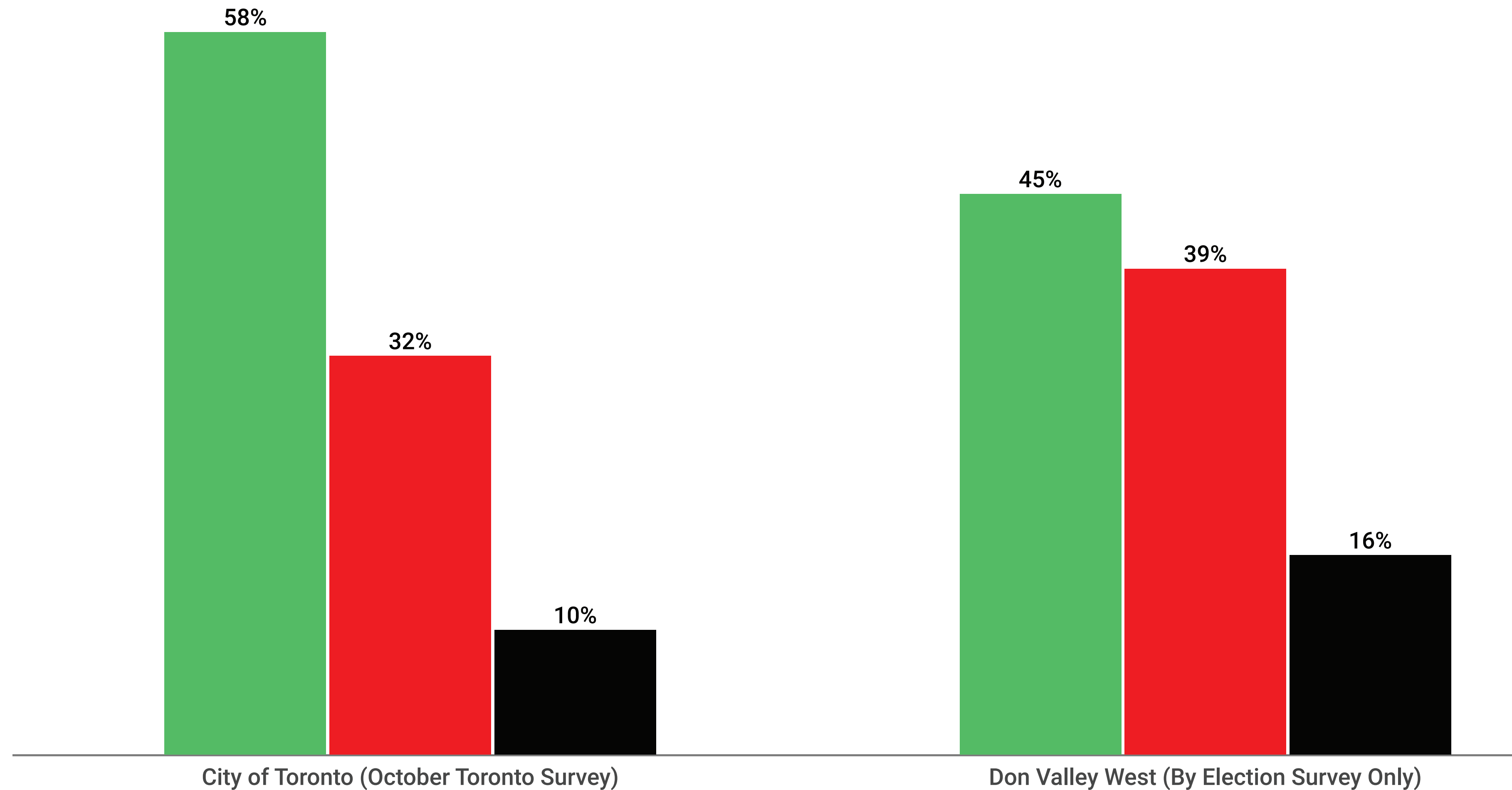
The margin of error for survey results is  $\pm 4.19$  percentage points, 19 times out of 20 for the total.


Results may not add up to 100 due to rounding.



## Mayoral Approval - Toronto vs Don Valley West

*Q: Do you approve or disapprove of the job Olivia Chow is doing as Mayor of Toronto?*





## Mayoral Approval - Don Valley West

*Q: Do you approve or disapprove of the job Olivia Chow is doing as Mayor of Toronto?*

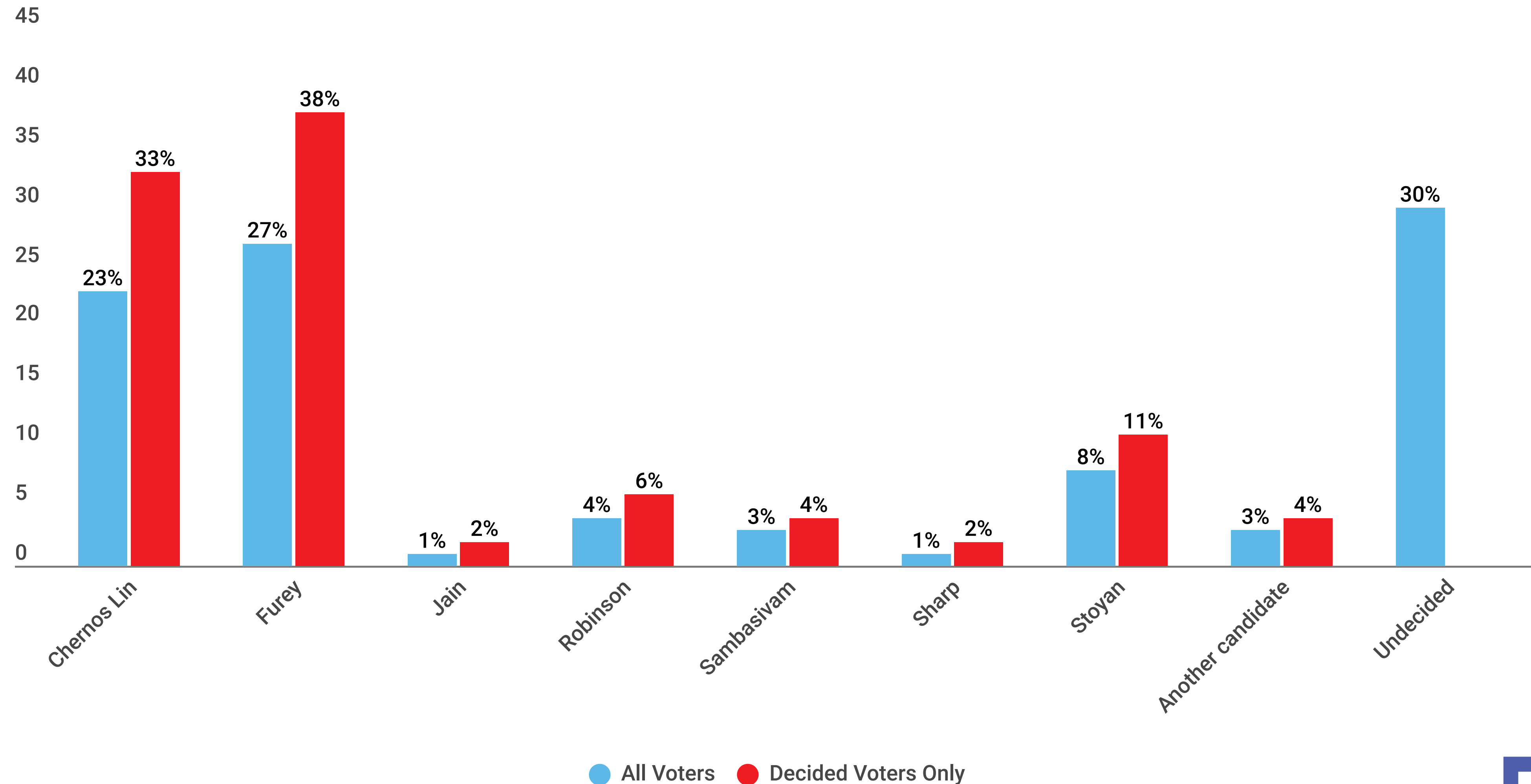
	DVW	Female	Male	Other	18-34	35-49	50-64	65+
Approve	45%	42%	48%	41%	50%	41%	33%	55%
Disapprove	39%	44%	33%	44%	34%	41%	52%	26%
Not Sure	16%	15%	18%	15%	16%	17%	14%	19%
Sample (Unweighted)	547	289	245	13	111	131	153	152
Weighted	547	276	245	26	142	137	145	123

	Chernos Lin	Furey	Stoyan	Undecided
Approve	67%	19%	51%	46%
Disapprove	18%	77%	41%	24%
Not Sure	15%	4%	8%	31%



## Ward By Election - Don Valley West

Q: If an election were held today, for whom would you cast your vote for councillor?





## Ward By Election - Don Valley West


*Q: If an election were held today, for whom would you cast your vote for councillor?*

### ALL VOTERS

	DVW	Female	Male	Other	18-34	35-49	50-64	65+
Chernos Lin	23%	27%	20%	22%	12%	34%	20%	29%
Furey	27%	30%	23%	24%	34%	24%	26%	22%
Jain	1%	1%	1%	0%	0%	0%	5%	0%
Robinson	4%	2%	6%	13%	0%	0%	7%	10%
Sambasivam	3%	4%	0%	13%	2%	3%	2%	2%
Sharp	1%	1%	2%	0%	0%	0%	2%	3%
Stoyan	8%	6%	11%	0%	8%	10%	12%	2%
Another candidate	3%	5%	1%	0%	6%	3%	1%	1%
Undecided	30%	24%	36%	28%	38%	26%	24%	31%

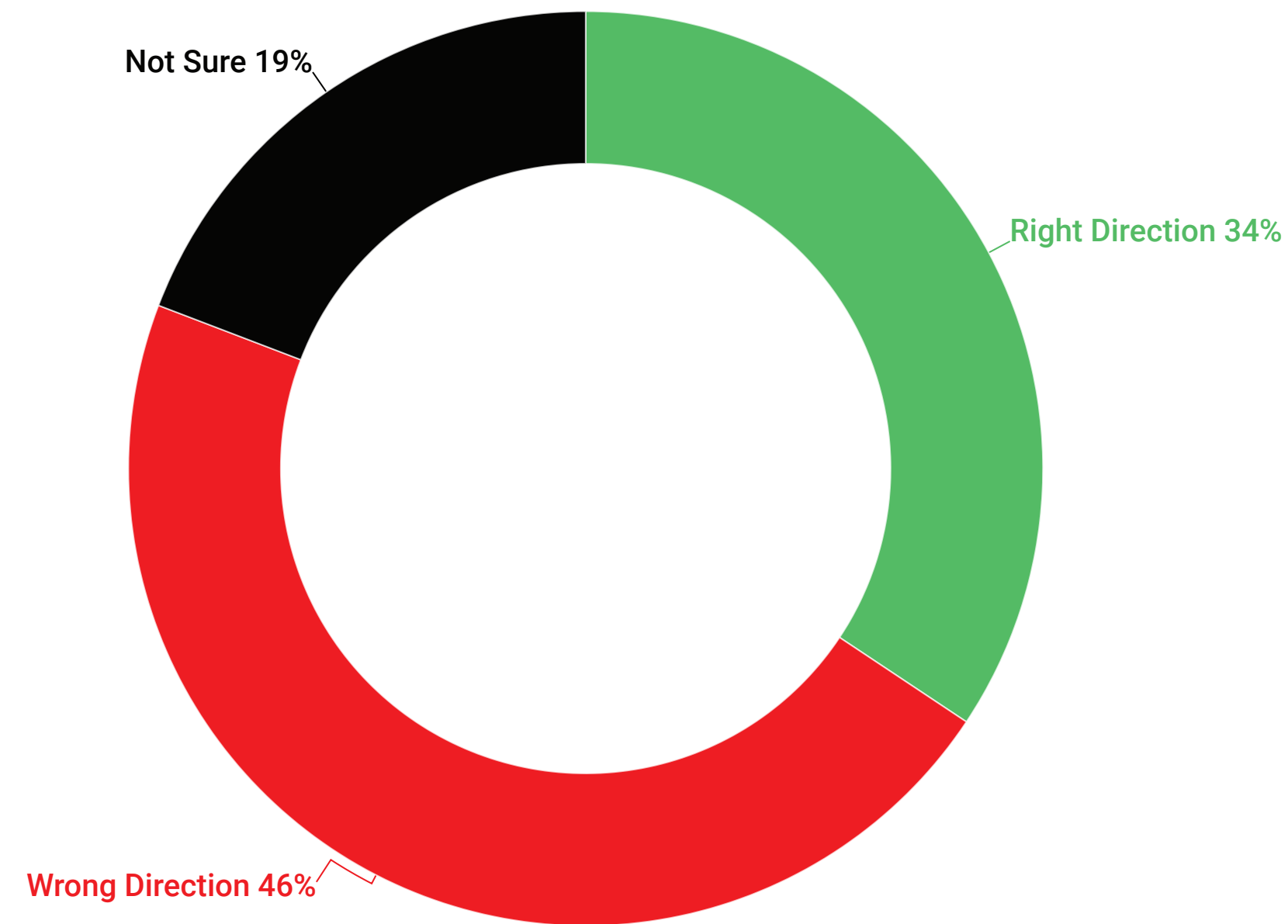
### DECIDED ONLY

	DVW	Female	Male	Other	18-34	35-49	50-64	65+
Chernos Lin	33%	35%	31%	30%	19%	46%	27%	41%
Furey	38%	40%	36%	34%	55%	32%	34%	32%
Jain	2%	2%	2%	0%	0%	0%	6%	0%
Robinson	6%	2%	9%	18%	0%	0%	9%	14%
Sambasivam	4%	5%	0%	18%	4%	4%	3%	4%
Sharp	2%	2%	2%	0%	0%	0%	3%	4%
Stoyan	11%	8%	17%	0%	13%	13%	15%	2%
Another candidate	4%	6%	2%	0%	10%	4%	2%	2%



## Direction of the City - Don Valley West Only

*Q: In your opinion is the City of Toronto moving in the right direction or the wrong direction?*

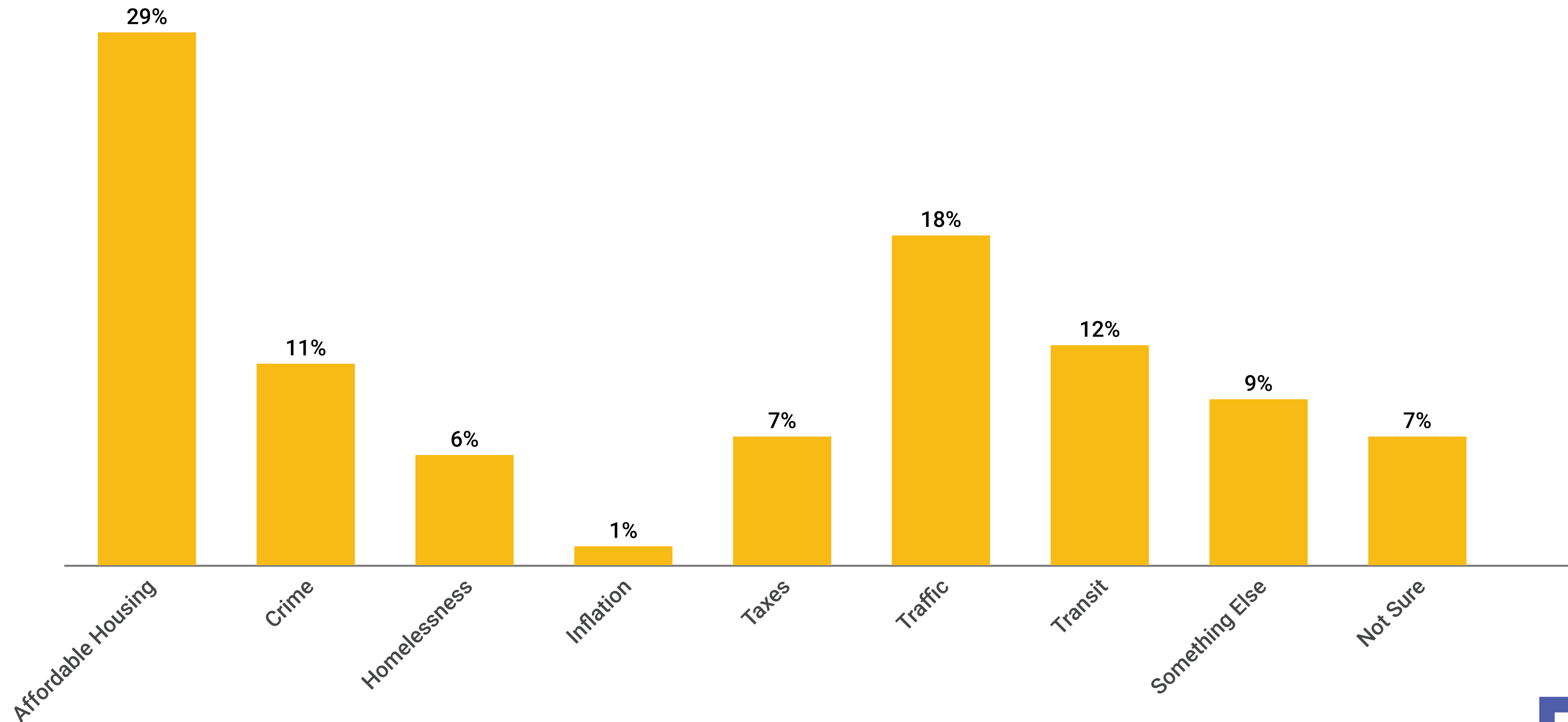


	DVW	Female	Male	Other	18-34	35-49	50-64	65+	Chernos Lin	Furey	Stoyan	Undecided
Right Direction	34%	24%	31%	41%	30%	23%	25%	33%	38%	20%	38%	21%
Wrong Direction	46%	43%	49%	54%	38%	56%	55%	35%	37%	58%	49%	49%
Not Sure	19%	33%	20%	5%	32%	20%	20%	32%	25%	21%	12%	31%




## Top Issue - Don Valley West Only

*Q: In your opinion what is the most important issue facing the City of Toronto: affordable housing, crime, homelessness, inflation, traffic, transit or something else?*








## Top Issue - Don Valley West Only

*Q: In your opinion what is the most important issue facing the City of Toronto: affordable housing, crime, homelessness, inflation, traffic, transit or something else?*


	DVW	Female	Male	Other	18-34	35-49	50-64	65+	Chernos Lin	Furey	Stoyan	Undecided
Affordable Housing	29%	34%	24%	29%	30%	36%	21%	31%	37%	20%	17%	31%
Crime	11%	8%	14%	11%	16%	4%	10%	13%	8%	13%	34%	7%
Homelessness	6%	10%	2%	13%	2%	6%	8%	8%	6%	4%	20%	6%
Inflation	1%	1%	1%	0%	0%	0%	2%	2%	0%	2%	0%	2%
Taxes	7%	3%	9%	22%	2%	4%	13%	8%	3%	15%	1%	3%
Traffic	18%	15%	22%	7%	8%	23%	22%	17%	15%	21%	8%	16%
Transit	12%	6%	20%	6%	24%	12%	7%	6%	16%	4%	2%	23%
Something Else	9%	13%	4%	7%	6%	13%	8%	7%	12%	8%	10%	7%
Not Sure	7%	10%	4%	6%	12%	1%	7%	8%	2%	14%	8%	4%

# GET IN TOUCH


---



+1 416-483-2335



[info@liaisonstrategies.ca](mailto:info@liaisonstrategies.ca)



2586A Yonge Street, Suite 2B  
Toronto, Ontario, Canada

