



# ONTARIO

---

Ontario Survey for the **National Ethnic  
Press and Media Council of Canada**

Field Dates: June 26-27, 2024

Release Date: July 2, 2024





Liaison surveyed a random sample of 1,245 Ontario voters through Interactive Voice Recording (IVR) from June 26-27, 2024

Responses were weighted using demographic and geographic information to targets based on the 2021 Census.

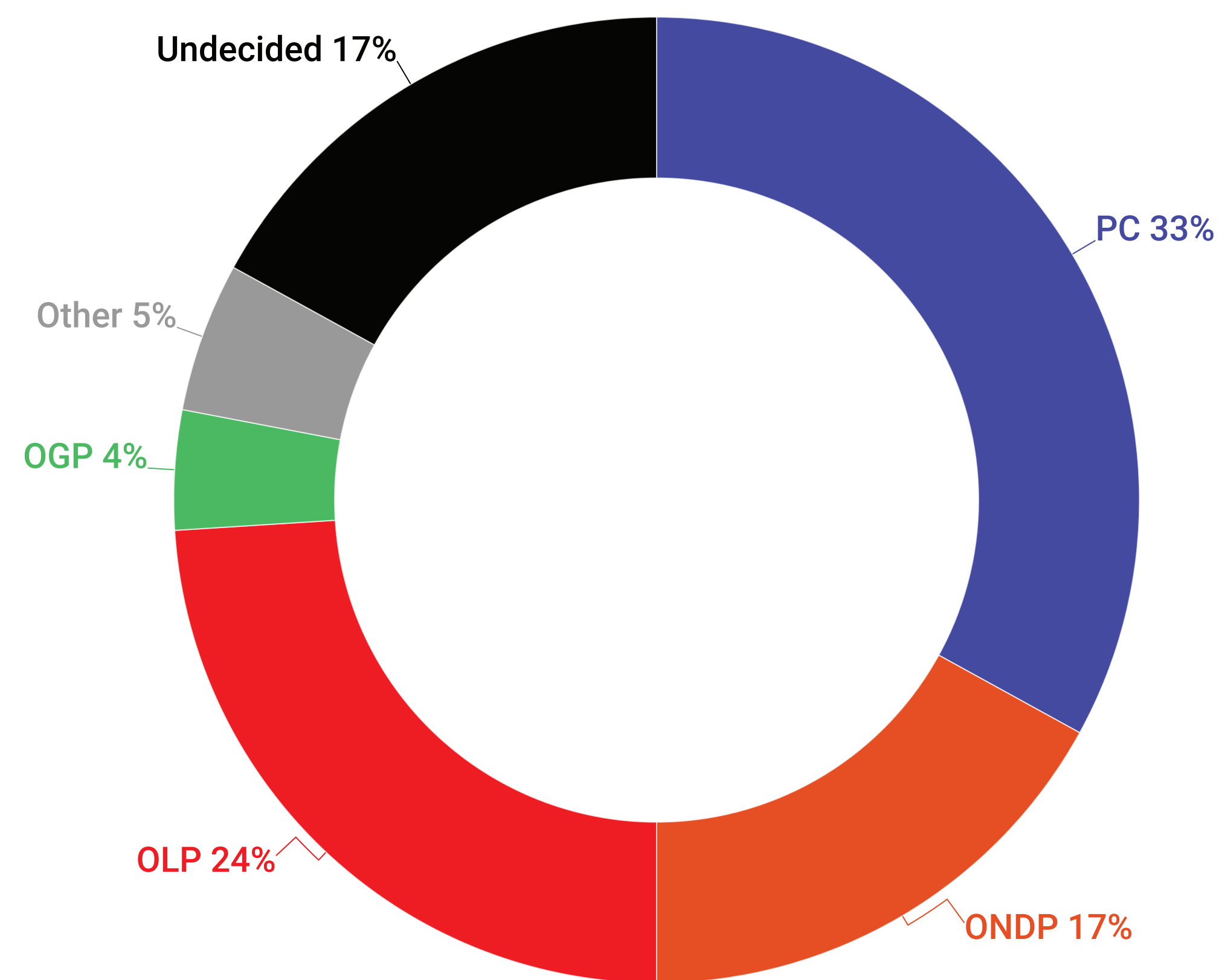
The margin of error for survey results is  $\pm 2.77$  percentage points, 19 times out of 20 for the total. Margin of error is higher for sub samples.


Results may not add up to 100 due to rounding.



## Voting Intent - Provincial

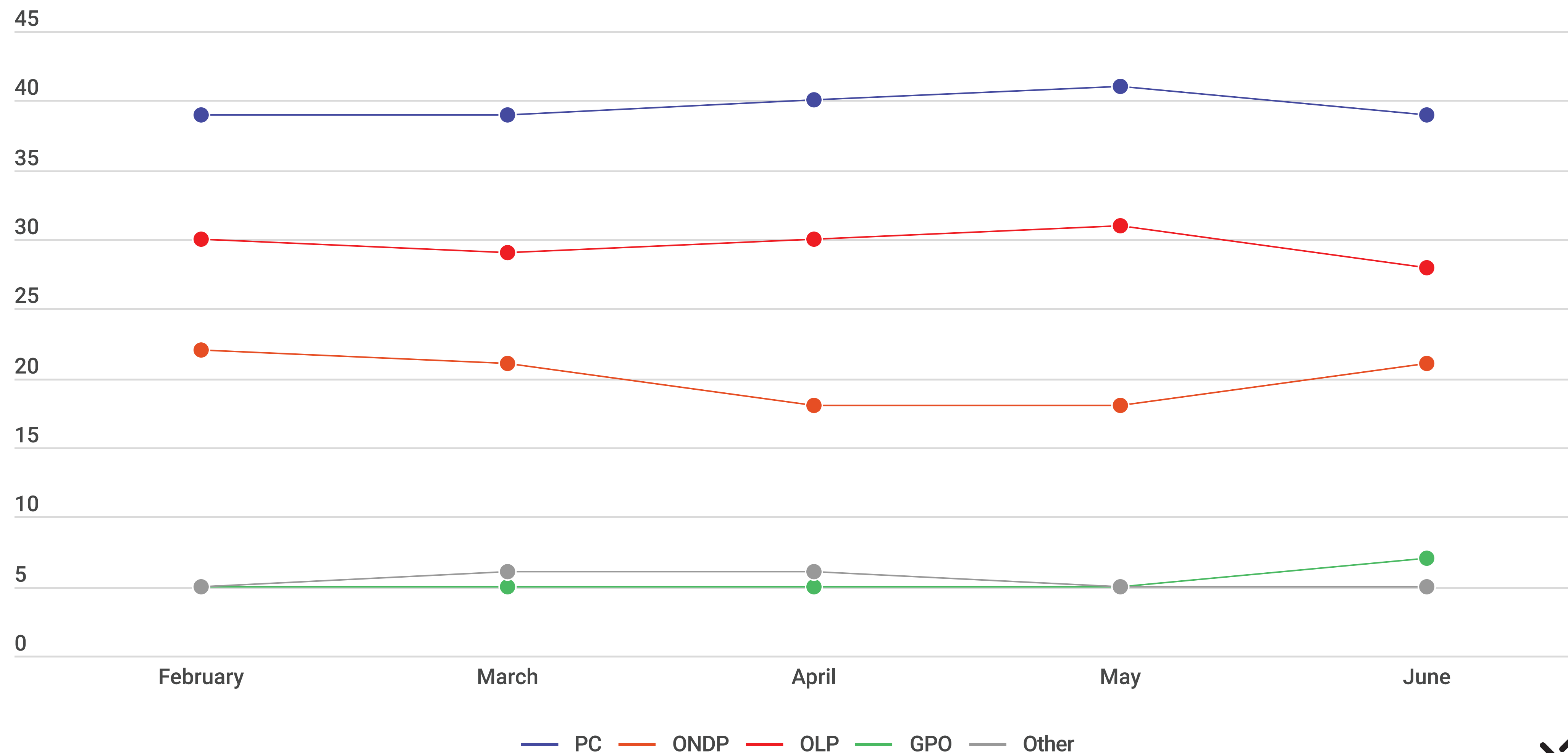
*Q: If a Provincial Election were held today, which party would you vote for?*






## Voting Intent - Provincial - Decided & Leaning Only

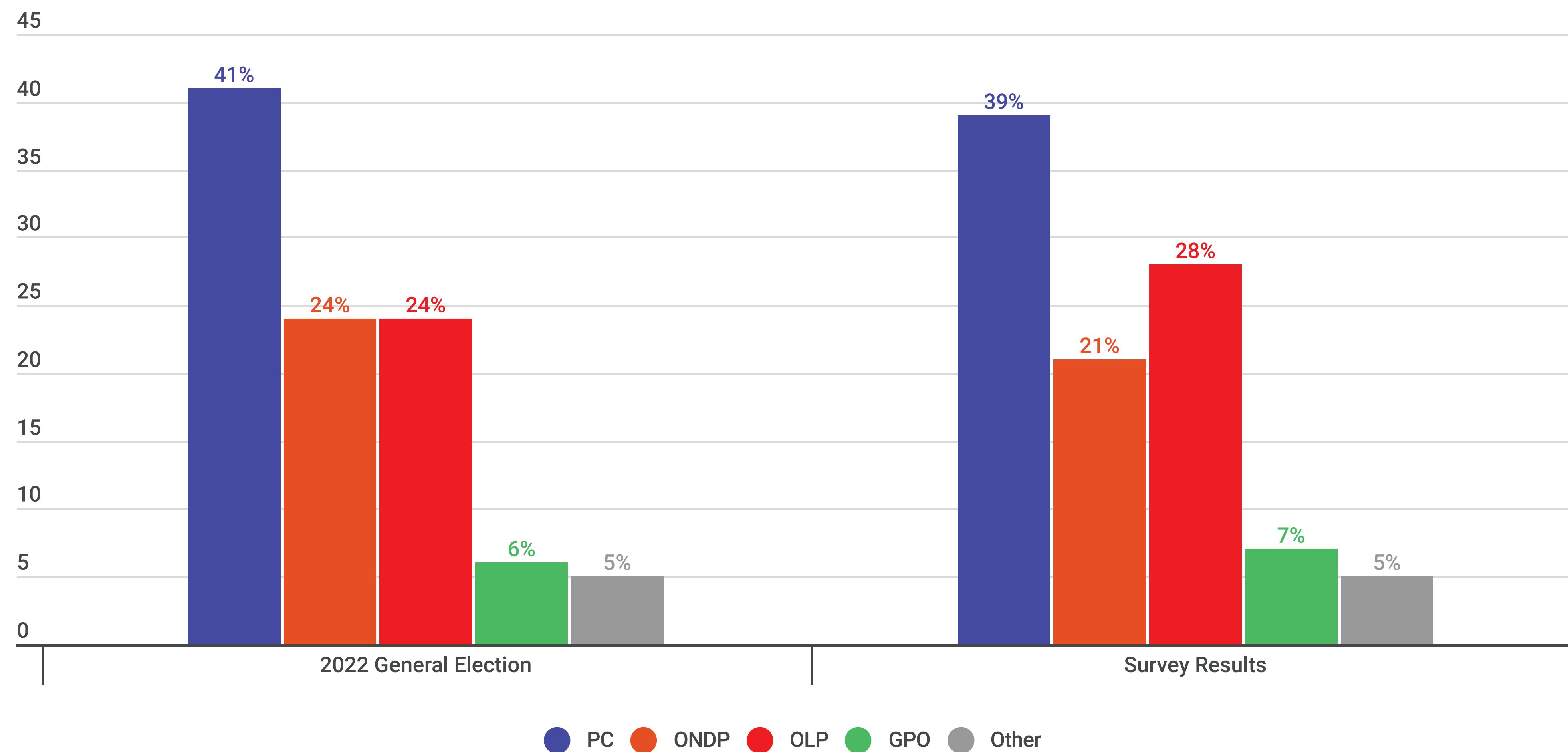
*Q: If a Provincial Election were held today, which party would you vote for? (Undecided Only): And which candidate are you leaning towards?*





## Voting Intent - Provincial - Decided & Leaning Only

*Q: If a Provincial Election were held today, which party would you vote for?  
(Undecided Only): And which candidate are you leaning towards?*







# Voting Intent - Provincial

Q: If a Provincial Election were held today, which party would you vote for?

## All Voters

	All	Female	Male	Other	18-34	35-49	50-64	65+	North	East	Southwest	Southcentral	905	416
Ontario PC	33%	30%	35%	32%	29%	27%	37%	41%	31%	31%	38%	30%	34%	28%
Ontario NDP	17%	18%	17%	13%	22%	19%	13%	15%	26%	16%	24%	25%	9%	17%
Ontario Liberal	24%	27%	21%	16%	22%	26%	21%	25%	24%	17%	10%	13%	33%	32%
Green Party of Ontario	4%	4%	5%	5%	5%	4%	4%	4%	5%	8%	6%	8%	2%	2%
Other	5%	4%	5%	9%	6%	5%	3%	3%	2%	6%	7%	5%	4%	3%
Undecided	17%	17%	17%	25%	16%	18%	22%	12%	12%	23%	15%	18%	18%	17%
Sample (Unweighted)	1245	623	580	42	267	301	351	326	103	154	227	141	301	319
Weighted	1245	623	573	49	341	363	329	212	74	167	260	111	343	290

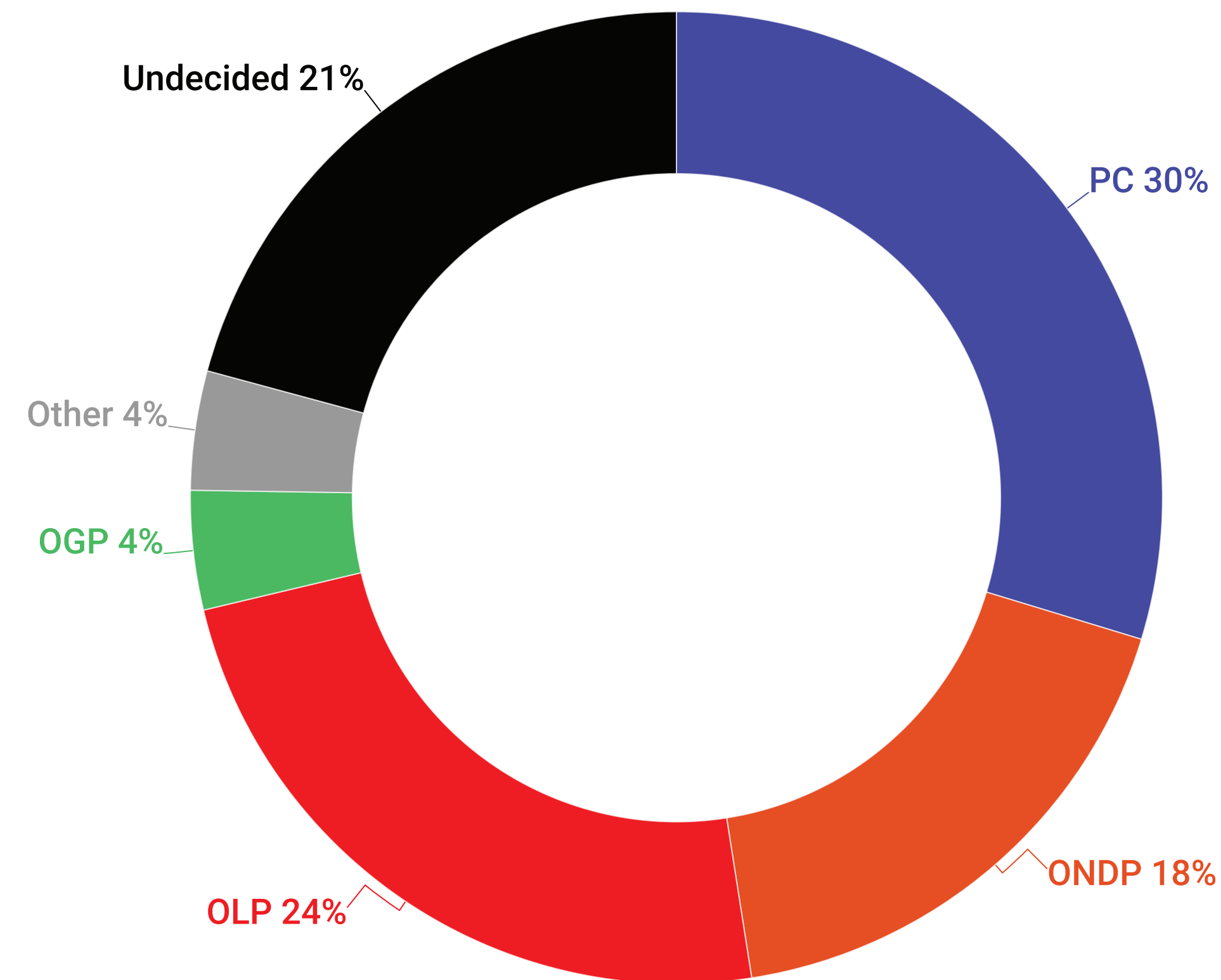
## Decided & Leaning


	All	Female	Male	Other	18-34	35-49	50-64	65+	North	East	Southwest	Southcentral	905	416
Ontario PC	39%	36%	42%	41%	34%	33%	47%	46%	36%	39%	44%	35%	41%	34%
Ontario NDP	21%	22%	21%	18%	26%	23%	17%	17%	30%	21%	28%	32%	10%	21%
Ontario Liberal	28%	31%	24%	22%	25%	31%	26%	28%	25%	22%	12%	15%	39%	37%
Ontario Greens	7%	7%	7%	7%	8%	7%	7%	5%	7%	11%	9%	12%	4%	4%
Other	5%	5%	6%	12%	7%	6%	3%	4%	2%	7%	8%	6%	5%	3%



## Voting Intention - Provincial - Early Election

*Q: As you may know Ontario has fixed election dates and the next provincial election is scheduled for 2026. If Doug Ford calls an early election in 2025, before the end of his mandate, how would you vote?*

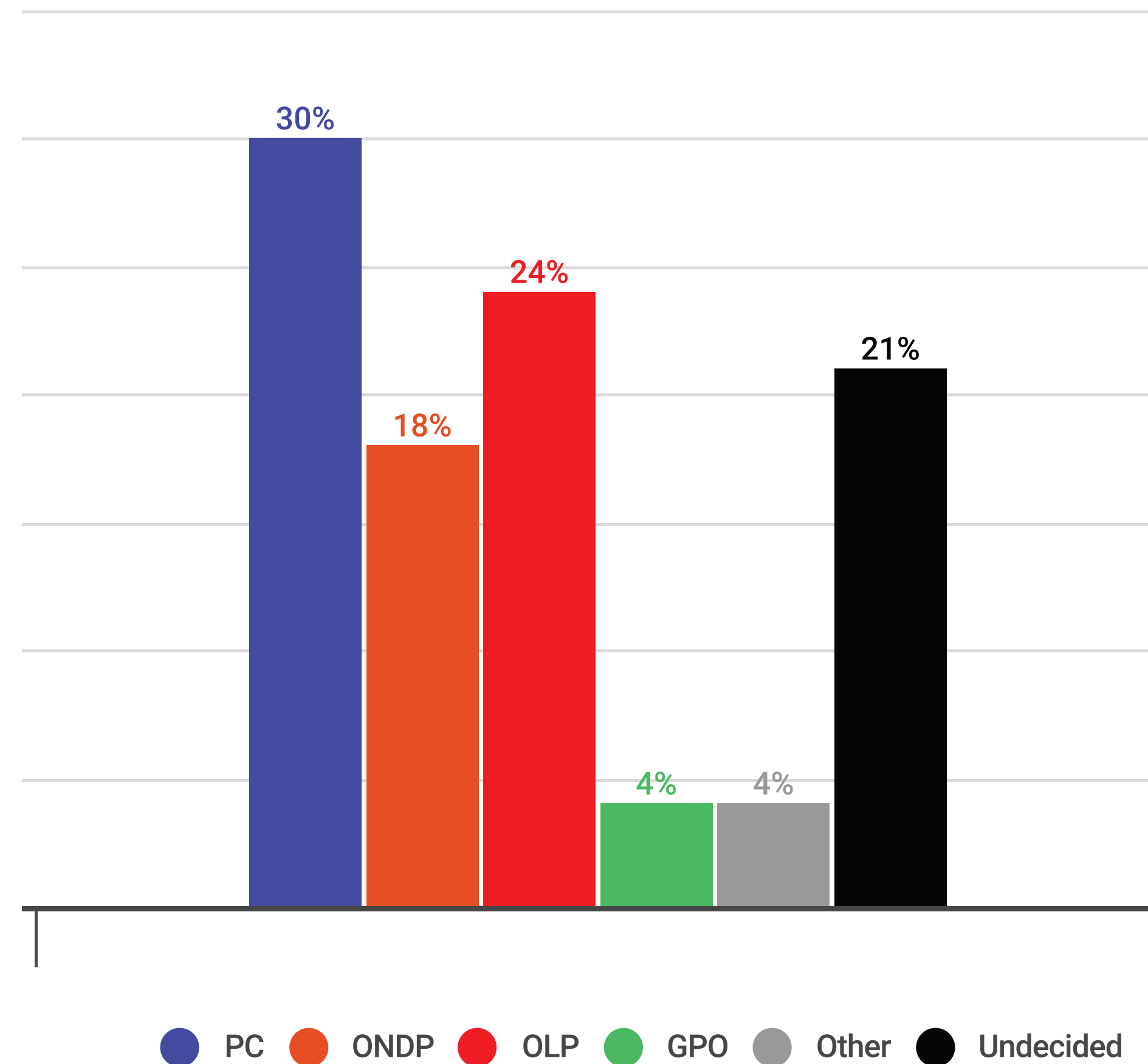





## Voting Intention - Provincial - Early Election Decided & Leaning Only

*Q: As you may know Ontario has fixed election dates and the next provincial election is scheduled for 2026. If Doug Ford calls an early election in 2025, before the end of his mandate, how would you vote?*

*(Undecided Only): And which candidate are you leaning towards?*



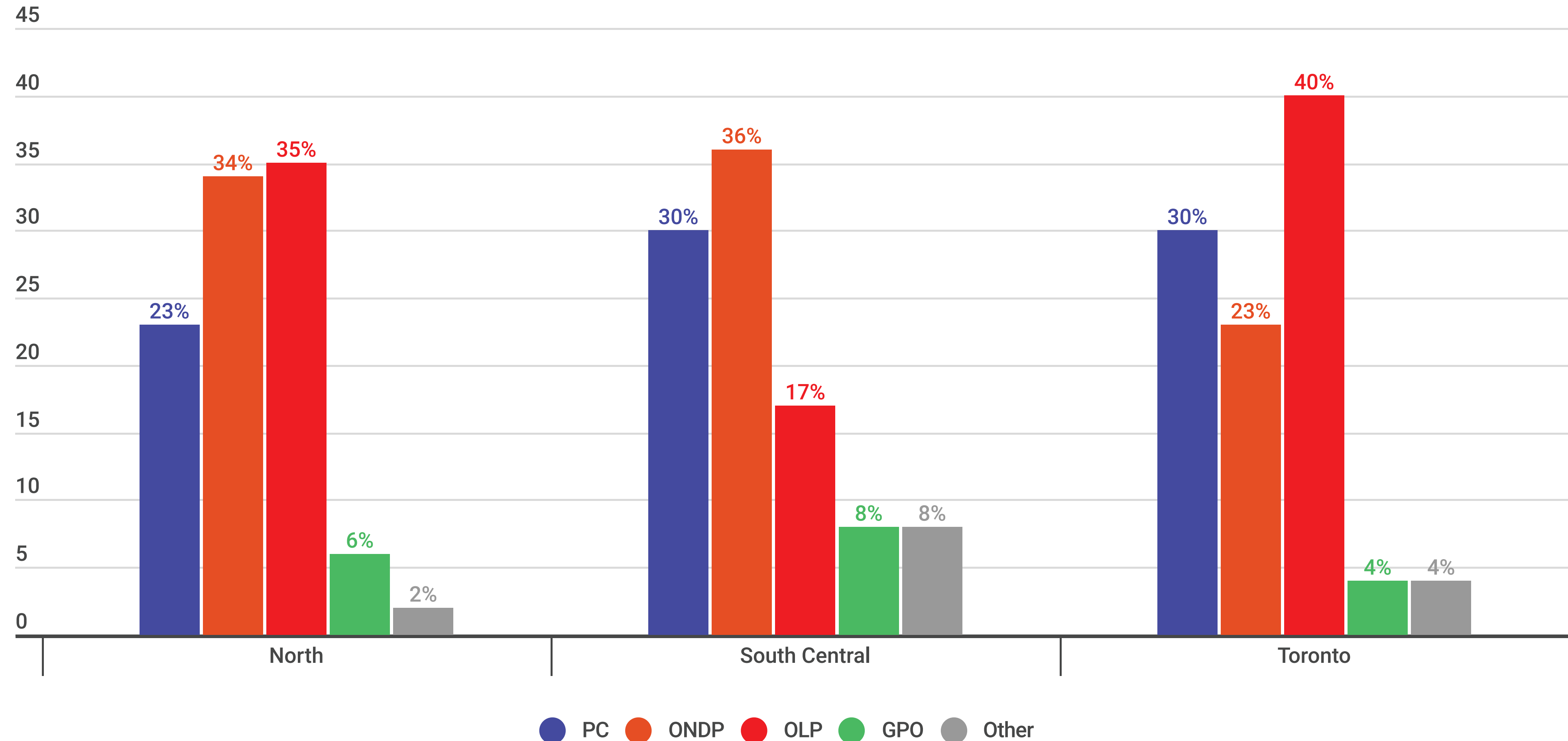




## Issue Question - Early Election - Key Regionals

*Q: As you may know Ontario has fixed election dates and the next provincial election is scheduled for 2026. If Doug Ford calls an early election in 2025, before the end of his mandate, how would you vote?*

*(Undecided Only): And which candidate are you leaning towards?*





# Voting Intention - Provincial - Early Election

*Q: As you may know Ontario has fixed election dates and the next provincial election is scheduled for 2026. If Doug Ford calls an early election in 2025, before the end of his mandate, how would you vote?*

## All Voters

	All	Female	Male	Other	18-34	35-49	50-64	65+	North	East	Southwest	Southcentral	905	416
Ontario PC	30%	26%	35%	18%	24%	26%	37%	34%	20%	31%	36%	24%	33%	24%
Ontario NDP	18%	19%	17%	17%	20%	21%	14%	15%	30%	13%	26%	25%	10%	17%
Ontario Liberal	24%	23%	25%	22%	24%	22%	22%	31%	31%	20%	11%	13%	31%	32%
Green Party of Ontario	4%	4%	3%	13%	6%	4%	3%	3%	5%	7%	4%	7%	2%	3%
Other	4%	4%	3%	13%	6%	4%	2%	3%	2%	5%	5%	7%	3%	3%
Undecided	21%	23%	18%	17%	21%	22%	23%	15%	12%	25%	19%	24%	21%	21%

## Decided & Leaning


	All	Female	Male	Other	18-34	35-49	50-64	65+	North	East	Southwest	Southcentral	905	416
Ontario PC	36%	33%	41%	21%	30%	33%	46%	39%	23%	41%	43%	30%	40%	30%
Ontario NDP	23%	25%	20%	22%	25%	27%	18%	18%	34%	17%	31%	36%	12%	23%
Ontario Liberal	31%	30%	31%	26%	30%	28%	29%	37%	35%	26%	14%	17%	40%	40%
Ontario Greens	5%	6%	4%	17%	7%	6%	4%	3%	6%	9%	6%	8%	3%	4%
Other	5%	6%	4%	15%	7%	6%	3%	3%	2%	6%	6%	8%	4%	4%

# GET IN TOUCH

---



+1 416-483-2335



[info@liaisonstrategies.ca](mailto:info@liaisonstrategies.ca)



2586A Yonge Street, Suite 2B  
Toronto, Ontario, Canada

