



# MISSISSAUGA

---

Mississauga Survey for the **National Ethnic Press and Media Council of Canada**

Field Dates: June 4-5, 2024

Release Date: June 7, 2024



Liaison surveyed a random sample of 914 Mississauga voters through Interactive Voice Recording (IVR) from June 4-5.

Responses were weighted using demographic and geographic information to targets based on the 2021 Census.

The margin of error for survey results is  $\pm 3.24$  percentage points, 19 times out of 20 for the total.

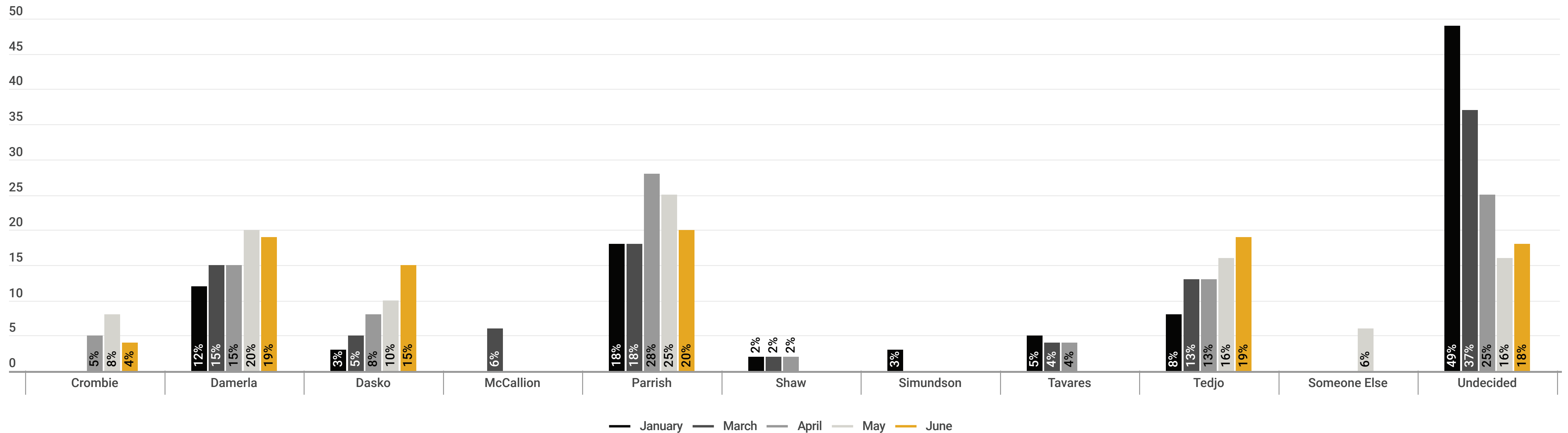
Results may not add up to 100 due to rounding.

Respondents were screened for voter eligibility and residency.



# Voting Intent - Mississauga Mayoral By Election (All Voters)

Q: If an election were held today, for whom would you cast your vote for Mayor?\*

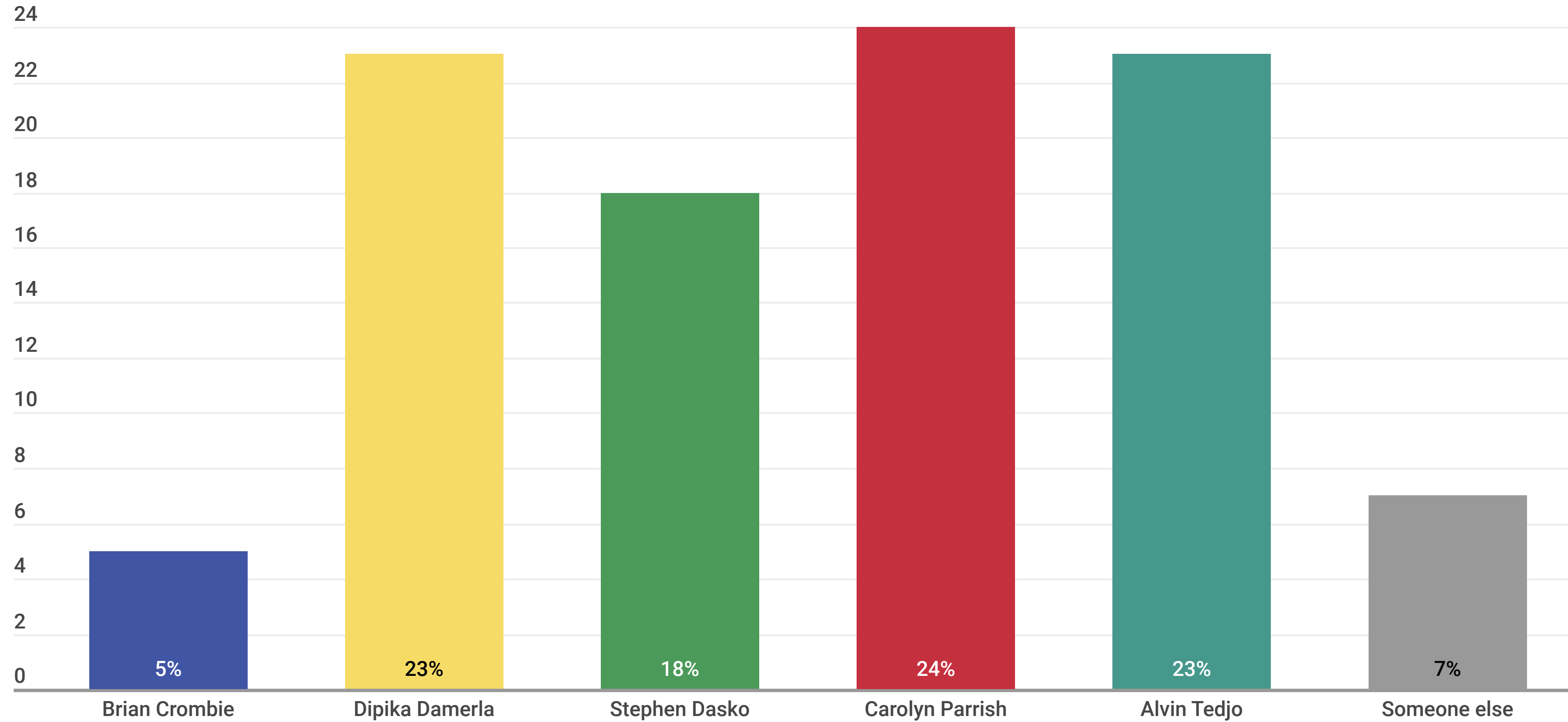



\*In January the following question was asked: "Mississauga will hold a by election this year to elect a new mayor. If the following candidates ran, which one would you vote for?" This language has been updated to reflect voters are now being asked about candidates that have filed.



## Voting Intent - Mississauga Mayoral By Election (Decided Only)

*Q: If an election were held today, for whom would you cast your vote for Mayor?*





## Voting Intent - Mississauga Mayoral By Election (All Voters)


Q: *If an election were held today, for whom would you cast your vote for Mayor?*

### All Voters

	All	Female	Male	Other	18-34	35-49	50-64	65+	Voted in Advance	Yet To Vote
Crombie	4%	4%	4%	3%	5%	4%	3%	4%	2%	5%
Damerla	19%	18%	21%	2%	23%	23%	17%	11%	20%	19%
Dasko	15%	17%	12%	5%	8%	12%	19%	22%	18%	14%
Parrish	20%	18%	21%	22%	12%	19%	22%	29%	28%	18%
Tedjo	19%	19%	19%	10%	23%	19%	18%	16%	23%	18%
Someone Else	6%	5%	6%	28%	8%	4%	7%	4%	6%	5%
Undecided	18%	19%	17%	29%	22%	20%	15%	14%	4%	22%
Sample (Unweighted)	914	501	386	27	202	224	256	232	209	705
Weighted	914	462	433	18	266	216	243	188	176	738

### Decided Voters Only

	All	Female	Male	Other	18-34	35-49	50-64	65+
Crombie	5%	5%	5%	4%	6%	5%	4%	5%
Damerla	23%	22%	25%	2%	29%	29%	20%	13%
Dasko	18%	22%	14%	7%	10%	15%	22%	25%
Parrish	24%	23%	25%	32%	15%	23%	26%	34%
Tedjo	23%	24%	23%	15%	29%	24%	21%	18%
Someone Else	7%	6%	7%	40%	10%	4%	8%	4%



## Voting Intent - Mississauga Mayoral By Election (Decided Only)

*Q: If an election were held today, for whom would you cast your vote for Mayor?*


	Jan 10-11	March 21-22	April 29-30	May 24-25	June 4-5	Change From Previous Survey
Crombie	-	-	7%	9%	5%	-4
Damerla	24%	24%	20%	24%	23%	-1
Dasko	6%	8%	11%	12%	18%	+6
McCallion	-	10%				
Parrish	35%	29%	37%	29%	24%	-5
Shaw	4%	3%	3%			
Simundson	6%	-				
Tavares	10%	6%	5%			
Tedjo	16%	21%	17%	19%	23%	+4
Someone Else				7%	7%	No Change

# GET IN TOUCH

---



+1 416-483-2335



[info@liaisonstrategies.ca](mailto:info@liaisonstrategies.ca)



2586A Yonge Street, Suite 2B  
Toronto, Ontario, Canada

