



MISSISSAUGA

Mississauga Survey for the **National Ethnic Press and Media Council of Canada**

Field Dates: May 24-25, 2024

Release Date: May 28, 2024





Liaison surveyed a random sample of 933 Mississauga voters through Interactive Voice Recording (IVR) from May 24-25.

Responses were weighted using demographic and geographic information to targets based on the 2021 Census.

The margin of error for survey results is ± 3.22 percentage points, 19 times out of 20 for the total.

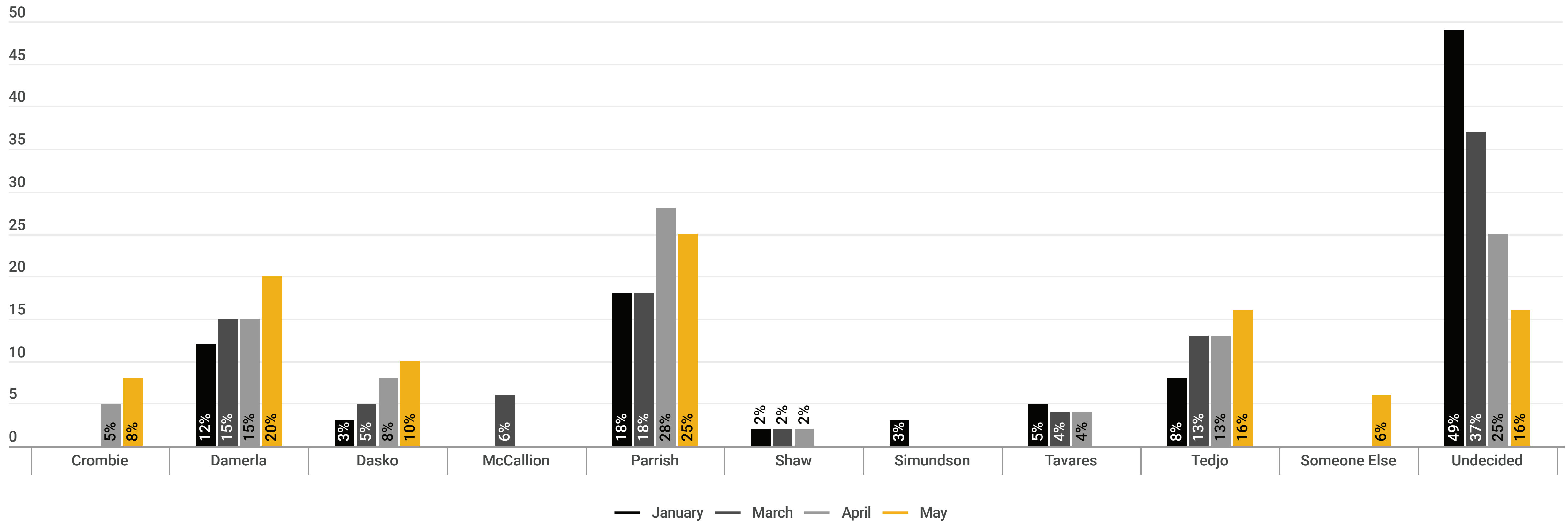
Results may not add up to 100 due to rounding.

Respondents were screened for voter eligibility and residency.



Voting Intent - Mississauga Mayoral By Election (All Voters)

Q: If an election were held today, for whom would you cast your vote for Mayor?*

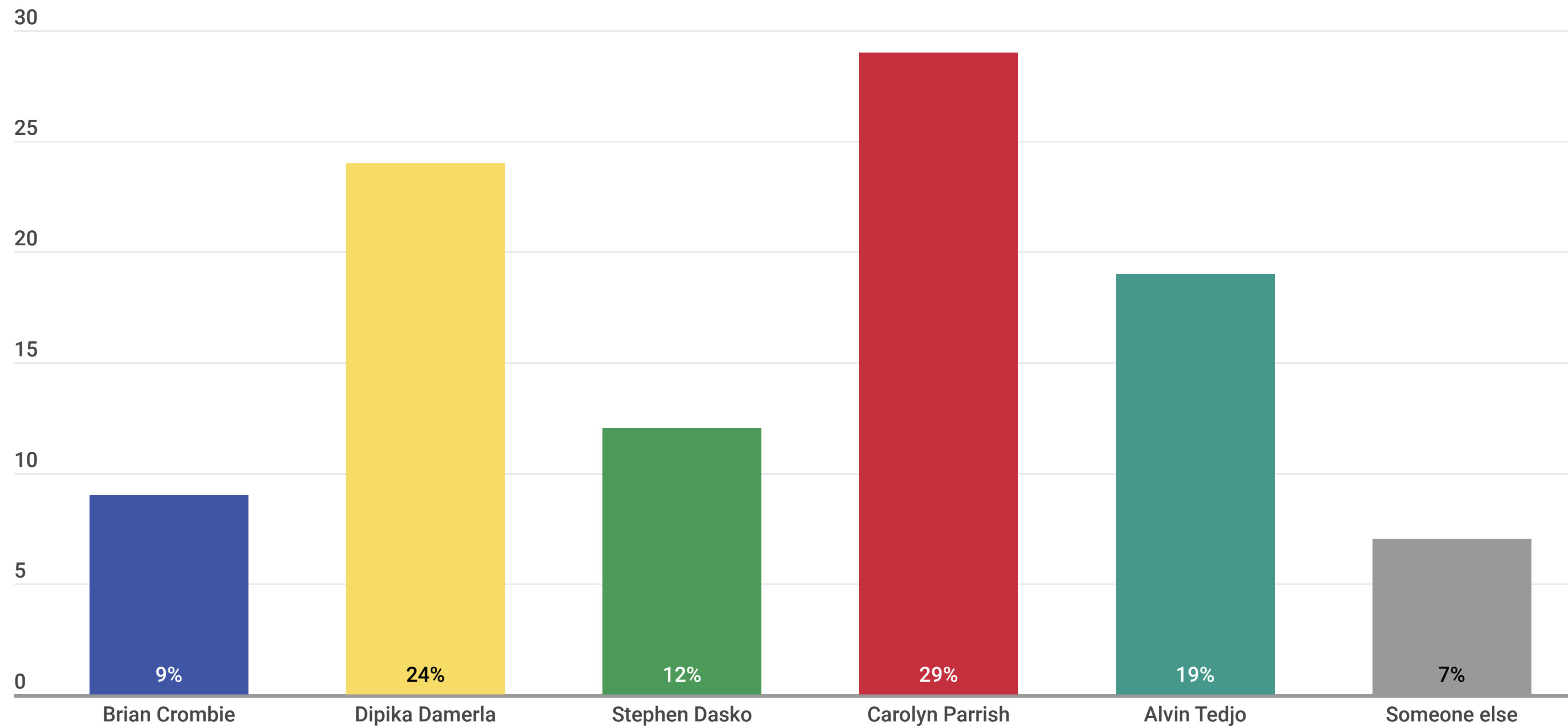


*In January the following question was asked: "Mississauga will hold a by election this year to elect a new mayor. If the following candidates ran, which one would you vote for?" This language has been updated to reflect voters are now being asked about candidates that have filed.



Voting Intent - Mississauga Mayoral By Election (Decided Only)

Q: If an election were held today, for whom would you cast your vote for Mayor?





Voting Intent - Mississauga Mayoral By Election (All Voters)

Q: *If an election were held today, for whom would you cast your vote for Mayor?*

All Voters

	All	Female	Male	Other	18-34	35-49	50-64	65+
Crombie	8%	8%	8%	2%	14%	7%	3%	6%
Damerla	20%	21%	18%	16%	14%	26%	26%	13%
Dasko	10%	6%	15%	1%	6%	13%	10%	14%
Parrish	25%	25%	25%	13%	24%	25%	28%	20%
Tedjo	16%	21%	9%	36%	17%	15%	22%	7%
Someone Else	6%	6%	5%	23%	12%	4%	3%	3%
Undecided	16%	13%	19%	8%	13%	10%	8%	37%
Sample (Unweighted)	933	495	406	32	217	219	276	221
Weighted	933	472	442	18	272	221	249	191

Decided Voters Only

	All	Female	Male	Other	18-34	35-49	50-64	65+
Crombie	9%	10%	9%	2%	16%	7%	3%	10%
Damerla	24%	24%	23%	18%	16%	29%	28%	20%
Dasko	12%	7%	19%	1%	7%	15%	11%	22%
Parrish	29%	28%	31%	14%	27%	28%	31%	32%
Tedjo	19%	24%	12%	39%	19%	16%	24%	11%
Someone Else	7%	7%	6%	25%	14%	4%	3%	5%



Voting Intent - Mississauga Mayoral By Election (Decided Only)


Q: *If an election were held today, for whom would you cast your vote for Mayor?*

	Jan 10-11	March 21-22	April 29-30	May 24-25	Change From Previous Survey
Crombie	-	-	7%	9%	+2
Damerla	24%	24%	20%	24%	+4
Dasko	6%	8%	11%	12%	+1
McCallion	-	10%			
Parrish	35%	29%	37%	29%	-8
Shaw	4%	3%	3%		Replaced with 'Someone Else'
Simundson	6%	-			
Tavares	10%	6%	5%		Replaced with 'Someone Else'
Tedjo	16%	21%	17%	19%	+2
Someone Else				7%	

GET IN TOUCH



+1 416-483-2335



info@liaisonstrategies.ca



2586A Yonge Street, Suite 2B
Toronto, Ontario, Canada

