



MISSISSAUGA

Mississauga Survey for the **National Ethnic Press and Media Council of Canada**

Field Dates: April 29-30, 2024

Release Date: May 6, 2024



Liaison surveyed a random sample of 907 Mississauga voters through Interactive Voice Recording (IVR) from April 29 to April 30.

Responses were weighted using demographic and geographic information to targets based on the 2021 Census.

The margin of error for survey results is ± 3.25 percentage points, 19 times out of 20 for the total.

Results may not add up to 100 due to rounding.

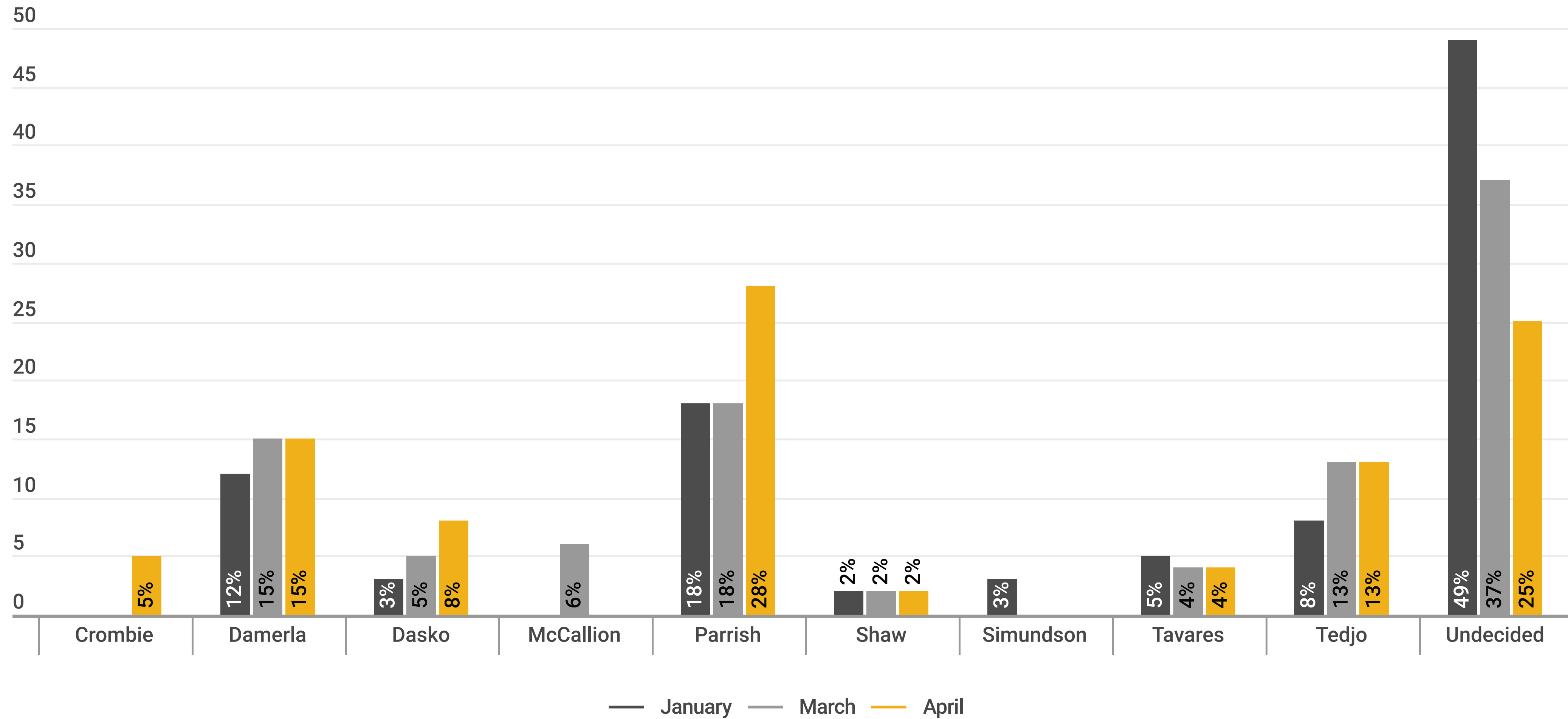
Respondents were screened for voter eligibility and residency.

This is the first part of a two part report.



Voting Intent - Mississauga Mayoral By Election (All Voters)

Q: If an election were held today, for whom would you cast your vote for Mayor?*

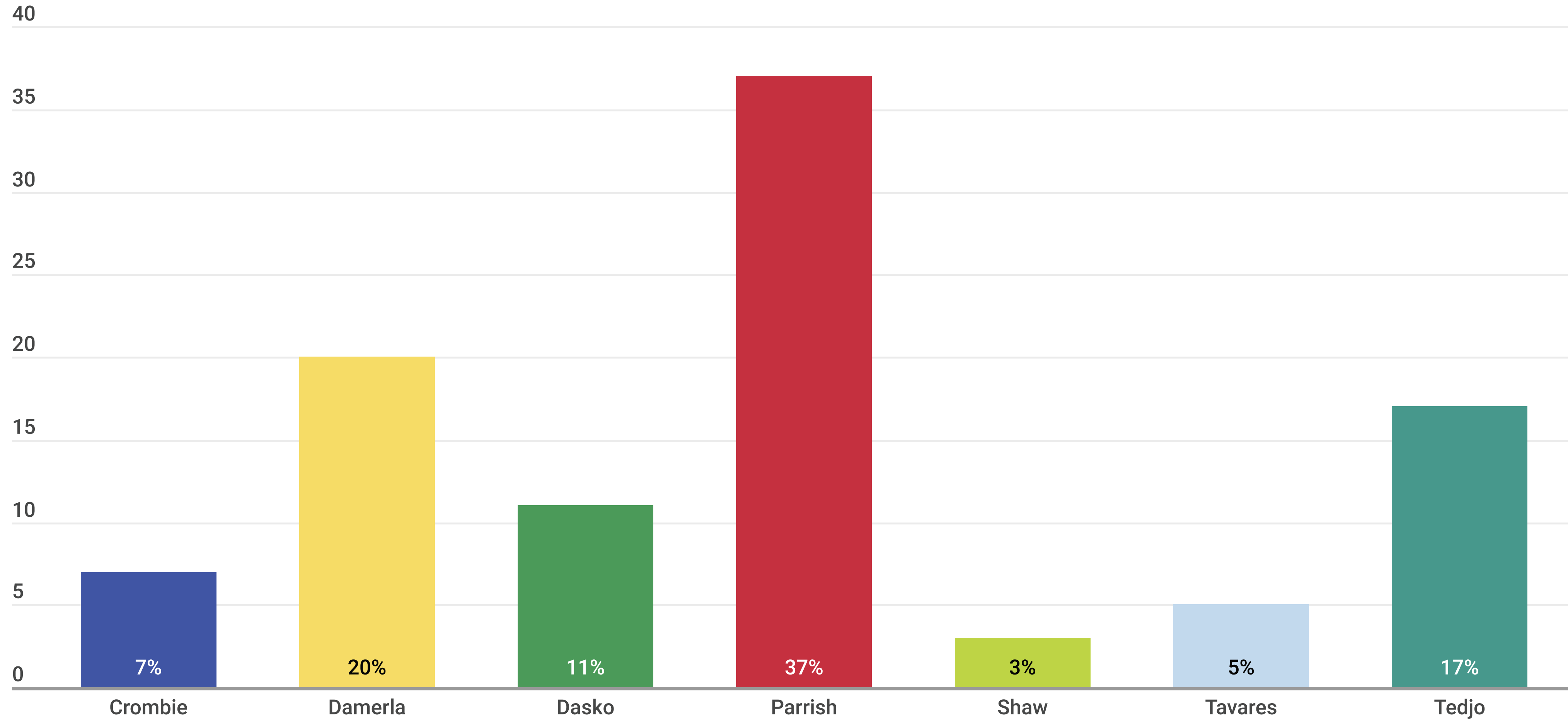


*In January the following question was asked: "Mississauga will hold a by election this year to elect a new mayor. If the following candidates ran, which one would you vote for?" This language has been updated to reflect voters are now being asked about candidates that have filed.



Voting Intent - Mississauga Mayoral By Election (Decided Only)

Q: If an election were held today, for whom would you cast your vote for Mayor?





Voting Intent - Mississauga Mayoral By Election (All Voters)

Q: If an election were held today, for whom would you cast your vote for Mayor?

	All	Female	Male	Other	18-34	35-49	50-64	65+
Crombie	5%	5%	6%	0%	6%	5%	6%	5%
Damerla	15%	15%	16%	17%	15%	15%	13%	19%
Dasko	8%	8%	9%	0%	8%	9%	11%	5%
Parrish	28%	26%	30%	38%	26%	25%	26%	36%
Shaw	2%	1%	3%	0%	2%	3%	1%	2%
Tavares	4%	4%	4%	3%	2%	4%	5%	5%
Tedjo	13%	14%	11%	3%	17%	11%	13%	8%
Undecided	25%	27%	22%	39%	24%	29%	26%	20%
Sample (Unweighted)	907	472	415	21	184	208	247	268
Weighted	907	459	431	18	265	215	242	186



Voting Intent - Mississauga Mayoral By Election (Decided Only)


Q: If an election were held today, for whom would you cast your vote for Mayor?

	Jan 10-11	March 21-22	April 29-30	Change From Previous Survey
Crombie	-	-	7%	New Candidate
Damerla	24%	24%	20%	-4
Dasko	6%	8%	11%	+3
McCallion	-	10%	-	Withdrew
Parrish	35%	29%	37%	+8
Shaw	4%	3%	3%	No Change
Simundson	6%	-	-	Did Not File
Tavares	10%	6%	5%	-1
Tedjo	16%	21%	17%	-4

GET IN TOUCH



+1 416-483-2335



info@liaisonstrategies.ca



2586A Yonge Street, Suite 2B
Toronto, Ontario, Canada

