



TORONTO

Toronto Survey for the **National Ethnic Press and Media Council of Canada**

Field Dates: April 15-16, 2024

Release Date: April 22, 2024





Liaison surveyed a random sample of 861 Torontonians through Interactive Voice Recording (IVR) from April 15 to April 16, 2024.

Responses were weighted using demographic and geographic information to targets based on the 2021 Census.

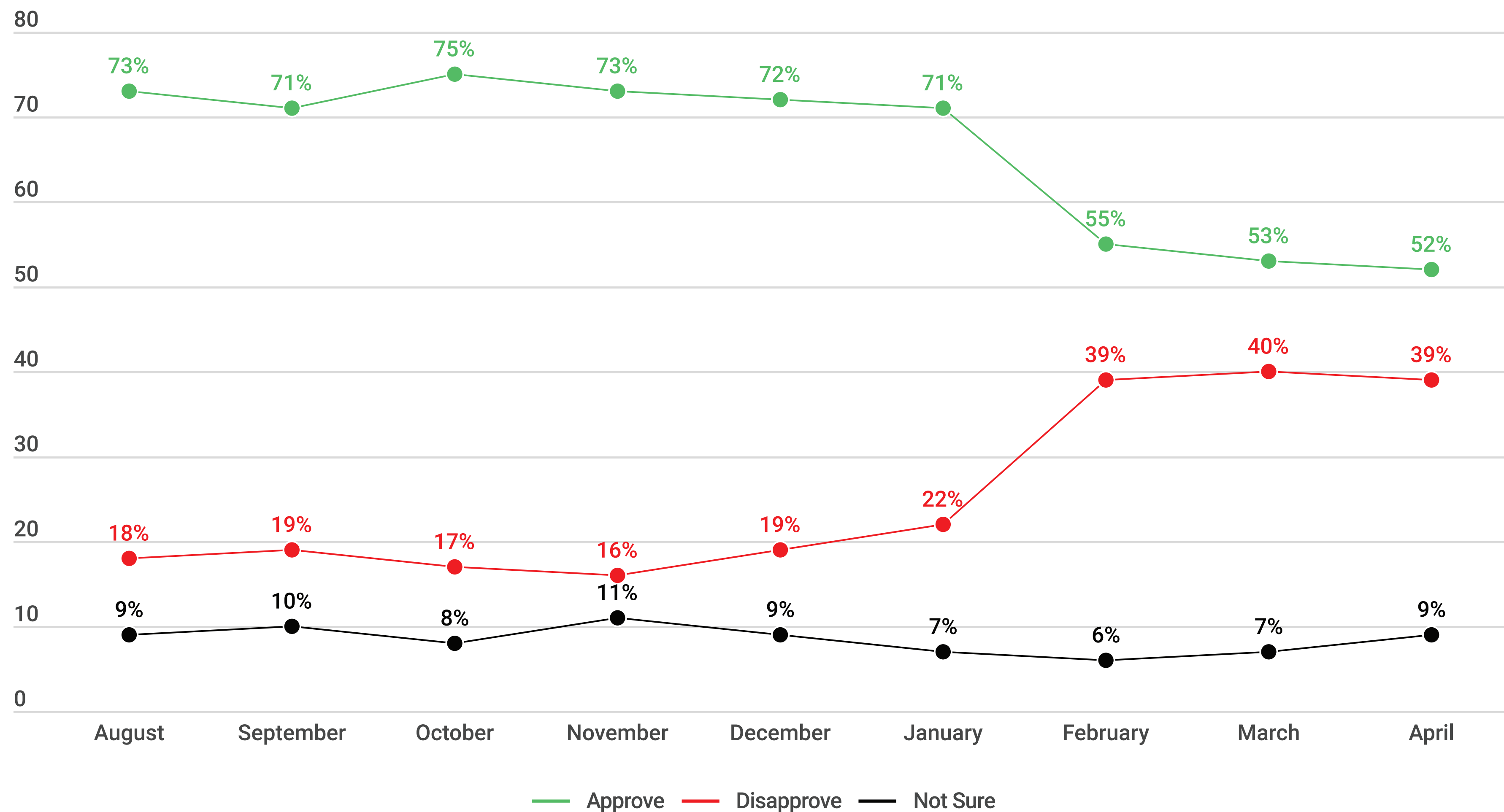
The margin of error for survey results is ± 3.34 percentage points, 19 times out of 20 for the total.

Results may not add up to 100 due to rounding.



Mayoral Approval - Toronto Residents

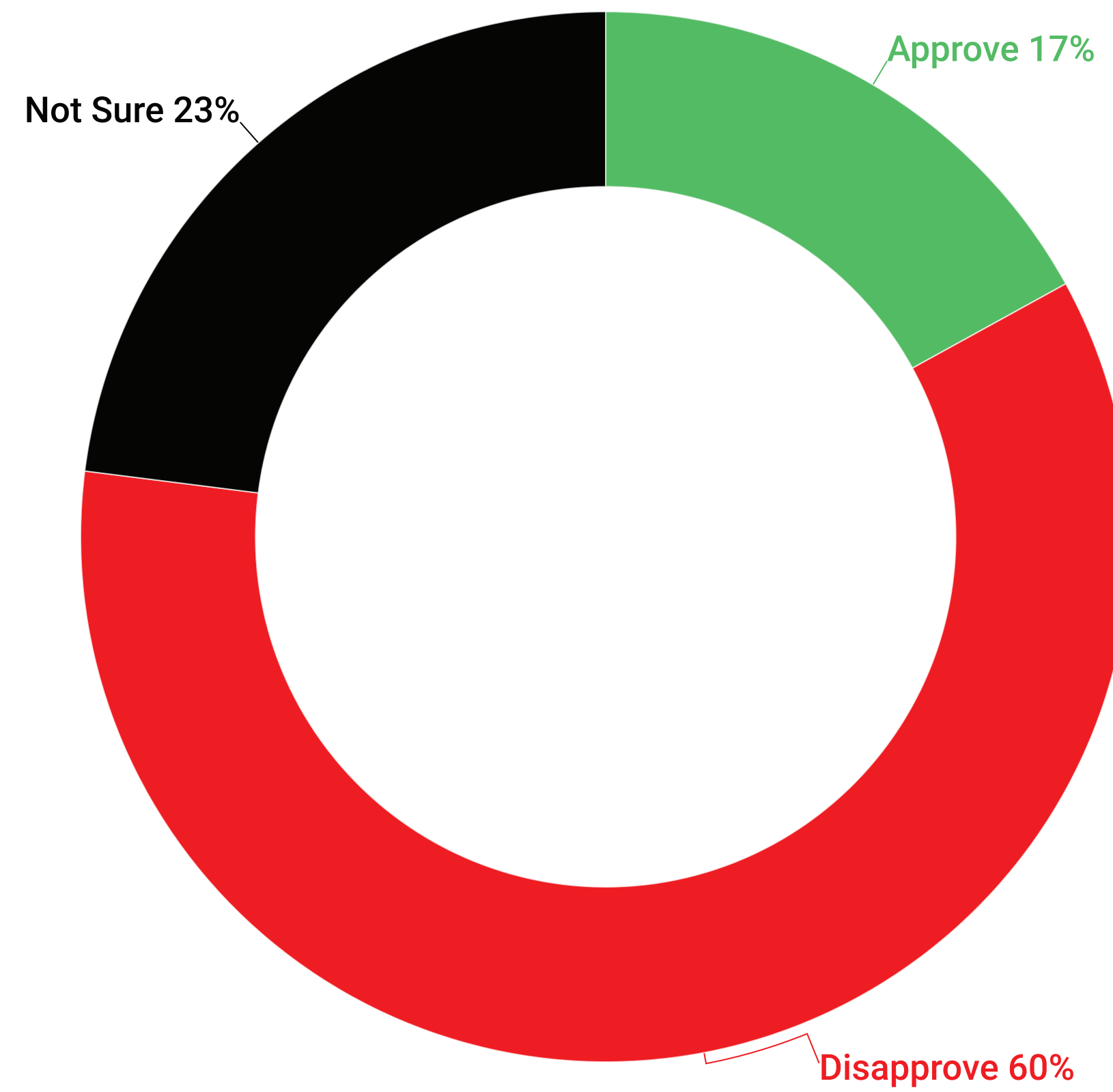
Q: Do you approve or disapprove of the job Olivia Chow is doing as Mayor of Toronto?





City of Toronto

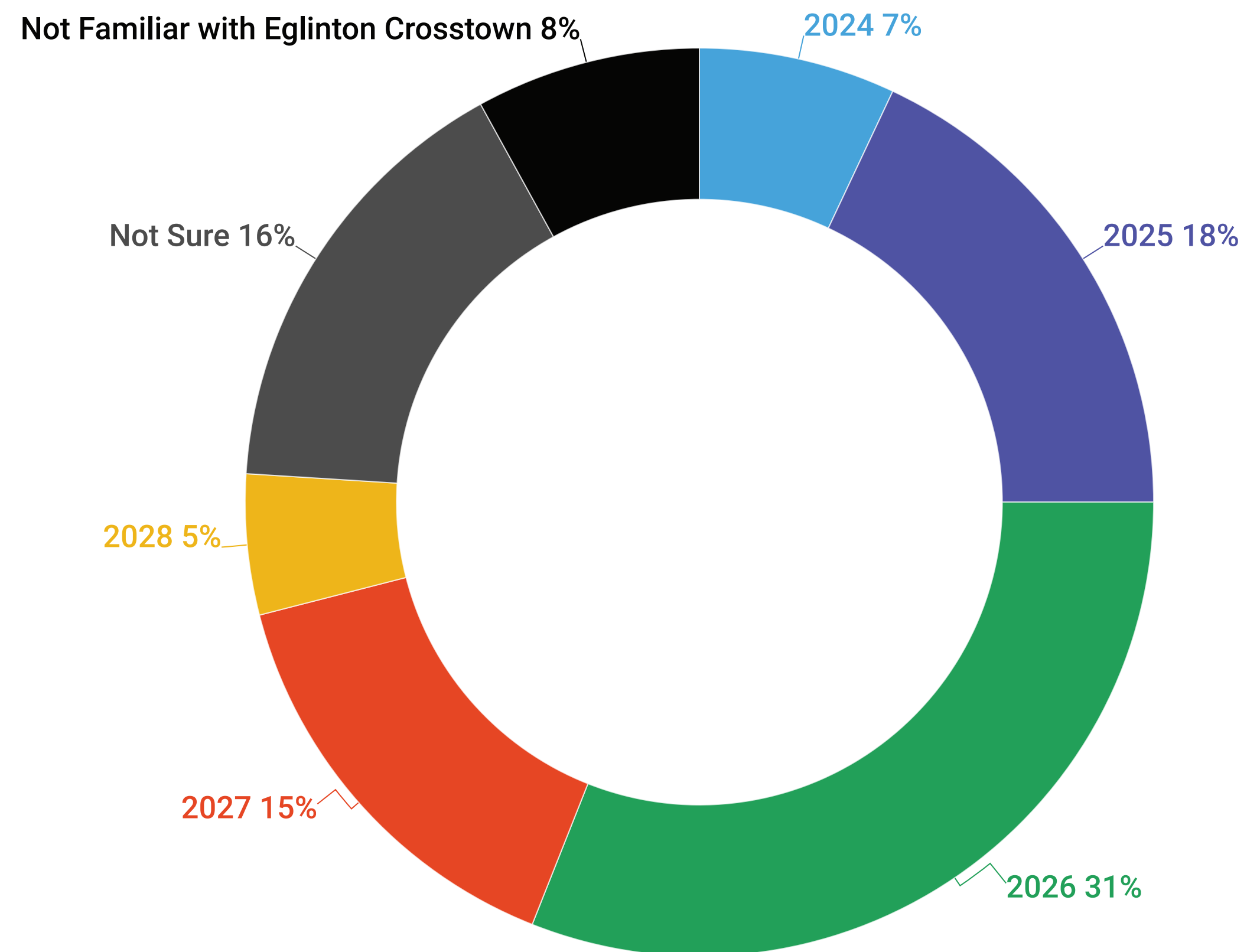
Q: Do you approve or disapprove of the job Metrolinx is doing?





City of Toronto

Q: Based on what you have seen, read or heard about the Eglinton Crosstown, when do you expect the line to open and be in service?



TABLES

Do you approve or disapprove of the job Olivia Chow is doing as Mayor of Toronto?

April 2024	All	Female	Male	Other	18-34	35-49	50-64	65+	Downtown	Etobicoke	North York	Scarborough
Approve	52%	57%	47%	45%	58%	50%	47%	50%	58%	38%	55%	47%
Disapprove	39%	33%	45%	39%	36%	39%	45%	39%	34%	50%	37%	45%
Not Sure	9%	10%	8%	16%	6%	12%	8%	12%	9%	12%	8%	9%
Sample (Unweighted)	861	439	390	32	143	244	251	223	278	161	233	189
Weighted	861	432	396	33	293	211	188	169	278	110	290	183

Do you approve or disapprove of the job Metrolinx is doing?

	All	Female	Male	Other	18-34	35-49	50-64	65+	Downtown	Etobicoke	North York	Scarborough
Agree	17%	19%	14%	23%	15%	22%	17%	14%	15%	22%	12%	24%
Disagree	60%	57%	65%	35%	65%	55%	58%	59%	64%	46%	63%	57%
Not Sure	23%	24%	20%	42%	19%	24%	25%	27%	20%	32%	24%	20%


Based on what you have seen, read or heard about the Eglinton Crosstown, when do you expect the line to open and be in service?

	All	Female	Male	Other	18-34	35-49	50-64	65+	Downtown	Etobicoke	North York	Scarborough
2024	7%	6%	7%	16%	5%	11%	5%	7%	9%	5%	8%	3%
2025	18%	18%	18%	18%	20%	18%	13%	20%	24%	14%	16%	15%
2026	31%	35%	28%	15%	38%	33%	31%	16%	22%	9%	45%	35%
2027	15%	8%	23%	6%	17%	16%	8%	20%	16%	24%	8%	20%
2028	5%	4%	6%	10%	3%	3%	9%	7%	4%	6%	5%	6%
Not Sure	16%	21%	9%	24%	11%	16%	25%	15%	20%	20%	12%	13%
Not Familiar with Eglinton Crosstown	8%	8%	8%	11%	6%	4%	9%	14%	5%	22%	5%	8%

GET IN TOUCH



+1 416-483-2335



info@liaisonstrategies.ca



2586A Yonge Street, Suite 2B
Toronto, Ontario, Canada

