



# ONTARIO

---

Byelection surveys for the **National Ethnic Press and Media Council of Canada**

Field Dates: March 27-28, 2024

Release Date: April 3, 2024



Lambton-Kent-Middlesex: Liaison surveyed a random sample of 403 Lambton-Kent-Middlesex voters through Interactive Voice Recording (IVR) from March 27-28, 2024. The margin of error for this survey is  $\pm 4.88$  percentage points, 19 times out of 20.

Milton: Liaison surveyed a random sample of 451 Milton voters through Interactive Voice Recording (IVR) from March 27-28, 2024. The margin of error for this survey is  $\pm 4.62$  percentage points, 19 times out of 20.

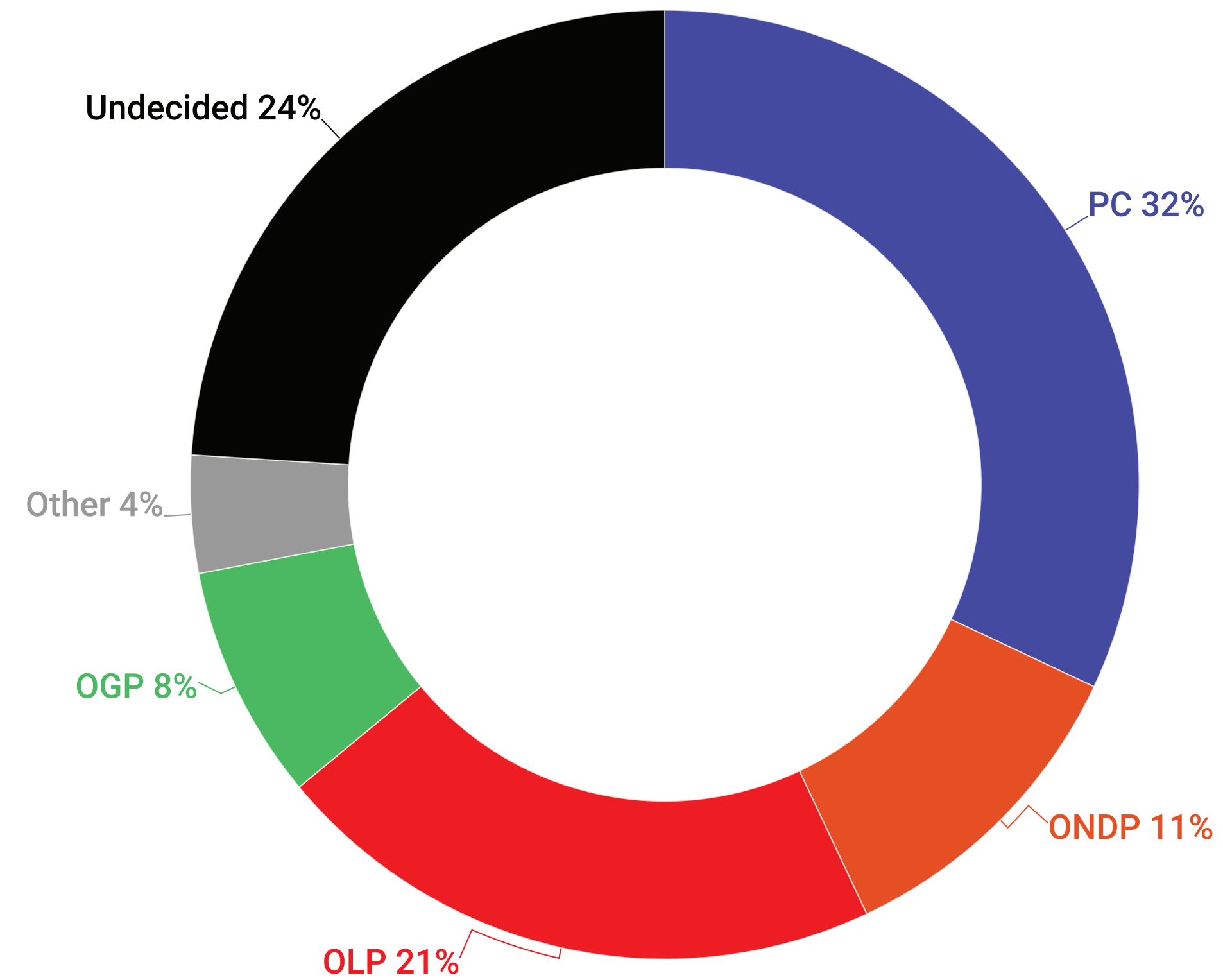
Responses were weighted using demographic and geographic information to targets based on the 2021 Census.


Results may not add up to 100 due to rounding.



## Voting Intent - Lambton-Kent-Middlesex - All Voters

*Q: A provincial by election will be held in Lambton-Kent-Middlesex, if the following candidates ran, which one would you vote for?*

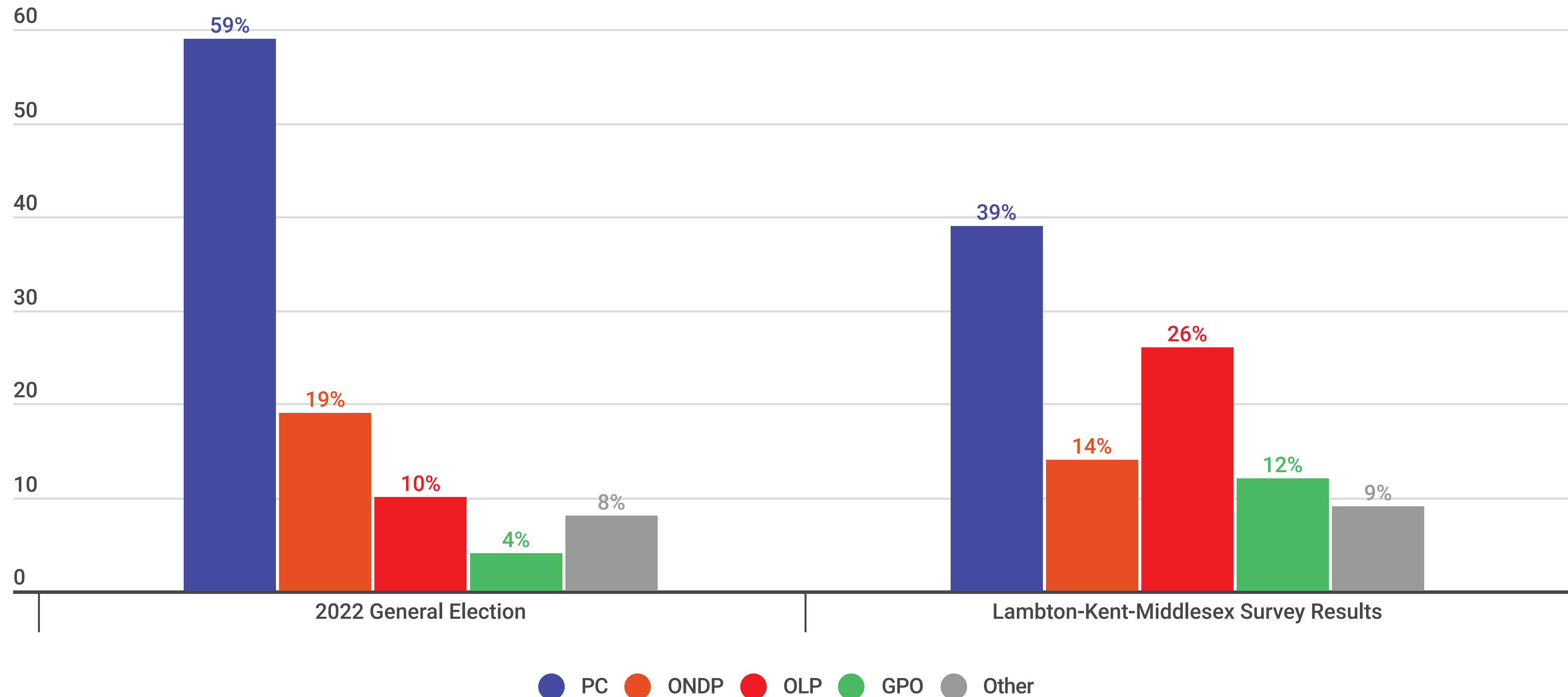




## Voting Intent - Lambton-Kent-Middlesex - Decided & Leaning Only

Q: A provincial by election will be held in Lambton-Kent-Middlesex, if the following candidates ran, which one would you vote for?

Q (Undecided Only): And which candidate are you leaning towards?





## Voting Intent - Lambton-Kent-Middlesex

*A provincial by election will be held in Lambton-Kent-Middlesex, if the following candidates ran, which one would you vote for?*

### All Voters

	All	Female	Male	Other	18-34	35-49	50-64	65+
Steve Pinsonneault of the Ontario PCs led by Doug Ford	32%	24%	40%	38%	37%	31%	33%	28%
Kathryn Shailer of the Ontario NDP led by Marit Stiles	11%	11%	12%	0%	12%	10%	7%	14%
Cathy Burghardt-Jesson of the Ontario Liberals led by Bonnie Crombie	21%	27%	15%	13%	13%	13%	33%	21%
Andraena Tilgner of the Green Party of Ontario led by Mike Schreiner	8%	9%	7%	13%	7%	13%	2%	12%
Other	4%	3%	5%	13%	3%	6%	4%	5%
Undecided	24%	26%	22%	25%	28%	28%	21%	21%
Sample (Unweighted)	403	221	174	8	72	81	127	123
Weighted	403	199	196	8	90	88	114	111

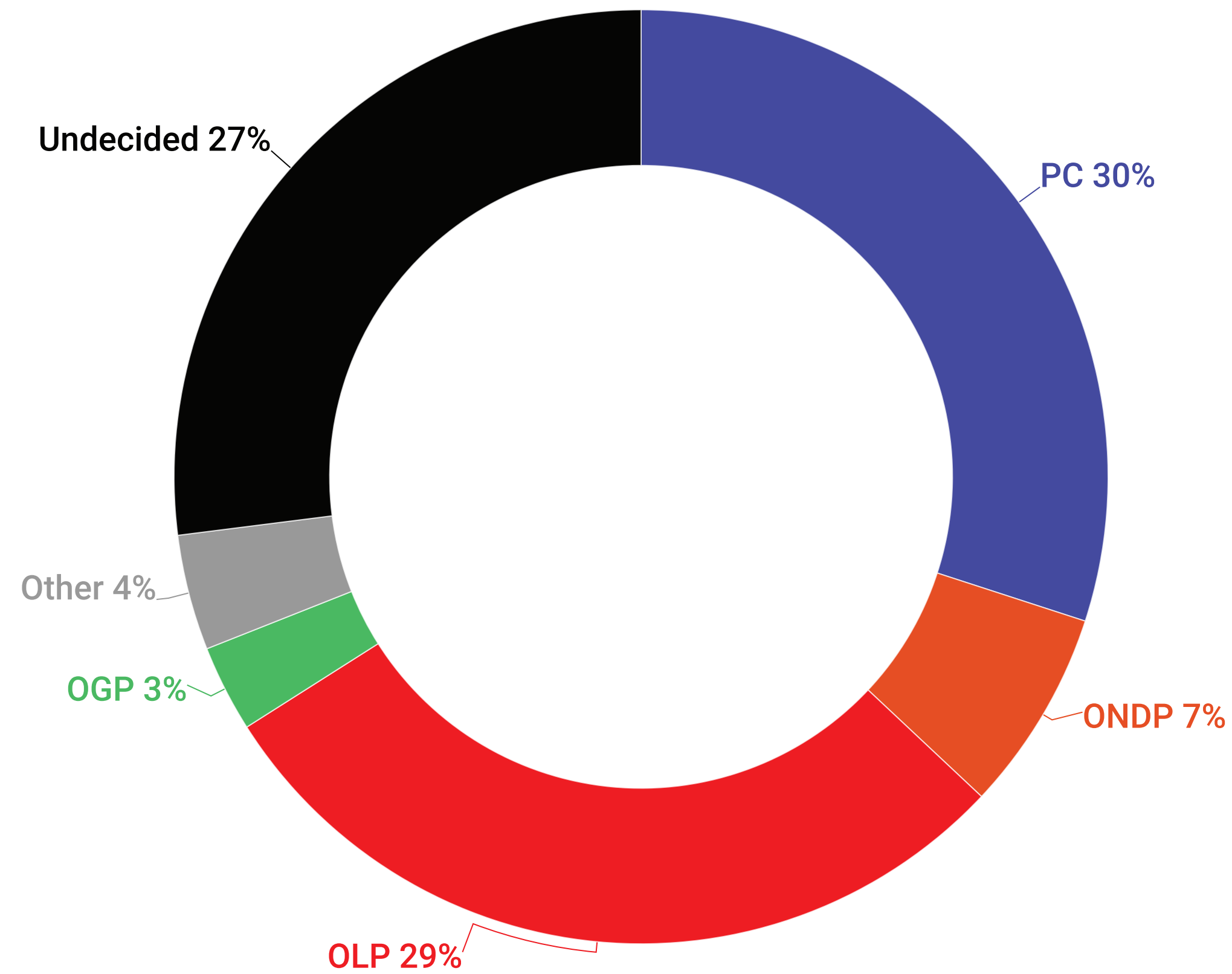
### Decided & Leaning


	All	Female	Male	Other	18-34	35-49	50-64	65+
Steve Pinsonneault of the Ontario PCs led by Doug Ford	39%	30%	47%	50%	45%	40%	40%	32%
Kathryn Shailer of the Ontario NDP led by Marit Stiles	14%	14%	14%	0%	15%	13%	10%	18%
Cathy Burghardt-Jesson of the Ontario Liberals led by Bonnie Crombie	26%	35%	18%	13%	16%	19%	37%	25%
Andraena Tilgner of the Green Party of Ontario led by Mike Schreiner	12%	15%	9%	13%	12%	18%	5%	16%
Other	9%	6%	12%	25%	11%	10%	8%	9%



## Voting Intent - Milton - All Voters

*Q: A provincial by election will be held in Milton, if the following candidates ran, which one would you vote for?*

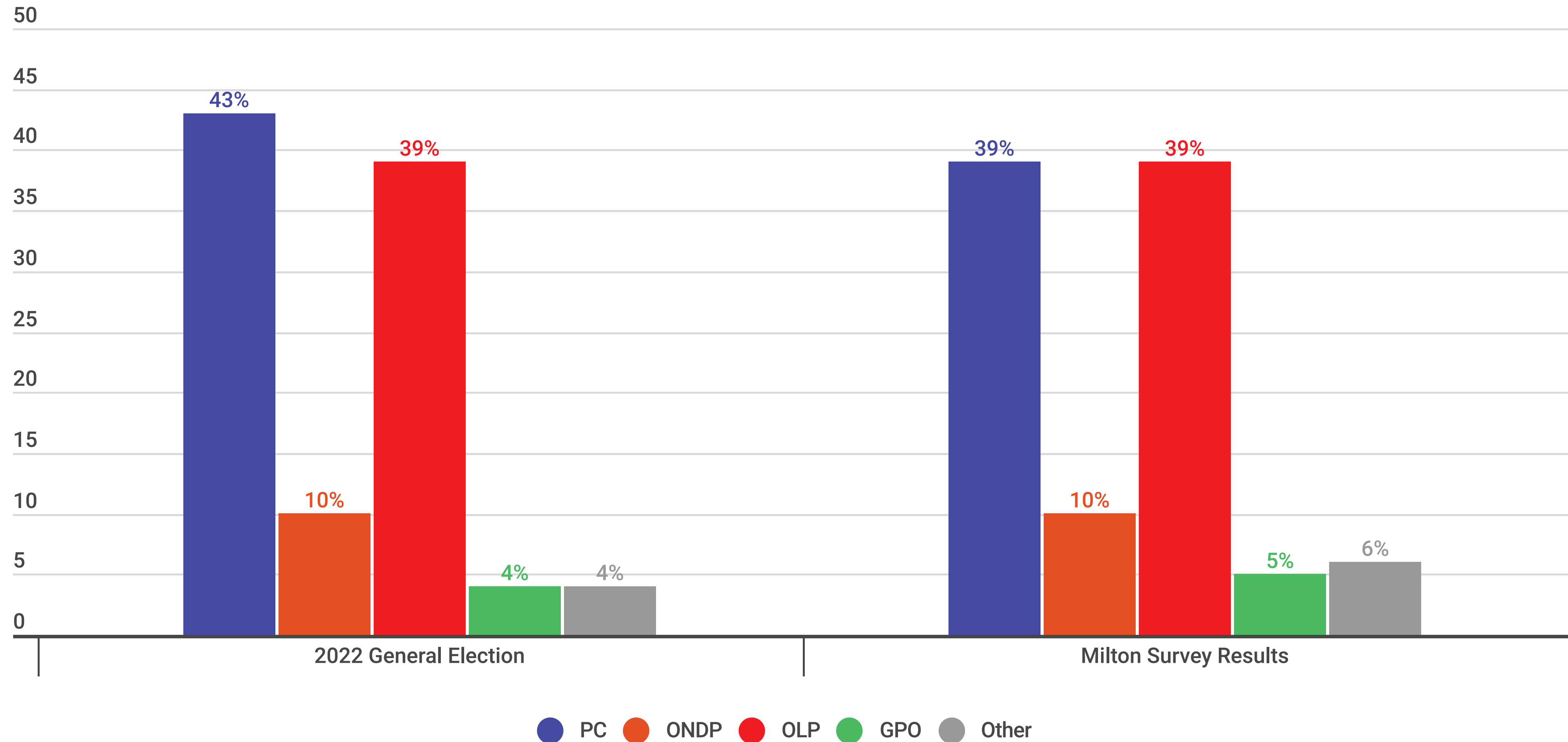





## Voting Intent - Milton - Decided & Leaning Only

Q: A provincial by election will be held in Milton, if the following candidates ran, which one would you vote for?

Q (Undecided Only): And which candidate are you leaning towards?





## Voting Intent - Milton

*Q: A provincial by election will be held in Milton, if the following candidates ran, which one would you vote for?*

### All Voters

	All	Female	Male	Other	18-34	35-49	50-64	65+
Zee Hamid of the Ontario PCs led by Doug Ford	30%	25%	35%	22%	20%	40%	33%	22%
Katherine Cirlincione* of the Ontario NDP led by Marit Stiles	7%	7%	8%	0%	12%	4%	7%	5%
Galen Naidoo Harris of the Ontario Liberals led by Bonnie Crombie	29%	35%	23%	44%	29%	31%	23%	32%
Kyle Hutton of the Green Party of Ontario led by Mike Schreiner	3%	4%	3%	0%	6%	1%	2%	5%
Other	4%	2%	6%	11%	5%	2%	4%	8%
Undecided	27%	28%	26%	22%	29%	22%	31%	29%
Sample (Unweighted)	451	231	211	9	99	152	113	87
Weighted	451	225	217	9	126	162	98	65

### Decided & Leaning

	All	Female	Male	Other	18-34	35-49	50-64	65+
Zee Hamid of the Ontario PCs led by Doug Ford	39%	32%	47%	33%	28%	47%	46%	32%
Katherine Cirlincione* of the Ontario NDP led by Marit Stiles	10%	10%	11%	11%	16%	7%	9%	8%
Galen Naidoo Harris of the Ontario Liberals led by Bonnie Crombie	39%	48%	30%	44%	38%	41%	33%	44%
Kyle Hutton of the Green Party of Ontario led by Mike Schreiner	5%	6%	4%	0%	9%	2%	5%	6%
Other	6%	4%	8%	11%	9%	3%	7%	10%




# GET IN TOUCH

---



+1 416-483-2335



[info@liaisonstrategies.ca](mailto:info@liaisonstrategies.ca)



2586A Yonge Street, Suite 2B  
Toronto, Ontario, Canada

